

campusM 2023 Release Notes

Search for what you need

Search: Release:

Showing results for: [Developments:](#)

| [Resolved Issues:](#)

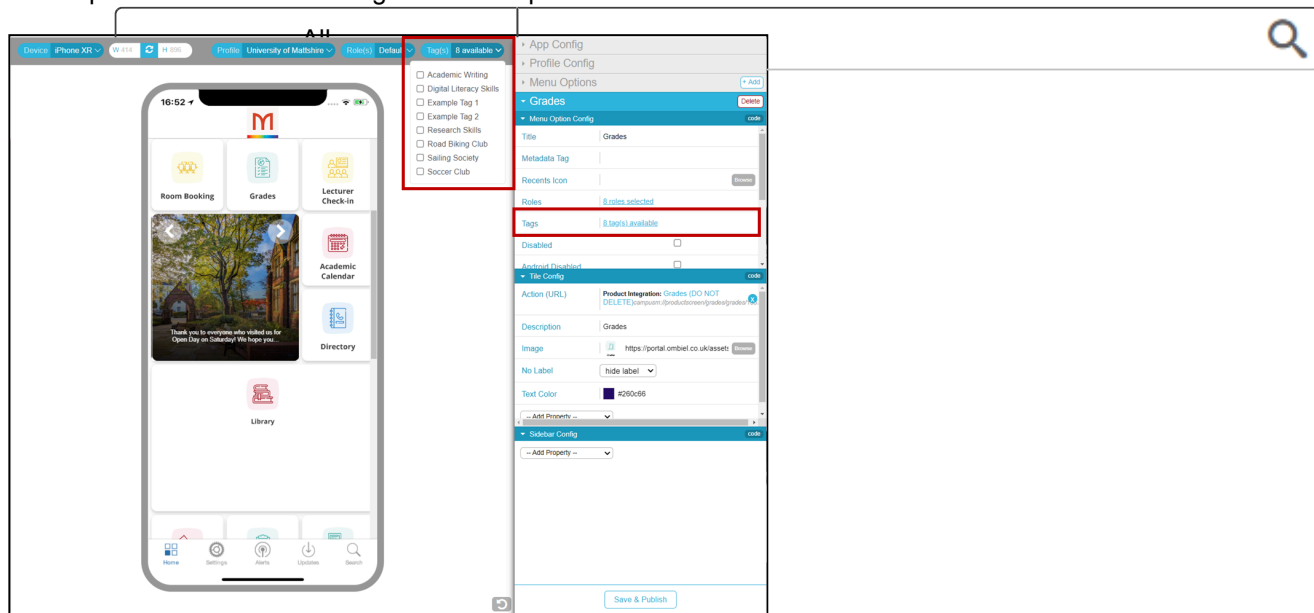
Developments

My Profile - Preview and Deployment of Tags in App Builder

December 2023

You can now preview and manage the deployment of My Profile tags in App Builder, in a similar way to the way you can preview and manage roles. My Profile tags enable users to select content of interest to them. Tiles related to the tags they select are then included in their apps.

App Builder enables you to link tags to tiles by selecting the tags in the tile configuration, under **Menu Option Config > Tags**. It also allows you to preview what users with particular tag selections will see in their apps, by selecting the tags from the dropdown list of available tags above the preview area.



Linking Tags to Tiles, and Previewing the Results, in App Builder

For more information, see [Managing My Profile](#); [The App Manager UI](#).

Attendance - Lecturer Check-In

December 2023

Two enhancements have been implemented in the Lecturer Attendance Check-In Page:

- **Select All Unsubmitted Students** option – Lecturers can select this option to select all of the students whose attendance status has not yet been set.
- Marking students absent – Lecturers can now mark individual students as either present or absent even when students are selected. Selected students are marked as present unless the lecturer marked them as absent.

The screenshot shows the 'Attendance' page for a specific session. At the top, it displays 'Home / Attendance' and the session title 'Small-scale Biomass Gasification - Power from Woodchips | 1 Nov 2023 Wed, 1 Nov 2023 08:28 - Wed, 1 Nov 2023 08:58'. Below this is a summary table:

Checked In	Absent	# Students
0	0	3

Below the table is a search bar with a search icon, a refresh icon, and a download icon. A list of students is shown with checkboxes and a 'Select All Unsubmitted Students' option. The students listed are Miri Botzer, Priya Jhamat (highlighted in red), and Eddie O'Neill. Below the list is a 'Select Reason' dropdown menu and an 'Absent' button. At the bottom, a green button indicates 'Check-in 3 students'.

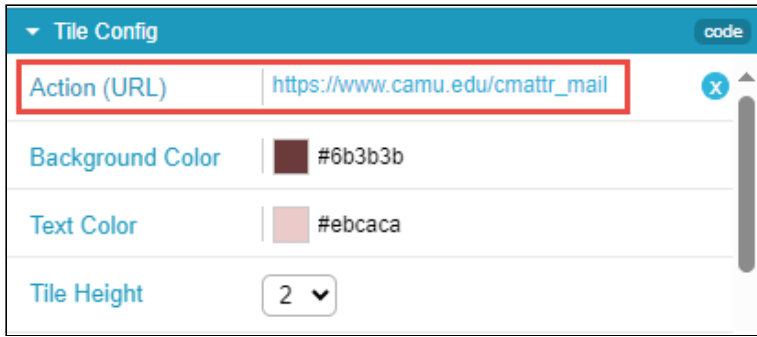
Selecting All Unsubmitted Students and then Marking a Selected Student as Absent

For more information, see [campusM Attendance Lecturer Experience](#).

Action URLs - CMAuth Tokens in Action URLs

December 2023

You can now use a CMAuth token attribute as a part of a link on a tile. This can be done by adding a placeholder to the link defined in the Action(URL) field for the attribute you want to use. All placeholders must start with "cmattr_" followed by the name of the token attribute you wish to include, for example, `cmattr_username`.



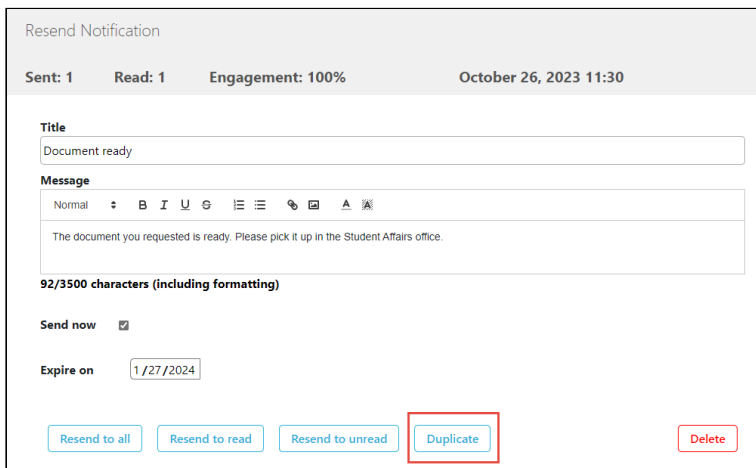
cmattr_mail Attribute Included in the Action(URL) of a Tile

For additional information, see [Working with App URLs](#).

Notifications - Option to Duplicate

December 2023

You can now create a duplicate of an existing notification, which can then be edited as required and sent. You can choose whether the duplicate notification will be an individual or a group notification.



Duplicate Option in Notification

For more information, see [Sending Notifications to End-Users](#).

Notifications - Character Count

December 2023

The number of characters included in the text of a notification now appears below the Message text box. If the total is within 50 characters of the maximum length of 3500 characters, the character count appears in orange. If the total exceeds 3500 characters, the character count appears in red.

We regret that we could not arrange a meeting for you at the time and place you requested. The president asked me to tell you that he is very interested in hearing details of your proposal, but he cannot do so before January 23rd, because of many other commitments. If you would like to meet with him on January 24th at 5:00 PM, at his office in the Simonson Building (room 123), he would be happy to meet with you then.

Regarding the problems you reported with the sports facilities, we have passed along the information to the maintenance staff. They have promised to take care of the repairs next week, and will issue a formal press statement at that time.

Finally, regarding the science curriculum, the coordinator of STEM studies informs me

3454/3500 characters (including formatting)

Send now

Expire on

Character Count - in Orange Because It Is Within 50 Characters of the Maximum

For more information, see [Sending Notifications to End-Users from Notification Center](#).

Attendance – Customizable Status Colors in Lecturer Check-In Screen

November 2023

The display of student check-in statuses that are seen by lecturers in the apps has been enhanced. The status icons that appear beside each student's name are now color-coded based on the colors selected in the Attendance settings (**App Manager > Attendance > Attendance Settings > Attendance Configuration > Check-in History Settings > Check-in Statuses**).

App Manager Attendance Settings Attendance Libby Manual ?

Check-in Statuses

General

Not Checked-in

Color
 Default: '#DCDDDE'

Text

Check-in Validated

Color
 Default: '#218A45'

Text

Processing

Color
 Default: '#0085AD'

Text

Attendance Status Color-coding Settings

Hybrid Check-in Validation

Custom check-in types for capture and validation, based on the API data returned for the event.

Enable Hybrid Check-in Validation

'Check-in Validation By User Role', if enabled and valid for the same user, will override this.



Validation List

Item 1



Timetable Attribute

Config to determine when this validation set is applied.

Timetable API Attribute

Select an attribute from the list below. For any event matches the rest of the configuration in this block, the custom check-in types and validation will be applied.

Online Meeting URL (meetingURL)

Valid If Found

If this is checked, the validation will be applied if the selected attribute exists in the event response, and is not null or undefined.



Export Check-in Data

For more information see [Hybrid Check-in Validation](#).

New API for User Details

October 2023

You can now update user details (Email/First Name/Last Name).

For more information see [Developer Network](#).

Timetable Product Integration - Microsoft Graph API

October 2023

We now support a new timetable vendor - Microsoft Graph API.

For more information see [Timetable](#).

User Permissions

October 2023

The name of the **Insight** user permission was updated to **Analytics**.

For more information see [User Permissions](#).

Attendance - Export Check-in Data to Third Party Systems

September 2023

You can now export check-in data to third party systems. Currently this is supported for Canvas LMS, but in future we will

add more systems.

Home / Attendance

Select a course to filter on x

Export Attendance Check-ins

Export From

Export Until

Exclude dates from export

Customise score weighting

Customise grading details

Export Check-in Data

For more information see [Check-in History settings](#).

Attendance - Ability to Redirect to Alternative Check-in History

September 2023

You can now configure the Attendance page to redirect to a different URL from the History tab. This can be an internal campusM URL, or an external URL.

Check-in History Settings

Display Dashboard Widget

Redirect To Alternative URL

URL To Redirect To

Number of Days to Be Shown in Lecturer History

Redirect to Alternative URL

For more information see [Check-in History Settings](#).

Attendance - Limit Number of Days in Lecturer History

September 2023

A configuration option was added to limit the number of days displayed in the lecturer history.

Check-in History Settings

Display Dashboard Widget

Redirect To Alternative URL

Number of Days to Be Shown in Lecturer History

10

Enable Attendance Data Export
Enables exporting student's attendance data by course to a third-party system.

Limit Days in Lecturer History

For more information see [Check-in History Settings](#).

Nested Smart Tiles

September 2023

With the Nested Smart Tile, users can now add multiple buttons within a single tile. This feature allows for a nested menu option appearance, presented in a carousel format.



Nested Smart Tile

By grouping items together, users can minimize the real estate occupied on the homescreen, providing a clutter-free user interface.

For more information see [Nested Smart Tiles](#).

New Certificate for SAML

September 2023

A new certificate was implemented for SAML. Administrators need to configure the new certificate as described in [Configuring Integration Profiles](#).

More Specific Message for Login Issues

September 2023

In the case of an error when logging in, the user now receives a more specific message that can help the Support team to

track down the issue.

Person Attribute Available for APIs

September 2023

The Person attribute is now available to use when calling the following APIs:

- [getPollResults](#)
- [contactTracingReport](#)
- [getRegistrations](#)
- [insightExportData](#)

Attendance - Enhancements for Alternative Lecturer Check-in

August 2023

- It is now easier for the lecturer to mark students as absent when there is only one absence reason.
- The class date and time is now displayed in the Alternative Lecturer Check-in screen.



Alternative Lecturer Check-in Screen

For more information see [Alternative Lecturer Check-In](#).

Attendance - Configure Check-in Window in Relation to Start Time Only

August 2023

You can now configure the student check-in window in relation to start time only, without taking the end time into consideration. You can still configure in relation to start time and end time, if needed.

Note

The option that you choose here applies to all classes.

Student Check-in Window

When the student is allowed to check in relative to the class time

Check-in Window Start
Number of minutes before or after the start of the class

Check-in Window End
Number of minutes before or after the end of the class

Check-in Window Close Time Based On Padding From Start Time
When checked, the Check-in Window will close based on the Start Time instead of the End Time.


Student Check-in Window: Configuration in App Manager

For more information see [Student Check-In Window](#).

New Template for Creative Studio

August 2023

A new template for social media was added to Creative Studio.



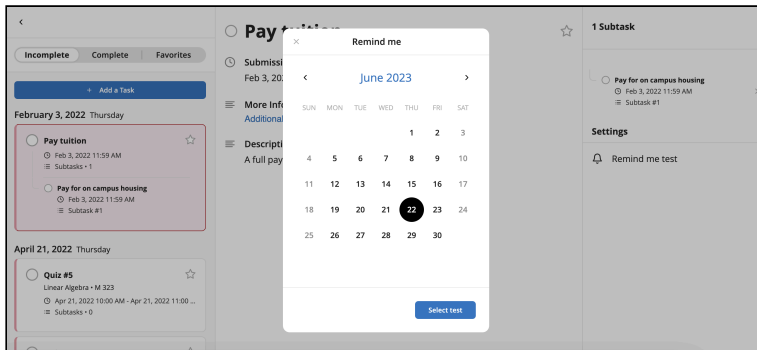
Social Media Template

For more information see [Creating a Page from a Template](#).

Task Board - Create Reminders for Tasks

August 2023

Students can now create reminders for their tasks. They will be able to select the date the reminder should be sent. A push notification will be sent them on the assigned date.



Task Reminders

For more information see [Task Board](#).

New Unique Identifier

August 2023

There is a new unique identifier for the person attribute that can be used instead of email address in certain APIs, such as checkinReport.

For more information see the [Developer Network](#).

New APIs

August 2023

New APIs were added for the following areas. Select the links below to go to the relevant information in the Developer Network.

Get and update the person attribute:

- [updatePersonAttribute](#)
- [getPersonAttribute](#)

Manage MyProfile user tags:

- [updateUserTagsWithoutDeleting](#)

- [removeUserTags](#)
- [getUserTagsAndImageByEmailAddress](#)

Edit MyProfile tags:

- [removeTags](#)
- [updateTags](#)

Predefine Event IDs for non-GUID RSS Fields

July 2023

You can now predefine the event ID from an RSS field that is not GUID. This allows you to enable check-in for events also using non GUID RSS fields.

For more information see [Events](#).

Delete Files from Asset Manager

July 2023 SF: 06740341

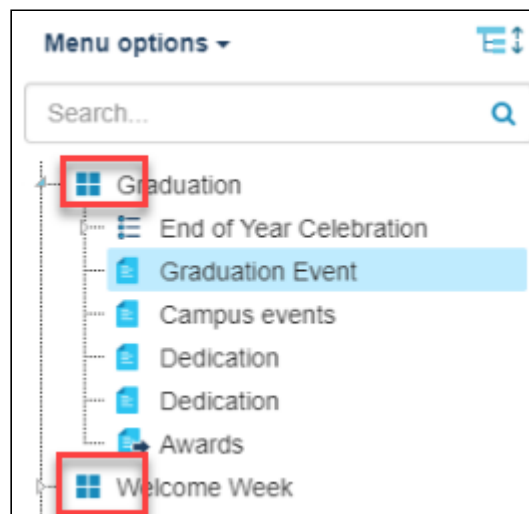
In order to delete files from the asset manager, you now need either the **Resource : Can delete resources** role or all permissions.

For more information, see [Managing Files with the Asset Manager](#).

Creative Studio — Sorting Pages by Alphabetical Order

July 2023 SF: 06625878

Creative studio pages are now sorted in alphabetical order. Previously they were sorted by creation date.



Sorted Pages in Creative Studio

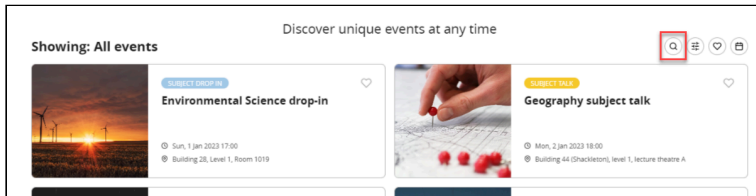
Note

The top/root level is sorted alphabetically.

Events Product Integration — Search for Events

July 2023

Users can now search for events using keywords.



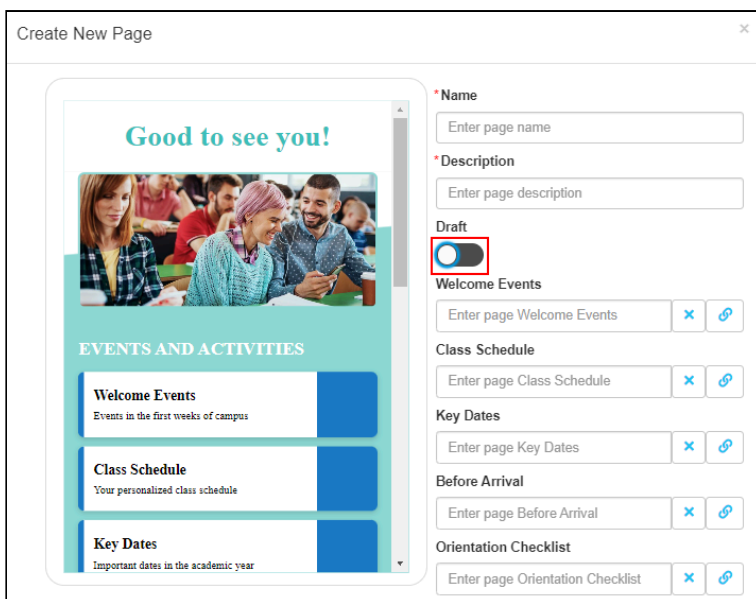
Search for Events

For more information see [Events](#).

Creative Studio - Draft Page Workflow

June 2023

For users with the assigned permission **Content item : Can manage drafts in Creative Studio** ([App Manager > Users/Permissions > Users > User permissions](#)), we added the ability to publish new Creative Studio pages when saving without needing to first create the page as a draft by disabling the **Draft** toggle when creating the new page.



Option to disable a Draft

For more information, see [Creative Studio](#).

Last Login Date for Registered Users

June 2023

To better manage your users and their app usage, we added a Date Last Used column to [App Manager > App Settings > User Management > Registered Users](#) and to the CSV file to identify when users last used the app.

Note

Null values appear for users whose last usage date was prior to September 2022.

First Name	Last Name	Email Address	Date Registered	Date Last Used
Jon	Daniel	jon.daniel@exlibrisgroup.com	2022-02-24 22:16:31	2023-01-02 13:45:39
Keanu	Reeves	jon@rolesdemo.com	2022-02-24 23:17:22	-
Dudu	Mizren	dudumizren@exlibrisgroup.com	2023-01-07 10:30:36	-
Maud	Arnaut	maud.arnaut@exlibrisgroup.com	2023-01-07 11:41:29	-
Jonson	Alexander	jonson.alexander@exlibrisgroup.com	2023-01-13 11:07:56	-

Registered Users

Person	Date Registered	First Name	Last Name	Email Address	Date Last Used
350566	2022-02-24	Jon	Daniel	jon.daniel@exlibrisgroup.com	2023-01-02T13:45:39
396581	2020-08-01	Eddie	O'Neill	lecturer2@rolesdemo.com	2022-11-25T04:27:35
396978	2020-08-11	Len	Brennan	automation@rolesdemo.com	2022-11-09T08:36:06
410683	2021-01-01	Yiska	Rand	yiska.rand@exlibrisgroup.com	2022-10-24T11:23:16
419471	2021-05-01	Rachel	Green	friend1@rolesdemo.com	2023-02-05T09:23:55
438152	2021-11-11	Yiska	Rand	ber.yiska@gmail.com	2022-10-24T11:20:34
460112	2022-08-01	Keanu	Reeves	jon.daniel@rolesdemo.com	2022-12-28T06:46:04
463932	2022-09-11	Hannan	Abunamo	hannan@mailinator.com	2023-02-16T09:43:46
467594	2022-10-31	Efraim	Brand	efraim@gmail.com	2022-10-30T12:44:35
472208	2022-12-21	Yishai	Levenglick	thepoosh@gmail.com	2022-12-28T06:47:41
472525	2023-01-01	Matt	Sherlock	matt.sherlock@rolesdemo.com	2023-01-05T09:33:11
472800	2023-01-01	Miri	Miri	miri@rolesdemo.com	2023-01-05T10:28:19
476084	2023-02-11	Tal	Randi	tal.randi@clarivate.com	2023-03-20T09:06:35
476966	2023-04-11	Miri	Botzer	miri@exlibrisgroup.com	2023-04-20T08:30:27

Registered Users report

For more information, see [Registered Users](#).

Attendance – Undo Lecturer Check-in

June 2023 SF: 06546565 05306250 05307185 06331212 06465925 06572827 06575593

If a student is marked as absent, and the student is now present, you can now use the **Undo Check-in** button to remove the absent mark for that student.

Calculus I

Checked In	Absent	# Students
0	1	1

Search

- Miri Botzer ^

Undo Check-in

Check-in
 Search Class
 History

Undo Check-in

For more information, see [Undo Check-in](#).

Events Product Integration – Tags Order

June 2023

Events tags are now listed in alphabetical order.

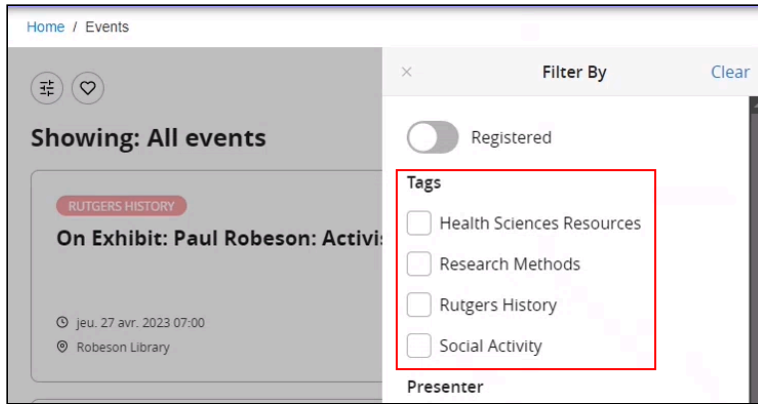
Home / Events

Events on Campus
Recommended events just for you, any time, any topic you want

Broaden your mind

Health Sciences Resources
Research Methods
Rutgers History
Social Activity

Alphabetical tags



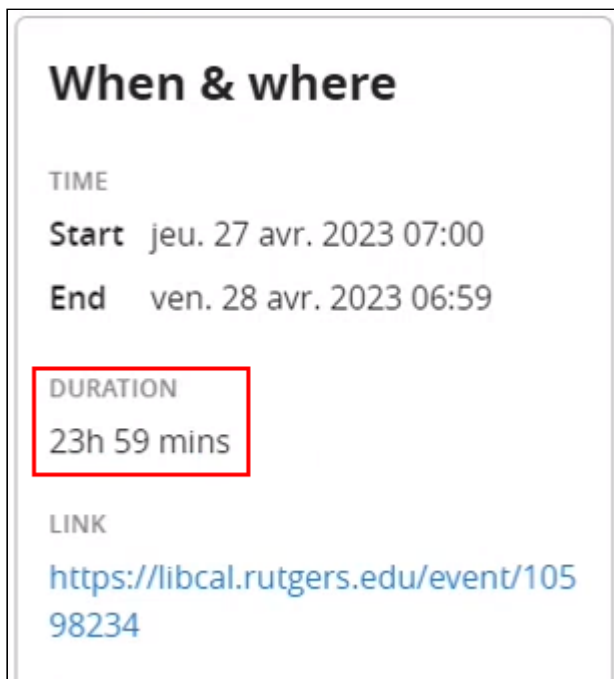
Tags on small screens

For more information, see [Events](#).

Events Product Integration – Hiding the Duration Field

June 2023 SF: 06479282

You can now hide the **DURATION** section from the event details by unchecking **Display Event Duration** in [App Manager > Product Integration > Events > Event Details](#).



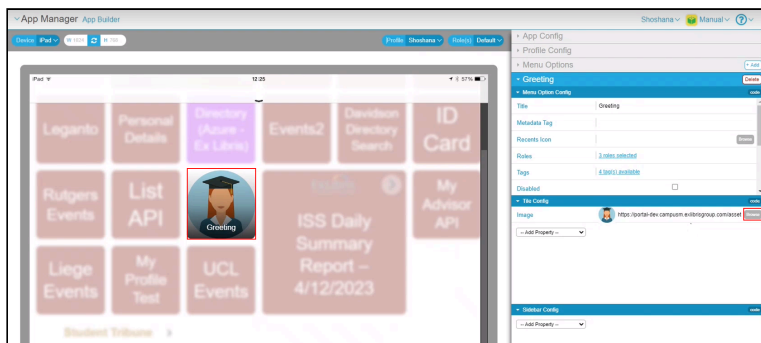
Events DURATION section

For more information, see [Events Configuration](#).

Greeting Product Integration – Background Image

June 2023 SF: 06706317

To enhance the Greeting tile, you can now add a background image to the Greeting tile from the **Tile Config** section of the **App Manager > App Builder**.



Greeting tile

For more information, see [Greeting Configuration](#).

Bypass Profile Selection When Only One Profile is Configured

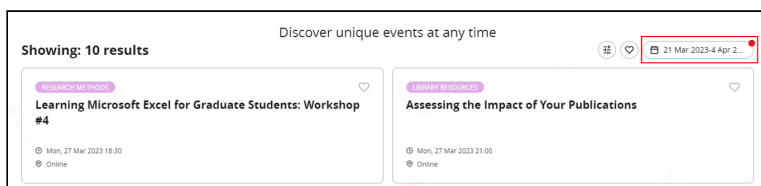
May 2023

When only one profile is configured in **App Manager > App Settings > App Profiles**, the **Please select a profile** list screen is now skipped, and anonymous users are directed directly to the home screen, while profiles that are required to log in are directed to the **Terms and Conditions** screen. If configured, users are directed to the introduction pages rather than the home screen. Additionally, the **Logout** button is not available for anonymous profiles.

Events Product Integration – Filtering Enhancement

May 2023

We enhanced the Events filtering option by changing the list of dates in the Events filter tray to a date picker



Selected date range

For more information, see [Events](#).

Print Credits Product Integration – PaperCut Vendor

May 2023 SF: 06432244 06560676 06566647

HTTPS is now supported for PaperCut endpoints. Previously, only HTTP was supported.

For more information, see Configuration for [PaperCut Vendor](#).

Analytics Update

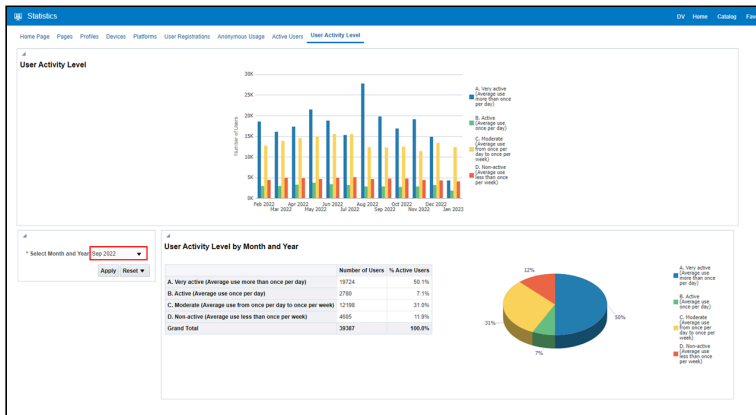
April 2023



Idea Exchange

You can now use App Manager (**Analytics > Catalog > Folders > Shared Folders > campusM > Dashboard > Statistics**) to view an out-of-the-box dashboard to show the usage of the campusM app.

Select the **Month** and **Year** and select **Apply** to view monthly app engagement.



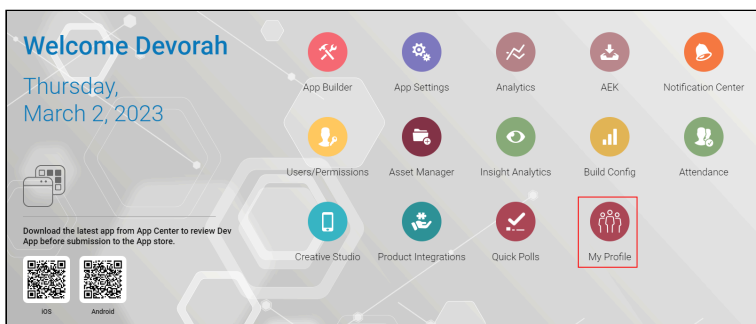
Engagement Dashboard

For more information, see [Analytics](#).

My Profile


April 2023

To enable users to better manage their profile preferences, when configured in **App Manager > My Profile**, users can customize their profile settings and tags in their assigned categories.



My Profile

Create profiles in the **My Profile Settings > My Profile Configuration** settings.



My profile settings

Select **Add My Profile** to create each profile instance.



Option to add profiles

Configure if users are allowed to add profile images, assign categories to users, and add tags to those categories.

Note

You must first create tags before they can be added to a profile.

Activate My Profile
Check this box to activate My Profile

My Profile Description*
Description for this My Profile instance
English speaking users

Screen Title
Appears in top header
Default: 'My Profile'

User Info Fields

Enable Image Upload

Image Source
IdP

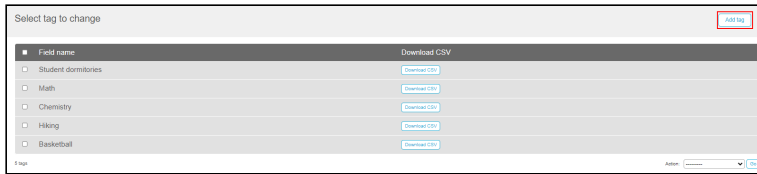
Code

Categories

Categories
No Categories + Add Category

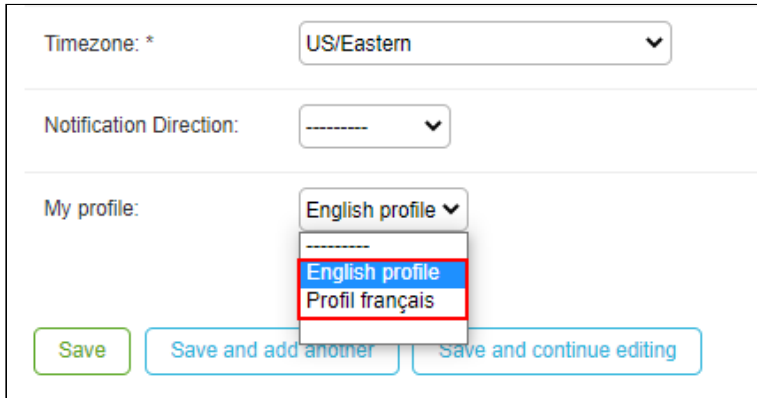
Add a profile settings

Use the **Add tag** button to add tags, tag icons, and set alert groups on the **My Profile Settings > Tags**.



Add tag

After the tags and profiles are created, associate the profile from **App Manager > Enterprise Roles > App Profile** and select the relevant profile in the dropdown list.



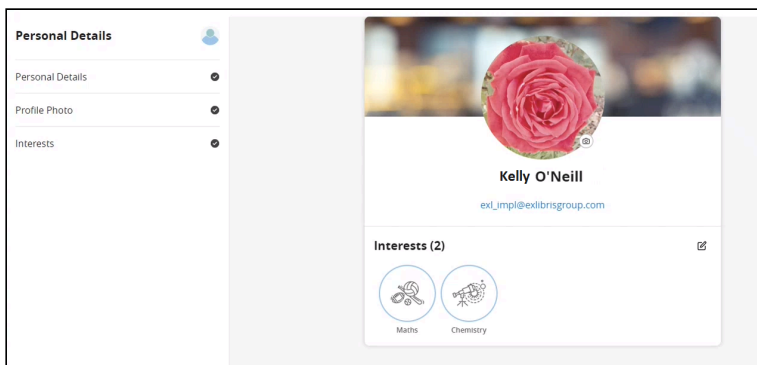
My profile association

When enabled, users can access **My Profile** from the app **Settings > My Profile**.



My Profile app setting

Users can view their details, upload their profile photo, and edit their interests by adding or removing tags from their categories.



My Profile details

Interests

Select tags you mostly interested in



Maths



Chemistry

Save

Cancel

Interests

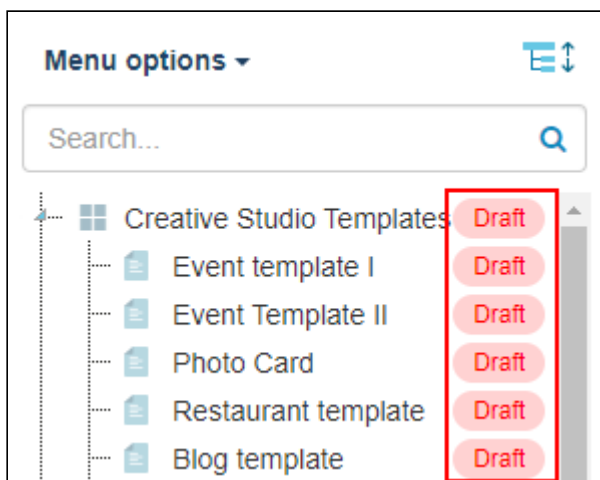
Creative Studio – Create Draft Pages

April 2023

New pages created in Creative Studio ([App Manager](#) > [Creative Studio](#) > [Add new](#)) are now created as a draft by default.

Create New Page as a Draft

Additionally, a **Draft** label is appended to each draft page until the page is published.



Draft label

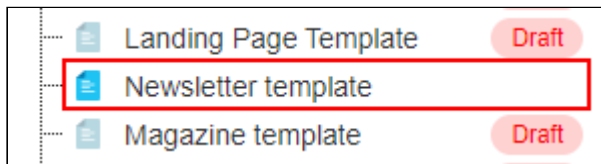
When you are ready to publish the draft page, use the edit icon



to open the Page Details and disable the **Draft**. Then select **Save**.

Publishing a Draft page

The draft label is then removed, and the page is published.



Published page

For more information, see [Creative Studio](#).

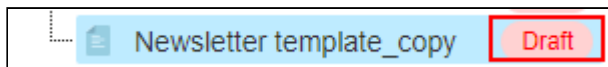
Creative Studio – Duplicate Pages

April 2023

When using the duplicate icon



to duplicate pages in Creative Studio (**App Manager > Creative Studio > Add new**) are now created as a draft by default.



A duplicated template with a Draft label

For more information, see [Creative Studio](#).

Timetable Product Integration – Error Handling

April 2023

We improved the error handling for Timetable to maintain the cache after receiving an error response. Therefore, if there are errors when retrieving any of the Timetable data, the cached data remains, and an error is reported. If no errors exist, the old data is deleted and the new data is loaded.

For more information, see [Timetable](#).

Events Product Integration – Filter Options

April 2023 SF: 06530729

The Events **Filter By** list now only includes events with a **Start Time**.

× **Filter By** Clear

Registered

When

27 Feb 2023

28 Feb 2023

1 Mar 2023

2 Mar 2023

3 Mar 2023

6 Mar 2023

7 Mar 2023

8 Mar 2023

10 Mar 2023

13 Mar 2023

20 Mar 2023

23 Mar 2023

27 Mar 2023

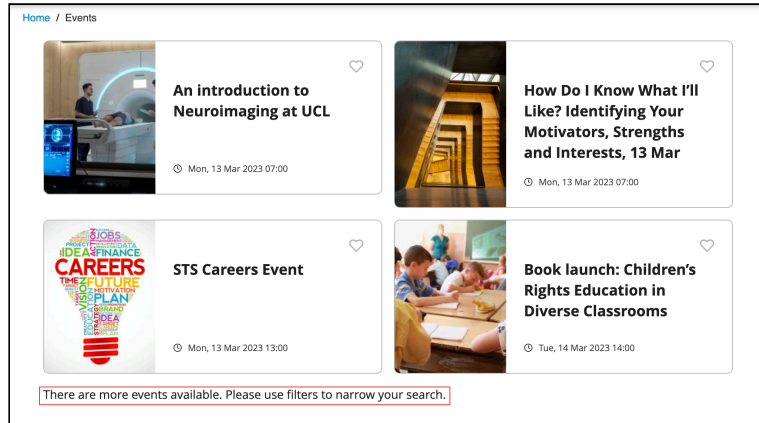
Filter By list

For more information, see [Events](#).

Events Product Integration – Maximum Events Displayed (HOTFIX FOR MARCH)

April 2023

To display the Events tiles more efficiently, a maximum of 200 events are now loaded at a time. A message appears at the bottom of the screen informing you that you can use the filters to narrow your screen. You can customize the **Maximum Events Displayed Message Text** from the [App Manager > Product Integrations > Events > Text/Labels](#).



Events Message Text

For more information, see [Events](#).

Events Product Integration – Additional Columns for Exports

April 2023

When exporting events that have been registered using the **Export Event Registrations as CSV** button ([App Manager > Product Integrations > Events > Text/Labels](#)), the exported file now includes a **Favorite** and **Registered** column.

eventId	title	date	firstName	lastName	emails	Favorite	Registered	checkedin
1	Event 1	23/09/2022	Matt	Sherlock	m.sherlock@email.com	TRUE	FALSE	FALSE
2	Event 2	23/09/2022	Matt	Sherlock	m.sherlock@email.com	TRUE	TRUE	FALSE
3	Event 3	24/09/2022	Matt	Sherlock	m.sherlock@email.com	FALSE	TRUE	FALSE
4	Event 4	25/09/2022	Matt	Sherlock	m.sherlock@email.com	FALSE	TRUE	TRUE
5	Event 5	26/09/2022	Matt	Sherlock	m.sherlock@email.com	TRUE	TRUE	TRUE

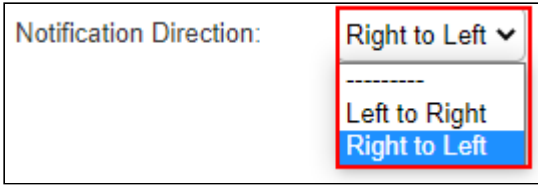
Registered events export additional columns

For more information, see [Events](#).

Notification Text Alignment (HOTFIX FOR FEBRUARY 2023)

March 2023

We now support text alignment for Right to Left languages for Notifications. To control the text alignment, select your desired text alignment direction from the **Notification Direction** drop-down list ([App Manager > App Settings > Enterprise Roles > App Profiles](#)).



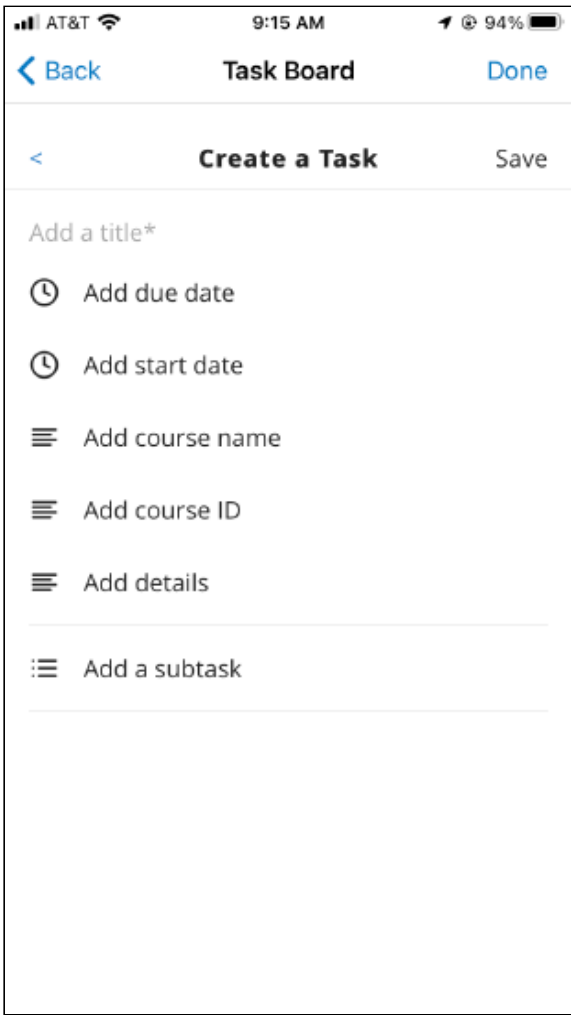
Notification Direction Settings

For more information, see [Sending Notification to End Users](#).

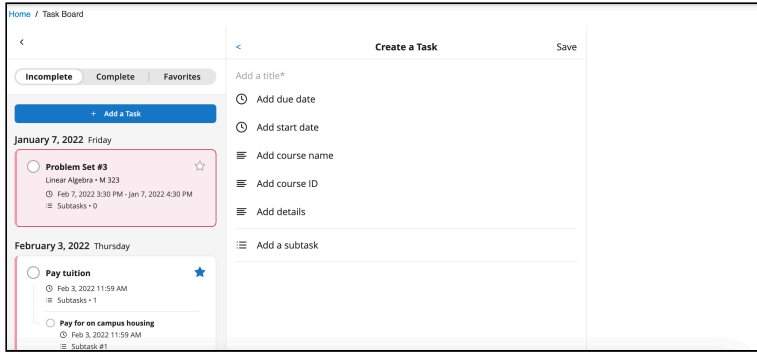
Task Board Product Integration – User Created Tasks

March 2023

We added the ability for users to create their own tasks within the Task Board, enabling the product integration to merge both customer (through the API) and user-defined tasks within the Task Board. This feature is available to students when **Enable User Created Tasks** ([App Manager > Product Integrations > Task Board > User Created Tasks](#)) is enabled.



Create a Task



Create a Task

For more information, see [Task Board](#).

Moodle Product Integration – HTML Rendering

March 2023 SF: 05309518

We revised and improved how HTML sanitization is handled to align it with our other products to prevent HTML rich text from displaying poorly.

For more information, see [Moodle](#).

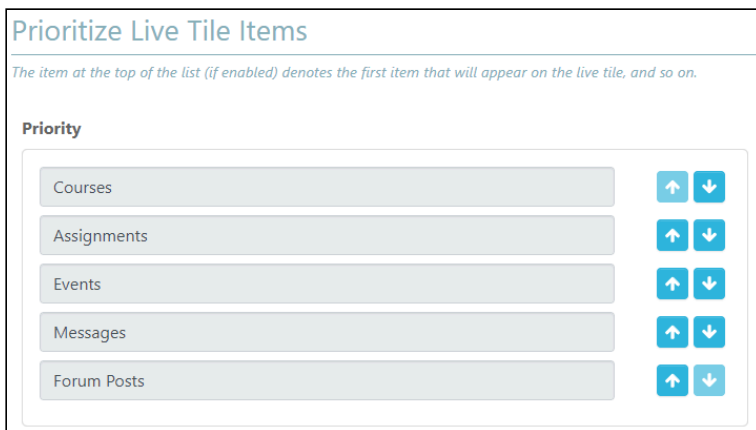
Moodle Product Integration – Dashboard Prioritizing and Live Tile Forum Posts

March 2023 SF: 05309518

We added the ability to prioritize the order in which live tile items appear. From the **Prioritize Live Tile Items (App Manager > Product Integrations > Moodle)**, use the up/down arrows to prioritize the order in which live tiles appear from left to right.

Note

Only the first four prioritized live tile items are displayed on the dashboard.



Prioritize Live Tile Items Configuration

We also added the ability to display **Forum Posts** on a live tile. To enable Forum Posts to appear on live tiles, select **Enabled** in the **Form Posts** section (**App Manager > Product Integrations > Moodle**).

Note

The Forum Posts must be prioritized as one of the first four live tiles to be displayed.

Forum Posts

This displays the count for all unread posts across all visible discussion forums.

Enabled

Label

Default: 'Forum Posts'

Live Title Forum Posts Configuration

For more information, see [Moodle](#).

Moodle Product Integration – Nested Content

March 2023 SF: 05309518

We added the ability to display all templates that belong to a category in a nested structure to indicate when a category is under another category by selecting **Enable Nested Categories** (**App Manager > Product Integrations > Moodle**). The **View Courses Text Template** shows the category text template and the **Text - "No categories to show"** outputs the text even when there are no categories.

Moodle Server Config

Moodle Web

Text/Labels

Service Content

Live Tile

Import/Export Configuration

Save Save and Continue Editing

Enable Categories View
Organizes the course list by the category they're assigned to. By default, this only displays categories that are the direct parent of an assigned course.

Enable Nested Categories
Displays all categories visible to the user, even if they're not the direct parent of an assigned course.

View Courses Text Template
%n% is replaced with the course name

View Items for %n%

Categories Page Title

Default: 'Course Categories'

Sort Categories
Sorts the displayed categories. The default sort order is provided by Moodle.

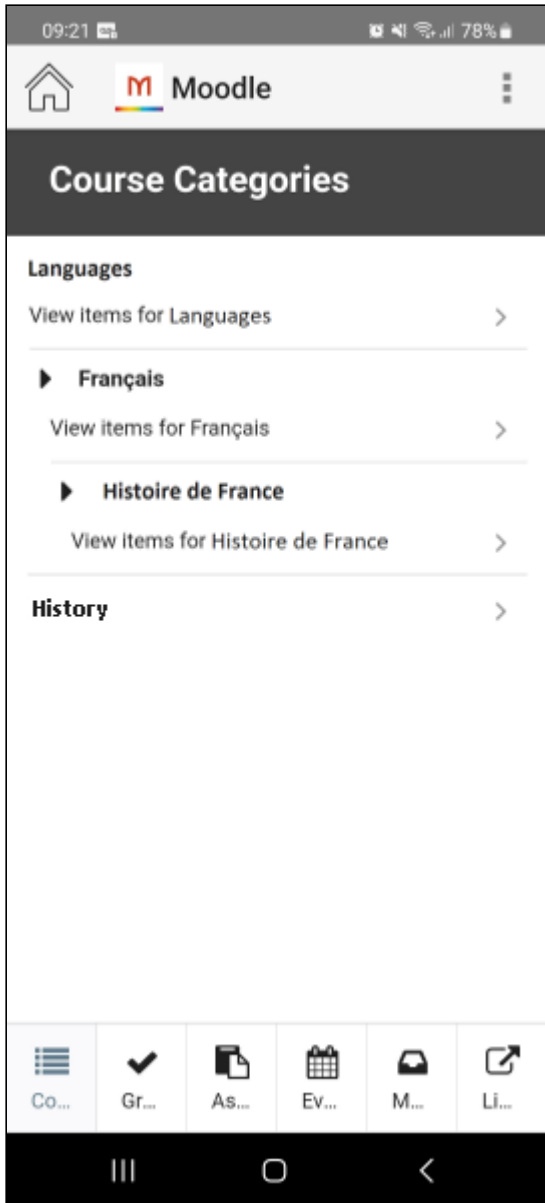
Default: 'Moodle Sort Order'

Display Description
Display the category description if returned by Moodle.

Text - "Unnamed Category"
Displayed if any category has no name returned by Moodle.

Default: 'Unnamed Category'

Enabled Nested Categories



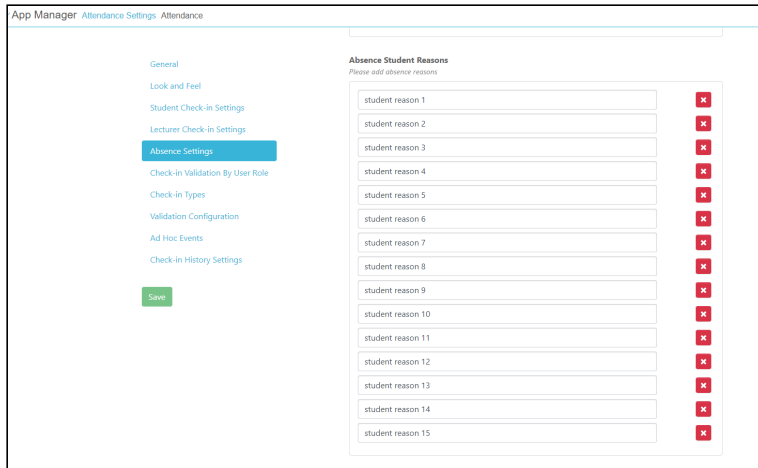
Nested Categories

For more information, see [Moodle](#).

Attendance Product Integration – Configurable Absence Reasons Increase

March 2023 SF: 06573997

We added the ability for students to provide up to 15 absence reasons. To enable students to enter additional absence reasons, add additional **Absence Student Reasons** fields to your **Absence Settings (App Manager > Product Integrations > Attendance)**.



Absence Student Reasons

For more information, see [Managing campusM Attendance](#).

Accessibility

February 2023

As part of our ongoing commitment to Accessibility and reissuing of our updated Voluntary Product Accessibility Templates (VPAT) for our apps, we are undertaking enhancements to accessibility across the platform. This release provides enhancements to the following:

Web App

We enhanced screen reader behavior for Banner Tiles, correctly announcing the **Description** within the reader. Additionally, we ensured that the refresh timetable widget in the Lecturer Check-in screen was identified as an active element by screen readers.

iOS

We ensured that the refresh timetable widget in the Lecturer Check-in screen was identified as an active element by screen readers.

For more information, see [Accessibility Statement](#).

Attendance – Lecturer Check-in Screen Role Validation (HOTFIX FOR JANUARY 2023)

February 2023

We added additional validation to the Lecturer Check-in screen to ensure that only users with the correct role(s) can access the front-end screens. This removes any opportunity for users to access the search class functionality in the Lecturer Check-in screens without the correct roles assigned.

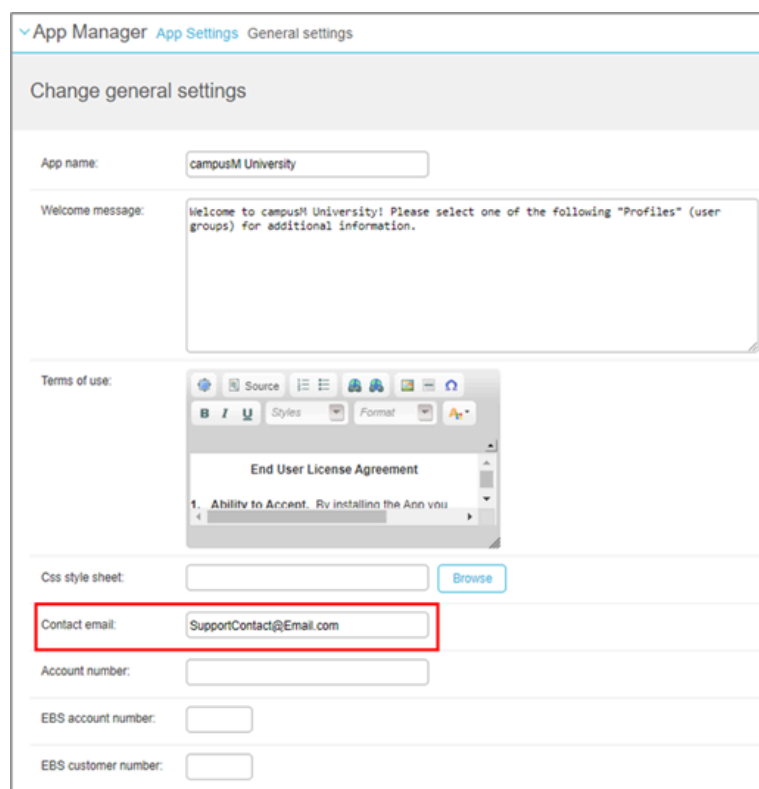
For more information, see [campusM Attendance](#).

Automate Email Notifications for Certificate Renewals

February 2023

As part of our continued efforts to ensure smooth business continuity, we added automated reminder emails for SSL Certificate Renewals before they expire. To receive these enhanced notifications, we require customers to populate the App Manager with an appropriate email address to receive these notifications.

We added a **Contact email** field to the **App Manager > App Settings > General Settings** page and for customers to populate this field with a distribution email address that processes certificate renewal notifications for your campusM environments:



The screenshot shows the 'App Manager > App Settings > General settings' page. The page title is 'Change general settings'. The 'App name' field contains 'campusM University'. The 'Welcome message' field contains 'Welcome to campusM University! Please select one of the following "Profiles" (user groups) for additional information.'. The 'Terms of use' field contains a preview of an 'End User License Agreement' document. The 'Contact email' field is highlighted with a red box and contains 'SupportContact@Email.com'. Other fields include 'Account number', 'EBS account number', and 'EBS customer number'.

campusM Signed Certificate Updated for SAML Integration Profiles

February 2023

We updated the campusM Signed Certificate with an extended expiry date that can be selected for signing against a SAML integration profile. The latest available certificate is the default selection when creating a new integration profile.

For more information, see [Configuring Integration Profiles](#).

campusM API – User Registration Enhancement

February 2023

We added the ability to check if a user already exists on the User Registration API.

For more information, see [User Registration API](#).

Feedback Emails – Platform and App Version Included on Report a Problem

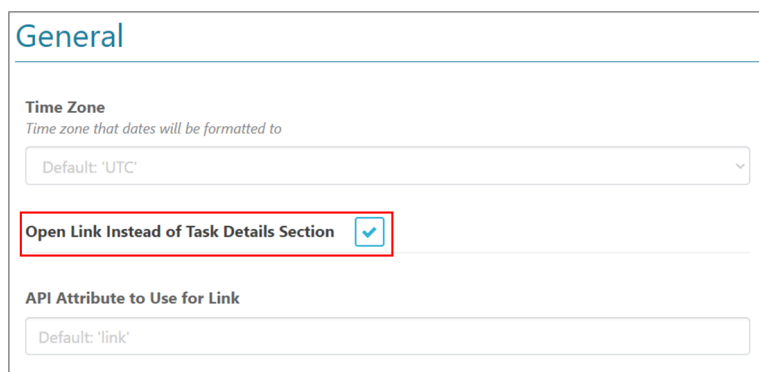
February 2023

We enhanced the **Report a problem** feedback email to include both the platform and the app version from where the user reported the problem. This enhances the data provided by the app for troubleshooting.

Task Board Product Integration – Configure Links for Task to Open Directly (HOTFIX FOR JANUARY 2023)

February 2023

We added the option to the Task Board configuration to enable tasks to open directly to a link, instead of opening to the details view of the task. This option was created to reduce the number of clicks required to see task details. Each task/subtask can have its own link. The link is received from the API response.



General

Time Zone
Time zone that dates will be formatted to

Default: 'UTC' ▼

Open Link Instead of Task Details Section

API Attribute to Use for Link

Default: 'link'

For more information, see [Task Board](#).

Accessibility

January 2023

As part of our ongoing commitment to Accessibility and reissuing of our updated Voluntary Product Accessibility Templates (VPAT) for our apps, we are undertaking enhancements to accessibility across the platform. This release provides the following enhancements:

Web App

We enhanced accessibility with a focus on keyboard access in our maps feature, and in the navigation breadcrumbs that appear when the portal view is enabled. We have also enhanced how the app responds to screen readers for carousels, images, barcodes, etc.

iOS

We resolved a few issues with Voiceover for the logo in the **Current Profile** section in **Settings**, the Timetable Events, and the Maps position images.

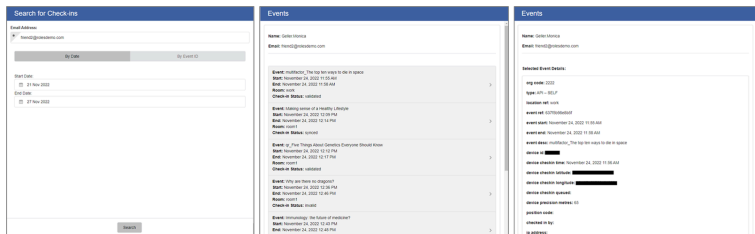
For more information, see [Accessibility Statement](#).

Attendance — Transaction Viewer

January 2023

We completed the Attendance transaction viewer, adding more information about check-ins made by users to provide further diagnostics for administrators.

The transaction viewer provides a simple interface to search for check-ins based on the user's email address, then by date range, or eventID. The viewer can then return a list of transactions that meet the query requirements and enable an administrator with access to view the details of the check-in transaction, including details of the validation outcomes. This can be invaluable when testing and troubleshooting.



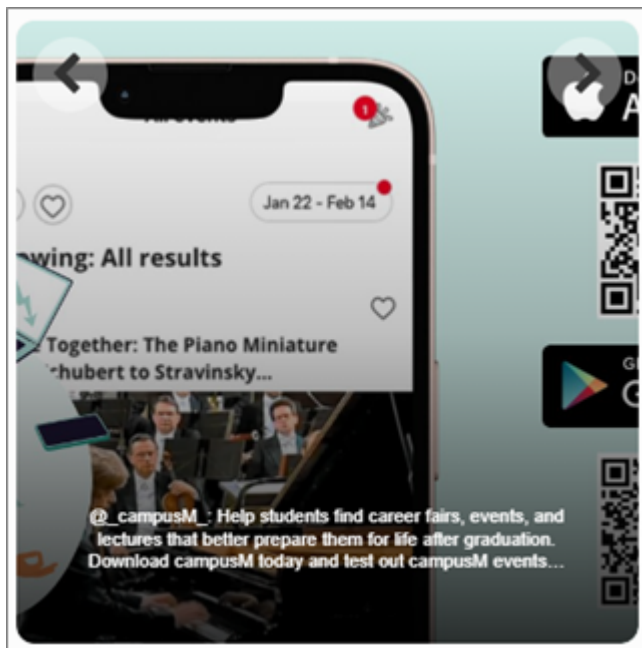
To deploy the Attendance Transaction Viewer, first ensure that attendance is enabled and deployed. Then add a new menu option in App Builder of the **Type Product Feature > Attendance Transaction Viewer Tile**. Note that access to the **Attendance Transaction Viewer** menu option should be restricted to administrators as it does give the ability to see full check-in data for any users.

For more information, see [Managing campusM Attendance](#).

Feeds Tile Animation

January 2023

We modified the Feeds Tile animation to ensure that the carousel movement follows the direction of the user input. For example, if the user clicks right (to advance the Feed), the Tile animates according to this direction. This is a more intuitive experience.



For more information on how the feeds tile can be configured, watch [Add Banners and Feeds Tiles](#).

Linking to Locations from Timetable

January 2023

We included the feature to link to map positions from Timetable in the web app when parsing the Customer Location reference (locRef) in the timetable data. This brings the behavior in line with the native apps and enables users to view where their classes and events are taking place.

For more information, see [Adding Maps and Locations to Services](#).

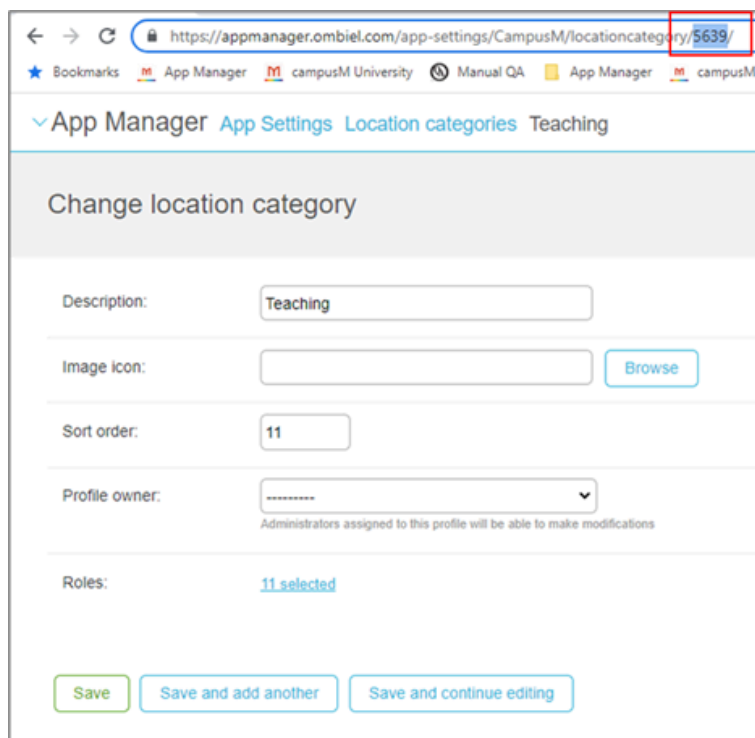
For more information, see [Timetable](#).

campusM URL Schema — Location Categories

January 2023

We added a parameter to the **campusm://uniloc?** to enable linking to a location category for a map. The URL format must be:

campusm://uniloc?mapCode=<MAPCODE>&locCode=<LOCATIONCODE> where the **Map Code** and **Location Code** can be found in the URL when selecting the respective configuration in **App Manager**:

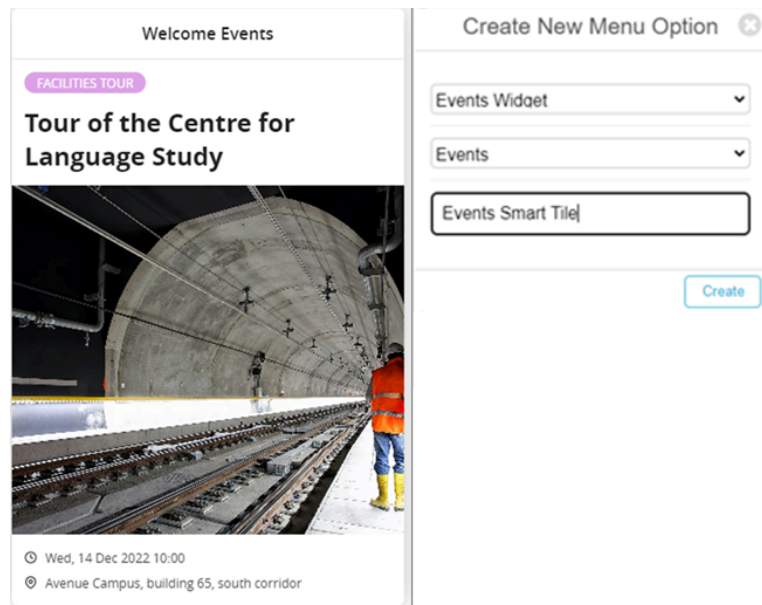


For more information on the campusM URL Schema, see [Working with App URLs](#).

Events Product Integration — Homescreen Smart Tile

We are pleased to provide our first homescreen smart tile for the Events product integrations. Smart tiles form the basis of more dynamic homescreen components that bring the interface to life around the student.

The **Events** smart tile shows a view of the next upcoming event, to entice a user to explore further. Selecting the smart tile directs the user directly to the highlighted event, where they can view additional information. It can be configured to show the image associated with the event or just the description. Smart tiles can be used in conjunction with the Product Integration Tile.



To deploy the new **Events** smart tile, navigate to the **App Builder** and add a new **Menu Option**. Select **Events Widget** from the available menu option types to reveal a dropdown list of available event **Product integration Instances** to link the smart tile to. Provide a name for the smart tile and select **Create** to add to the homescreen preview. You can now configure the smart tile title and select if the image for the event should be shown on the face of the smart tile.

Note

You can configure if the smart tile appears as a navigational link in the Side Bar in the same way as traditional menu options.

As this is our first smart tile, we want feedback to help shape these types of experiences going forward. Look out for more widgets throughout 2023.

For more information, see [Events](#).

Resolved Issues

- **December 2023 Platform: Cloud**
There was a failure to upload events from an Excel spreadsheet to the Events PI under certain circumstances. This was fixed.
- **December 2023 Platform: Android SF: 06887895**
In certain cases, an incorrect login screen opened for new students using the app on Android, and when these students attempted to log in, the message "Not Authorised" appeared. The app had to be uninstalled and reinstalled in order to solve the problem. This was fixed.
- **December 2023 Platform: IOS (iPad) SF: 06882526**
Previously, the About page would not open in the app when it was running on iPad. This was fixed.
- **December 2023 SF: 06858141**
Previously, the integration with Primo VE would not accept language code *zh-tw*. This was fixed.

- **November 2023 SF: 06850540**
A fault in the logic of the test wizard caused errors to be shown when there were not, in fact, any errors. The logic of the comparison that caused this to occur has been corrected.
- **November 2023 SF: 06523179**
When ID cards were configured to retrieve end-users' pictures from Alma, the pictures were not shown in the ID cards of the App. This was fixed.
- **October 2023 SF: 06842003**
The link to create a support ticket went to the incorrect site. This was fixed.
- **October 2023 SF: 06825929**
Duplicates were displayed in the Attendance Transaction Viewer. This was fixed.
- **October 2023 Platform: Web SF: 06698295**
Widget count for fees displayed even though it was configured to not display. This was fixed.
- **September 2023 Platform: iOS app**
An option for push notification for LDAP appeared incorrectly in Settings. This was removed.
- **September 2023 Platform: Web**
The input field for the banner URL was not focusing when clicked into, so the banner pop up was disappearing. The focus has been corrected and now the popup appears as expected when clicking into the input field.
- **September 2023 Platform: Web SF: 06630088**
There was an issue with searches related to the 'Class Description' field, for the Alternative Lecturer check-in. This was fixed.
- **September 2023 Platform: Web SF: 05300536 06375702**
Placeholders were not working when sending scheduled notifications including campaigns. This was fixed.
- **September 2023 Platform: Web SF: 05314527**
Group notifications with personalized message appeared as individual in the notification center. This was fixed.
- **August 2023 Platform: iOS app Android app Cloud Web SF: 06792875**
In specific scenarios, unauthorized mailboxes could be viewed. This was fixed. **HOTFIX for July 2023**
- **August 2023 Platform: IOS app Android app Web**
The sort button for Attendance on the Lecturer Check-In page was not working. This was fixed.
- **August 2023 Platform: N/A SF: 06753911**
Pages in Creative Studio were incorrectly marked as drafts. This was fixed.
- **August 2023 Platform: Web SF: 05309518**
Moodle PI - Events show courses that should be hidden. This was fixed.
- **August 2023 Platform: Web SF: 05309518**
Moodle PI - Widgets in 'Course Categories' did not show counters such as the live tile. This was fixed.
- **August 2023 Platform: Android app SF: 06771968**
The application would crash when opening a notification that had a % character in the title. This was fixed.
- **July 2023 Platform SF: 06649186**
Events Product Integration — The events product integration was parsing descriptions with extra text from the RSS feed. This was fixed.
- **July 2023 Platform SF: 06736038**
Primo VE Product Integration — In Primo VE the search results toolbar was hidden. This was fixed.
- **June 2023 Android App SF: 06757461 06760877**
When a single profile did not have a language mapping attached to it, a blank screen appeared post login. This was fixed. **HOTFIX FOR MAY 2023**
- **June 2023 Platform SF: 06695456 06706843 06708485 06710308 06713860**
Attendance — Previously, when selecting buttons on the Student Attendance tile, the buttons would flip. This was fixed.
- **June 2023 iOS App Android App SF: 06565664**
Previously, users were unable to log in to campusM from an embedded view using an out-of-date browser.
- **May 2023 Platform SF: 06575953**
Alternative Lecturer Check-In — In some cases, the query parameter for the search was formatted incorrectly. This

was fixed.

- **May 2023 iOS App SF: 06574945**
ID Card Product Integration — Previously, generating a QR code from the app resulted in the QR code being cut off. This was fixed.
- **May 2023 Platform SF: 06630088**
Attendance Product Integration — In some cases, when using the Alternative lecturer check-in search functionality, an error occurred. This was fixed.
- **May 2023 iOS App SF: 06460409**
Outlook Product Integration — Certain characters in the Outlook URL caused the page to load incorrectly. This was fixed.
- **April 2023 iOS App SF: 06562074**
Moodle Product Integration — Previously, the parameter information appended to URL was removed. This caused the app to always redirect to the product integration main page. The parameters are now maintained in the URL, including the product integration internal tabs and sections.
- **April 2023 SF: 06511457**
Notification Groups — Previously, adding an alert group to a role with many users took a very long time. This process is now much quicker.
- **April 2023**
Moodle Product Integration — Embedded audio files did not play correctly. This was fixed. **HOTFIX FOR MARCH 2023**
- **April 2023 Platform**
BCC Notifications — Alerts sent through the API are now displayed as expected. **HOTFIX FOR MARCH 2023**
- **April 2023 SF: 06655041**
App Role Imports — When empty fields were included in the upload file, the import failed. Now the import is successful even when the import file includes empty fields.
- **April 2023 SF: 06650184**
Moodle Product Integration — The **Prioritize Live Tile Items (App Manager > Product Integrations > Moodle)** did not prioritize the tiles. This was fixed. **HOTFIX FOR MARCH 2023**
- **April 2023 Platform SF: 06659031 06660267**
Previously, the alignment of notifications prevented users from marking notifications as READ and from deleting notifications. This was fixed.
- **March 2023 Android App SF: 06612009**
When the token was about to expire, on the force logout process the **OK** button on the **Logout Required** prompt was not visible, leaving the app in an unresponsive state. **HOTFIX FOR FEBRUARY 2023**
- **March 2023 Android App SF: 06627895 06627935**
Push notifications were received indicating that a new message was sent; however, the message was not delivered. **HOTFIX FOR JANUARY 2023**
- **March 2023 Android App**
Accessibility — Upon signing in, the screen reader did not announce the screen locking icon for the app. The screen reader now announces the screen locking icon.
- **March 2023 iOS App SF: 06521859**
Timetable — When two users shared a device with the same profile and the first user logged out and the second user logged in, the first user's timetable events appeared for the second user. Now the second user only sees their own events.
- **March 2023 iOS App SF: 06544924**
In some cases, students were unable to check in when the check-in was logged prior to the student's location being verified, resulting in the check-in status displaying a **Location not verified** message rather than showing the location check-in location. Now, the check-in is not logged until the location is verified.
- **March 2023 Platform SF: 06617777 06623071**
Banner Timetable — There was a bug within the Banner Timetable product integration where events that occurred on the first day of the term were not being shown. This was fixed and the events are no longer incorrectly filtered. **HOTFIX FOR JANUARY 2023**
- **March 2023 Platform**
Moodle Product Integration — The **Filter By Start And End Dates (App Manager > Product Integrations > Moodle)**

continued filtering even when the setting was disabled, resulting in the filter always being enabled (default). The app now correctly acknowledges when the setting is disabled. **HOTFIX FOR FEBRUARY 2023**

- **March 2023 iOS App Android App**

When data that was missing information that normally required validation was passed through the API, the check-in history did not populate correctly, causing the check-in status to be displayed incorrectly. We now no longer accept data with missing information that normally requires validation. **HOTFIX FOR FEBRUARY 2023**

- **March 2023 Platform**

Roles Product Integration — (**App Manager > Enterprise Roles > App Roles**) Exports did not work for roles with more than 1000 users. This was fixed.

- **February 2023 Platform SF: 06585551**

Attendance - Validation by Role: Resolved an issue where the One Time Code (OTC) was not shown for lecturers when some students in their classes had roles with validation requirements that needed an OTC. We now display the OTC to all lecturers IF ANY role requires OTC validation. **HOTFIX for JANUARY 2023**

- **February 2023 Platform SF: 06586537**

Attendance - Alternative Lecturer Check-in: Resolved an issue that prevented time zone offset customization for the API endpoints as well as support for custom date formats in the API response. **HOTFIX FOR DECEMBER 2022**

- **February 2023 Platform**

Attendance - Alternative Lecturer Check-in: Resolved an issue that resulted in check-ins made by students did not appear in the Alternative Lecturer check-in, but lecturer check-ins appeared due to mismatched data captured for student and lecturer check-ins. Now the Alternative Lecturer Check-in screen shows both student and lecturer check-ins accurately.

- **February 2023 Platform SF: 06511525**

Attendance - Alternative Lecturer Check-in: Resolved a configuration issue that prevented the configuration of OAuth for the Alternative Lecturer check-in service.

- **February 2023 Platform**

Authentication - SSO Token Refresh: Resolved an issue where the app could not use the refresh token to get a new access token due to the **Scope** field not being sent to the refresh service. We have now added the option to send the scope to the refresh token service. **HOTFIX FOR DECEMBER 2022**

- **February 2023 Platform SF: 06536490**

Events Product Integration - Reminder Notifications: Resolved an issue where reminder notifications were not sent for registered events if the event details were provided through an RSS feed (rather than the Excel spreadsheet upload). Now all registered events deliver reminder notifications to the native app if enabled within the configuration.

- **February 2023 Platform SF: 06424927**

Events Product Integration - Multiple Event PI Showing Previous Events Before Loading: Resolved an issue where users switching from one event product integration to another first saw the previous events before the new events were loaded. We now show a loading screen while the new events are loaded into the interface.

- **February 2023 Platform**

Events Product Integration - Reminder Notifications: Resolved an issue that presented the event time in the wrong time zone in the reminder notification. The notification now shows the right time of the event as per the event's time zone configuration.

- **February 2023 Platform**

Directory Search Product Integration: Enhanced the search functionality to enable smarter searches when entering first names and last names in the search term.

- **February 2023 Platform SF: 06518606**

Leganto Product Integration - Physical Reading List Items: Resolved an issue where physical items presented on the user's reading lists did not appear correctly and instead showed a 404 error. We now ensure that the routing for this data goes through the correct proxy to render the correct details on the screen for physical locations. **HOTFIX for JANUARY 2023**

- **January 2023 Platform**

List Product Integration: Resolved an issue that prevented the due dates for items populated by the PeopleSoft vendor. Due dates are now pulled through and shown to the user.

- **January 2023 iOS App SF: 06559689**

Timetable Product Integration: Resolved an issue that resulted in Timetable integrations not being queried (and Timetable data is shown) the product integration name contained a parenthesis.

- **January 2023 Platform SF: 06556286**
Attendance Product Integration: Resolved an issue where the One Time Code (OTC) was not being displayed in the lecturer check-in screen even if a student with a role that required OTC was present in the class. We now show the OTC to all lecturers if any validation configuration includes the OTC requirement. **HOTFIX FOR DECEMBER 2022**
- **January 2023 Platform SF: 006527830**
Events Product Integration: Resolved an issue where the date/time format for the RSS feed was not accepted despite being configured in the product integration. We modified the configuration to correctly parse the date/time format.
- **January 2023 Platform SF: 06535715**
App Manager Users: Resolved an issue that prevented App Manager users (administrators) from being deleted from the Users/Permissions configuration.
- **January 2023 Platform**
Attendance Product Integration: Resolved an issue with Alternative Lecturer Check-in that prevented **Excluded** events from being shown in the search results, even if the events were optional events. The search now correctly adheres to the **Exclude** parameter behavior.
- **January 2023 Platform**
Directory Search Product Integration: Resolved an issue that resulted in an error message being returned when navigating back from a result (selecting the back button). This was due to an issue with how images were retrieved by the product integration.
- **January 2023 iOS App**
General: Resolved an issue when using the Switch Profile URL from the iOS app, switching to a profile that the user had not yet visited, resulting in a blank screen.
- **January 2023 Platform SF: 00999336**
Attendance Product Integration: Resolved the behavior where the user's IP address was captured even if **IP** was not configured as a validation.
- **January 2023 Platform**
Attendance Product Integration: Resolved an issue where check-ins performed by students were not shown in the Alternative Check-in screen against students in class. **HOTFIX FOR DECEMBER 2022**
- **January 2023 iOS App Android App SF: 06498918**
Timetable Product Integration: Resolved an issue that could result in a user's Timetable persisting past logout, resulting in incorrect timetabling events being delayed. We now clear all Timetable data cached on the client on logout.
- **January 2023 iOS App SF: 06481303 06529194 06529771 06558883**
Attendance Product Integration: Resolved an issue where timetable refresh would not clear all events from the attendance event cache resulting in old events still being seen in the attendance screens alongside new/updated events. We now flush the attendance event cache when updating the user's timetable.