

## Library Mobile 2023 Release Notes

Search for what you need

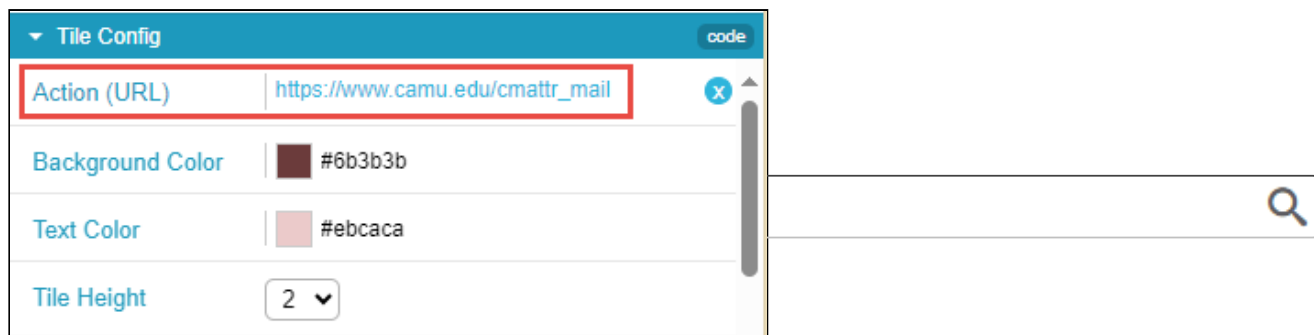
Search: Release:

### Developments

#### Action URLs - CMAuth Tokens in Action URLs

December 2023

You can now use a CMAuth token attribute as a part of a link on a tile. This can be done by adding a placeholder to the link defined in the Action(URL) field for the attribute you want to use. All placeholders must start with “cmattr\_” followed by the name of the token attribute you wish to include, for example, `cmattr_username`.



**cmattr\_mail Attribute Included in the Action(URL) of a Tile**

For additional information, see [Working with App URLs](#).

#### Notifications - Option to Duplicate

December 2023

You can now create a duplicate of an existing notification, which can then be edited as required and sent. You can choose whether the duplicate notification will be an individual or a group notification.

Resend Notification

Sent: 1    Read: 1    Engagement: 100%    October 26, 2023 11:30

**Title**  
Document ready

**Message**  
Normal    B    I    U    G                A      

The document you requested is ready. Please pick it up in the Student Affairs office.

92/3500 characters (including formatting)

Send now

Expire on 1/27/2024

Resend to all    Resend to read    Resend to unread    Duplicate    Delete

### Duplicate Option in Notification

For more information, see [Sending Notifications to End-Users](#).

## Notifications - Character Count

### December 2023

The number of characters included in the text of a notification now appears below the Message text box. If the total is within 50 characters of the maximum length of 3500 characters, the character count appears in orange. If the total exceeds 3500 characters, the character count appears in red.

We regret that we could not arrange a meeting for you at the time and place you requested. The president asked me to tell you that he is very interested in hearing details of your proposal, but he cannot do so before January 23rd, because of many other commitments. If you would like to meet with him on January 24th at 5:00 PM, at his office in the Simonson Building (room 123), he would be happy to meet with you then.

Regarding the problems you reported with the sports facilities, we have passed along the information to the maintenance staff. They have promised to take care of the repairs next week, and will issue a formal press statement at that time.

Finally, regarding the science curriculum, the coordinator of STEM studies informs me

3454/3500 characters (including formatting)

Send now

Expire on 1/27/2024

Send

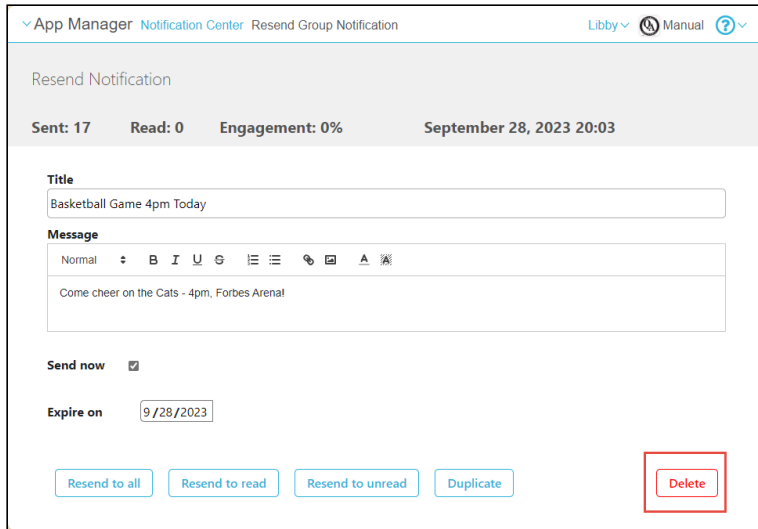
### Character Count - in Orange Because It Is Within 50 Characters of the Maximum

For more information, see [Sending Notifications to End-Users from Notification Center](#).

## Notification Management - New "Delete Notification" Feature

### November 2023

You can now delete notifications that have already been sent to end-users. When you delete a notification that has already been sent, it is removed from all the original recipients' devices and apps, whether they have already read it or not.



### Opening a Notification that Has Already Been Sent Out, in Order to Delete It

For more information, see [Sending Notifications to End-Users](#).

---

## New API for User Details

**October 2023**

You can now update user details (Email/First Name/Last Name).

For more information see [Developer Network](#).

---

## User Permissions

**October 2023**

The name of the **Insight** user permission was updated to **Analytics**.

For more information see [User Permissions](#).

---

## Nested Smart Tiles

**September 2023**

With the Nested Smart Tile, users can now add multiple buttons within a single tile. This feature allows for a nested menu option appearance, presented in a carousel format.



## **Nested Smart Tile**

By grouping items together, users can minimize the real estate occupied on the homescreen, providing a clutter-free user interface.

For more information see [Nested Smart Tiles](#).

---

## **New Certificate for SAML**

### **September 2023**

A new certificate was implemented for SAML. Administrators need to configure the new certificate as described in [Configuring Integration Profiles](#).

---

## **More Specific Message for Login Issues**

### **September 2023**

In the case of an error when logging in, the user now receives a more specific message that can help the Support team to track down the issue.

---

## **Person Attribute Available for APIs**

### **September 2023**


The Person attribute is now available to use when calling the following APIs:

- [getPollResults](#)
  - [contactTracingReport](#)
  - [getRegistrations](#)
  - [insightExportData](#)
- 

## **New Template for Creative Studio**

### **August 2023**

A new template for social media was added to Creative Studio.



#### Social Media Template

For more information see [Creating a Page from a Template](#).

---

## New APIs

### August 2023

New APIs were added for the following areas. Select the links below to go to the relevant information in the Developer Network.

#### Get and update the person attribute:

- [updatePersonAttribute](#)
- [getPersonAttribute](#)

---

## Predefine Event IDs for non-GUID RSS Fields

### July 2023

You can now predefine the event ID from an RSS field that is not GUID. This allows you to enable check-in for events also

using non GUID RSS fields.

For more information see [Events](#).

---

## Delete Files from Asset Manager [Creating a New Page](#)

July 2023 SF: 06740341

In order to delete files from the asset manager, you now need either the **Resource : Can delete resources** role or all permissions.

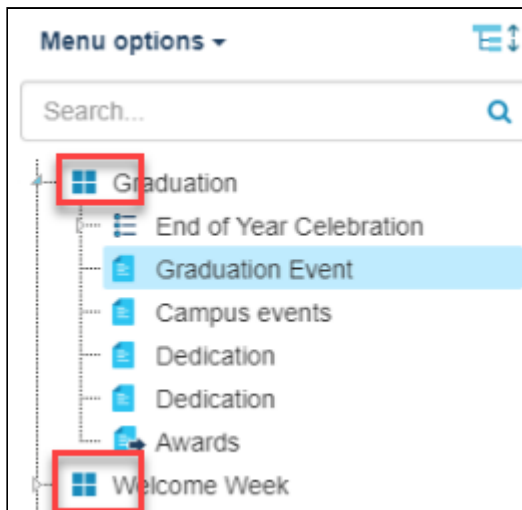
For more information, see [Managing Files with the Asset Manager](#).

---

## Creative Studio — Sorting Pages by Alphabetical Order

July 2023 SF: 06625878

Creative studio pages are now sorted in alphabetical order. Previously they were sorted by creation date.



### Sorted Pages in Creative Studio

---

#### Note

The top/root level is sorted alphabetically.

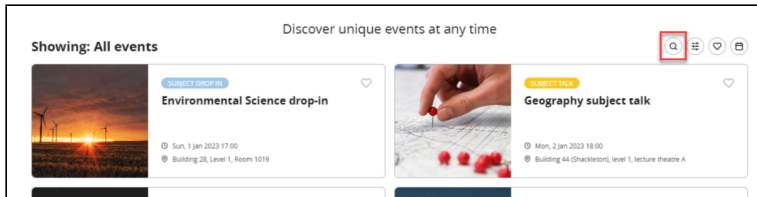
---

---

## Events Product Integration — Search for Events

July 2023

Users can now search for events using keywords.



## Search for Events

For more information see [Events](#).

## Creative Studio - Draft Page Workflow

### June 2023

For users with the assigned permission **Content item : Can manage drafts in Creative Studio (App Manager > Users/Permissions > Users > User permissions)**, we added the ability to publish new Creative Studio pages when saving without needing to first create the page as a draft by disabling the **Draft** toggle when creating the new page.

### Option to disable a Draft

For more information, see [Creative Studio](#).

## Last Login Date for Registered Users

### June 2023

To better manage your users and their app usage, we added a Date Last Used column to **App Manager > App Settings > User Management > Registered Users** and to the CSV file to identify when users last used the app.

### Note

Null values appear for users whose last usage date was prior to September 2022.

App Manager: registered users

Date Range: 2023-01-01 to 2023-04-27 Download CSV

First Name	Last Name	Email Address	Date Registered	Date Last Used
Jon	Daniel	jon.daniel@exlibrisgroup.com	2022-02-24 02:06:31	2023-01-02 13:45:39
Keanu	Reeves	jon@rolesder.com	2022-02-24 20:17:23	-
Yiska	Miran	yiska.miran@exlibrisgroup.com	2023-01-07 10:00:36	-
Maud	Arnaut	maud.arnaut@exlibrisgroup.com	2023-01-07 11:41:29	-
Yiska	Rand	gordon.alexander@exlibrisgroup.com	2023-01-13 11:37:33	-

### Registered Users

Person	Date Registered	First Name	Last Name	Email Address	Date Last Used
350566	2022-02-24	Jon	Daniel	jon.daniel@exlibrisgroup.com	2023-01-02T13:45:39
396581	2020-08-01	Eddie	O'Neill	lecturer2@rolesder.com	2022-11-25T04:27:35
396978	2020-08-11	Len	Brennan	automation@rolesder.com	2022-11-09T08:36:06
410683	2021-01-01	Yiska	Rand	yiska.rand@exlibrisgroup.com	2022-10-24T11:23:16
419471	2021-05-01	Rachel	Green	friend1@rolesder.com	2023-02-05T09:23:55
438152	2021-11-11	Yiska	Rand	ber.yiska@gmail.com	2022-10-24T11:20:34
460112	2022-08-01	Keanu	Reeves	jon.daniel@exlibrisgroup.com	2022-12-28T06:46:04
463932	2022-09-11	Hannan	Abunamo	hannan@mailinglist.com	2023-02-16T09:43:46
467594	2022-10-31	Efraim	Brand	efraim@gmail.com	2022-10-30T12:44:35
472208	2022-12-21	Yishai	Levenglick	thepoosh@gmail.com	2022-12-28T06:47:41
472525	2023-01-01	Matt	Sherlock	matt.sherlock@exlibrisgroup.com	2023-01-05T09:33:11
472800	2023-01-01	Miri	Miri	miri@rolesder.com	2023-01-05T10:28:19
476084	2023-02-11	Tal	Randi	tal.randi@clarivate.com	2023-03-20T09:06:35
476966	2023-04-11	Miri	Botzer	miri@exlibrisgroup.com	2023-04-20T08:30:27

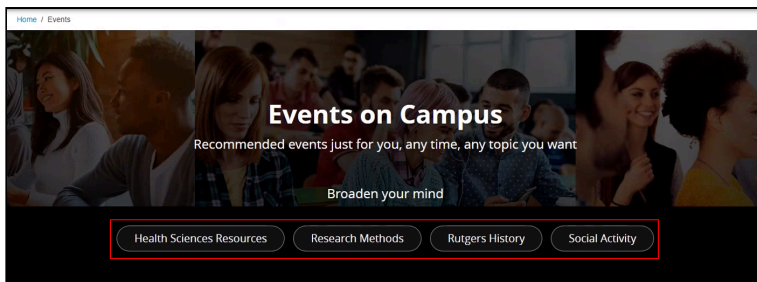
### Registered Users report

For more information, see [Registered Users](#).

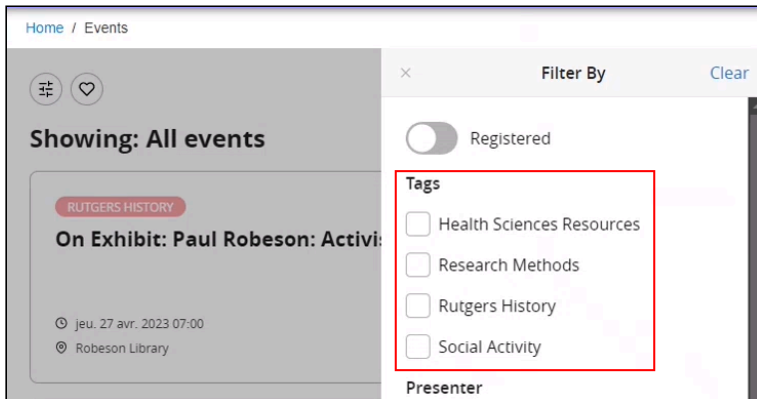
## Events Product Integration – Tags Order

### June 2023

Events tags are now listed in alphabetical order.



### Alphabetical tags



## Tags on small screens

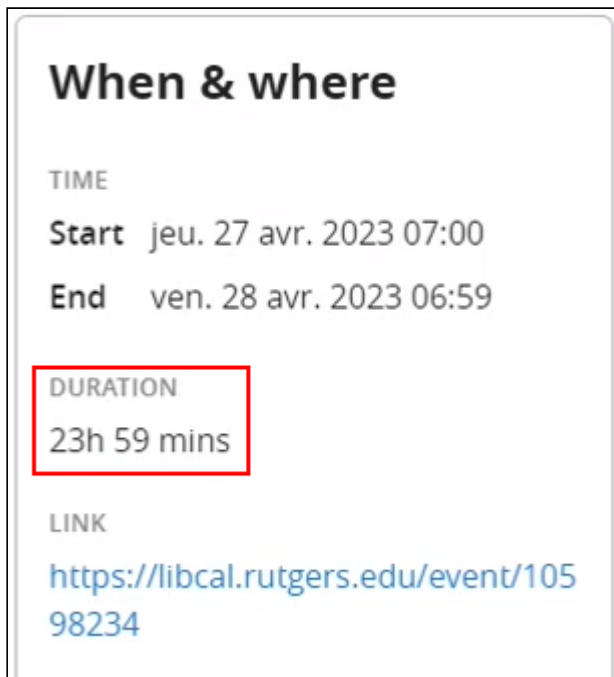
For more information, see [Events](#).

---

## Events Product Integration – Hiding the Duration Field

June 2023 SF: 06479282

You can now hide the **DURATION** section from the event details by unchecking **Display Event Duration** in **App Manager > Product Integration > Events > Event Details**.



### Events DURATION section

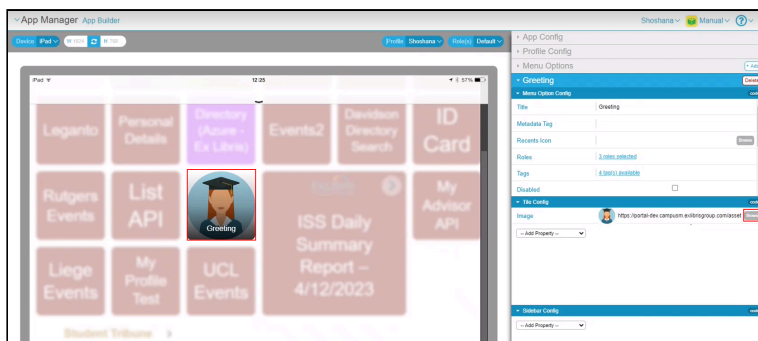
For more information, see [Events Configuration](#).

---

## Greeting Product Integration – Background Image

June 2023 SF: 06706317

To enhance the Greeting tile, you can now add a background image to the Greeting tile from the **Tile Config** section of the **App Manager > App Builder**.



## Greeting tile

For more information, see [Greeting Configuration](#).

# Analytics Update

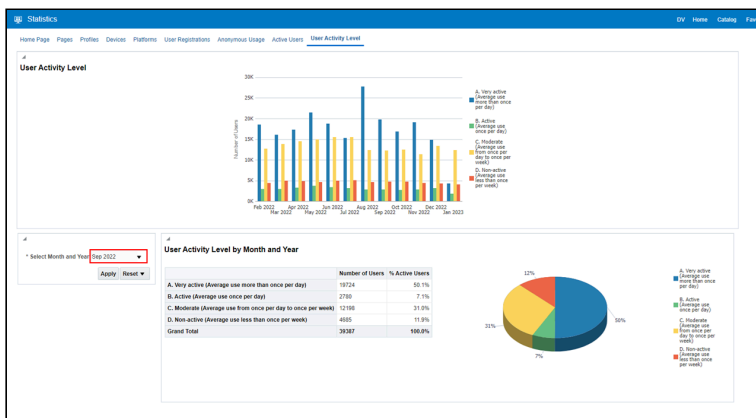
April 2023



## Idea Exchange

You can now use App Manager (**Analytics > Catalog > Folders > Shared Folders > campusM > Dashboard > Statistics**) to view an out-of-the-box dashboard to show the usage of the campusM app.

Select the **Month** and **Year** and select **Apply** to view monthly app engagement.



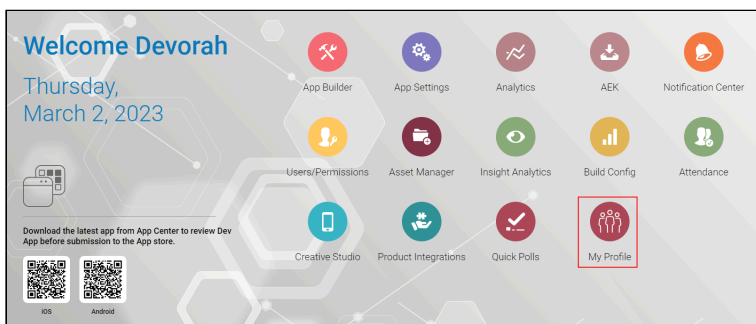
## Engagement Dashboard

For more information, see [Analytics](#).

# My Profile


April 2023

To enable users to better manage their profile preferences, when configured in **App Manager > My Profile**, users can customize their profile settings and tags in their assigned categories.




## My Profile

Create profiles in the [My Profile Settings > My Profile Configuration](#) settings.



## My profile settings

Select **Add My Profile** to create each profile instance.



## Option to add profiles

Configure if users are allowed to add profile images, assign categories to users, and add tags to those categories.

---

### Note

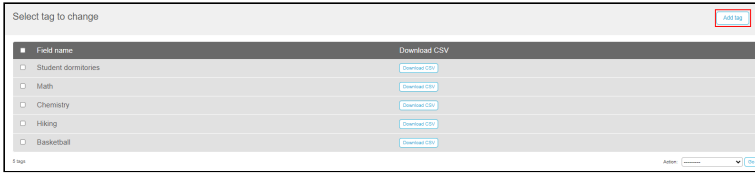
You must first create tags before they can be added to a profile.

---

A screenshot of a configuration form for "Activate My Profile". It includes several sections: "Activate My Profile" with a checked checkbox; "My Profile Description\*" with a text input field containing "English speaking users"; "Screen Title" with a text input field containing "Default: 'My Profile'"; "User Info Fields" section containing "Enable Image Upload" with a checked checkbox, "Image Source" with a dropdown menu set to "IdP", and a "Code" text input field; and "Categories" section with a text input field containing "No Categories" and a blue "+ Add Category" button.

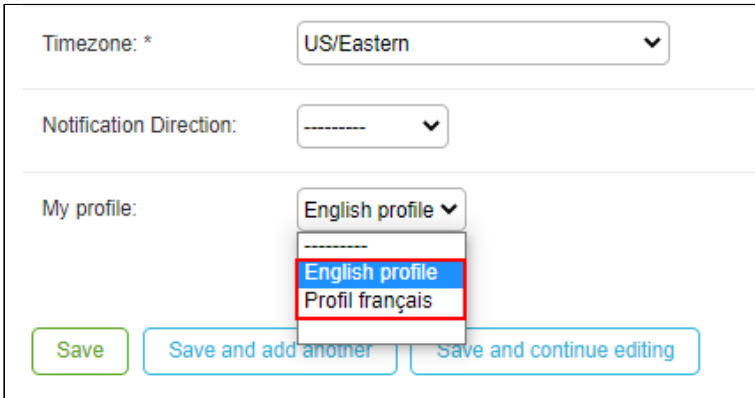
## Add a profile settings

Use the **Add tag** button to add tags, tag icons, and set alert groups on the [My Profile Settings > Tags](#).



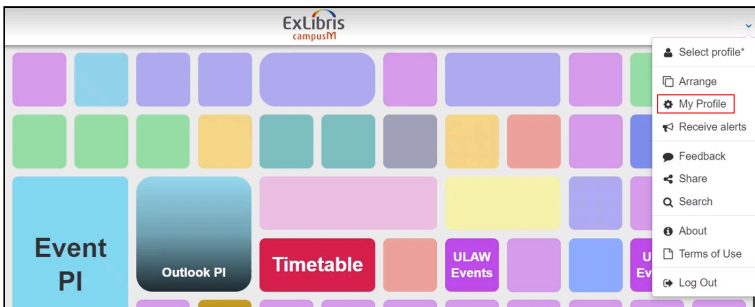
### Add tag

After the tags and profiles are created, associate the profile from **App Manager > Enterprise Roles > App Profile** and select the relevant profile in the dropdown list.



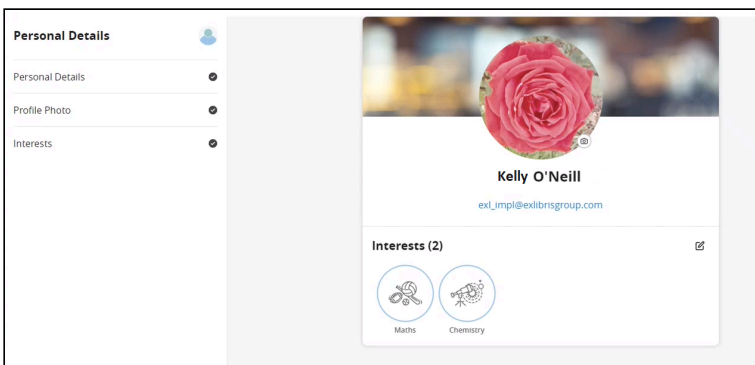
### My profile association

When enabled, users can access **My Profile** from the app **Settings > My Profile**.



### My Profile app setting

Users can view their details, upload their profile photo, and edit their interests by adding or removing tags from their categories.



### My Profile details

# Interests

Select tags you mostly interested in



Maths



Chemistry

Save

Cancel

## Interests

---

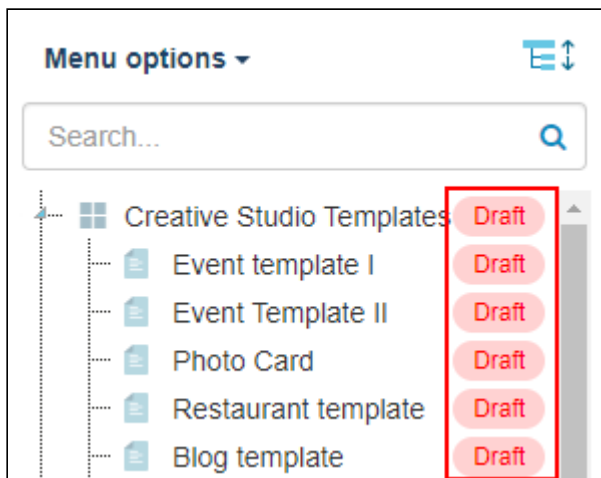
## Creative Studio – Create Draft Pages

April 2023

New pages created in Creative Studio ([App Manager](#) > [Creative Studio](#) > [Add new](#)) are now created as a draft by default.

### Create New Page as a Draft

Additionally, a **Draft** label is appended to each draft page until the page is published.



### Draft label

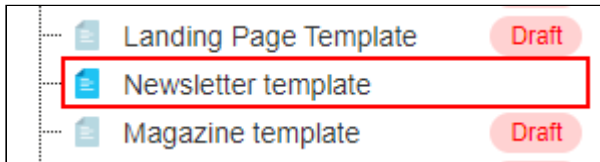
When you are ready to publish the draft page, use the edit icon



to open the Page Details and disable the **Draft**. Then select **Save**.

### Publishing a Draft page

The draft label is then removed, and the page is published.



### Published page

For more information, see [Creative Studio](#).

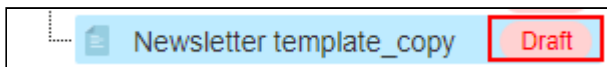
## Creative Studio – Duplicate Pages

April 2023

When using the duplicate icon



to duplicate pages in Creative Studio (**App Manager > Creative Studio > Add new**) are now created as a draft by default.



### A duplicated template with a Draft label

For more information, see [Creative Studio](#).

## Events Product Integration – Filter Options

April 2023 SF: 06530729

The Events **Filter By** list now only includes events with a **Start Time**.

× **Filter By** Clear

Registered

**When**

- 27 Feb 2023
- 28 Feb 2023
- 1 Mar 2023
- 2 Mar 2023
- 3 Mar 2023
- 6 Mar 2023
- 7 Mar 2023
- 8 Mar 2023
- 10 Mar 2023
- 13 Mar 2023
- 20 Mar 2023
- 23 Mar 2023
- 27 Mar 2023

**Filter By list**

For more information, see [Events](#).


---

## Events Product Integration – Maximum Events Displayed (HOTFIX FOR MARCH)

### April 2023


To display the Events tiles more efficiently, a maximum of 200 events are now loaded at a time. A message appears at the bottom of the screen informing you that you can use the filters to narrow your screen. You can customize the **Maximum Events Displayed Message Text** from the [App Manager > Product Integrations > Events > Text/Labels](#).

Home / Events




**An introduction to Neuroimaging at UCL**

Mon, 13 Mar 2023 07:00




**How Do I Know What I'll Like? Identifying Your Motivators, Strengths and Interests, 13 Mar**

Mon, 13 Mar 2023 07:00



**STS Careers Event**

Mon, 13 Mar 2023 13:00



**Book launch: Children's Rights Education in Diverse Classrooms**

Tue, 14 Mar 2023 14:00

There are more events available. Please use filters to narrow your search.

### Events Message Text

For more information, see [Events](#).

## Events Product Integration – Additional Columns for Exports

### April 2023

When exporting events that have been registered using the **Export Event Registrations as CSV** button (**App Manager > Product Integrations > Events > Text/Labels**), the exported file now includes a **Favorite** and **Registered** column.

eventId	title	date	firstName	lastName	emails	Favorite	Registered	checkedin
1	Event 1	23/09/2022	Matt	Sherlock	m.sherlock@email.com	TRUE	FALSE	FALSE
2	Event 2	23/09/2022	Matt	Sherlock	m.sherlock@email.com	TRUE	TRUE	FALSE
3	Event 3	24/09/2022	Matt	Sherlock	m.sherlock@email.com	FALSE	TRUE	FALSE
4	Event 4	25/09/2022	Matt	Sherlock	m.sherlock@email.com	FALSE	TRUE	TRUE
5	Event 5	26/09/2022	Matt	Sherlock	m.sherlock@email.com	TRUE	TRUE	TRUE

### Registered events export additional columns

For more information, see [Events](#).

## Aliases

### April 2023

You can now add aliases to the **App Manager > General Settings** that are searchable when opening the Library Mobile app.

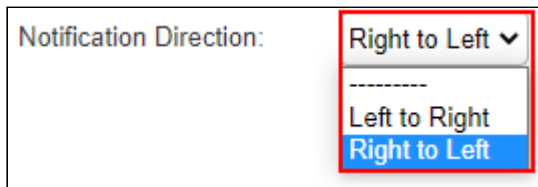
App Aliases for Library Mobile (Comma Separated):

### Library Mobile App Aliases

## Notification Text Alignment (HOTFIX FOR FEBRUARY 2023)

### March 2023

We now support text alignment for Right to Left languages for Notifications. To control the text alignment, select your desired text alignment direction from the **Notification Direction** drop-down list ([App Manager > App Settings > Enterprise Roles > App Profiles](#)).



#### Notification Direction Settings

For more information, see [Sending Notification to End Users](#).

---

## Accessibility

### February 2023

As part of our ongoing commitment to Accessibility and reissuing of our updated Voluntary Product Accessibility Templates (VPAT) for our apps, we are undertaking enhancements to accessibility across the platform. This release provides enhancements to the following:

#### Web App

We enhanced screen reader behavior for Banner Tiles, correctly announcing the **Description** within the reader. Additionally, we ensured that the refresh timetable widget in the Lecturer Check-in screen was identified as an active element by screen readers.

#### iOS

We ensured that the refresh timetable widget in the Lecturer Check-in screen was identified as an active element by screen readers.

For more information, see [Accessibility Statement](#).

---

## Automate Email Notifications for Certificate Renewals

### February 2023

As part of our continued efforts to ensure smooth business continuity, we added automated reminder emails for SSL Certificate Renewals before they expire. To receive these enhanced notifications, we require customers to populate the App Manager with an appropriate email address to receive these notifications.

We added a **Contact email** field to the [App Manager > App Settings > General Settings](#) page and for customers to populate this field with a distribution email address that processes certificate renewal notifications for your campusM environments:

App Manager App Settings General settings

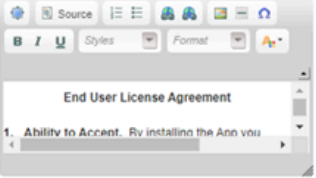
Change general settings

App name:

Welcome message: 

Welcome to campusM University! Please select one of the following "Profiles" (user groups) for additional information.

Terms of use: 



Css style sheet:

Contact email:

Account number:

EBS account number:

EBS customer number:

---

## Library Mobile Signed Certificate Updated for SAML Integration Profiles

**February 2023**

We updated the Library Mobile Signed Certificate with an extended expiry date that can be selected for signing against a SAML integration profile. The latest available certificate is the default selection when creating a new integration profile.

For more information, see [Configuring Integration Profiles](#).

---

## Library Mobile API – User Registration Enhancement

**February 2023**

We added the ability to check if a user already exists on the User Registration API.

For more information, see [User Registration API](#).

---

## Feedback Emails – Platform and App Version Included on Report a Problem

**February 2023**

We enhanced the **Report a problem** feedback email to include both the platform and the app version from where the user reported the problem. This enhances the data provided by the app for troubleshooting.

---

## Accessibility

**January 2023**

As part of our ongoing commitment to Accessibility and reissuing of our updated Voluntary Product Accessibility Templates (VPAT) for our apps, we are undertaking enhancements to accessibility across the platform. This release adds the following enhancements:

## Web App

We enhanced accessibility with a focus on keyboard access in our maps feature, and in the navigation breadcrumbs that appear when the portal view is enabled. We have also enhanced how the app responds to screen readers for carousels, images, barcodes, etc.

## iOS

We resolved a few issues with Voiceover for the logo in the **Current Profile** section in **Settings**, the Timetable Events, and the Maps position images.

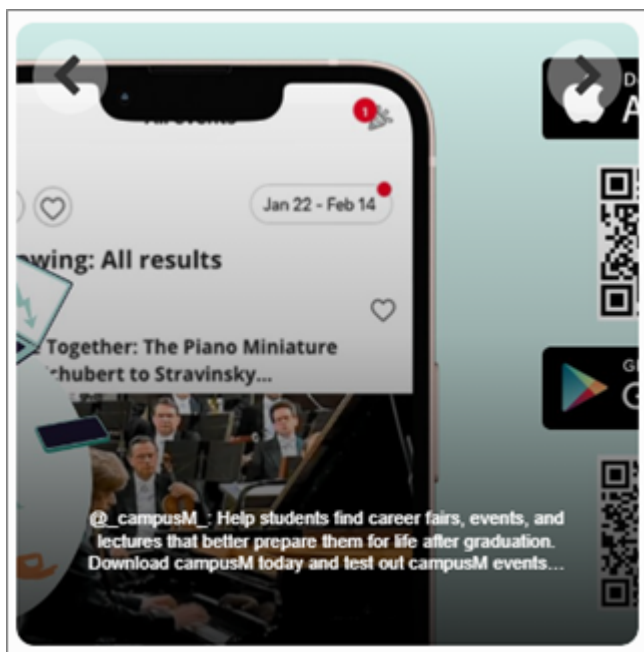
For more information, see [Accessibility Statement](#).

---

## Feeds Tile Animation

### January 2023

We modified the Feeds Tile animation to ensure that the carousel movement follows the direction of the user input. For example, if the user clicks right (to advance the Feed), the Tile animates according to this direction. This is a more intuitive experience.



For more information on how the feeds tile can be configured, watch [Add Banners and Feeds Tiles](#).

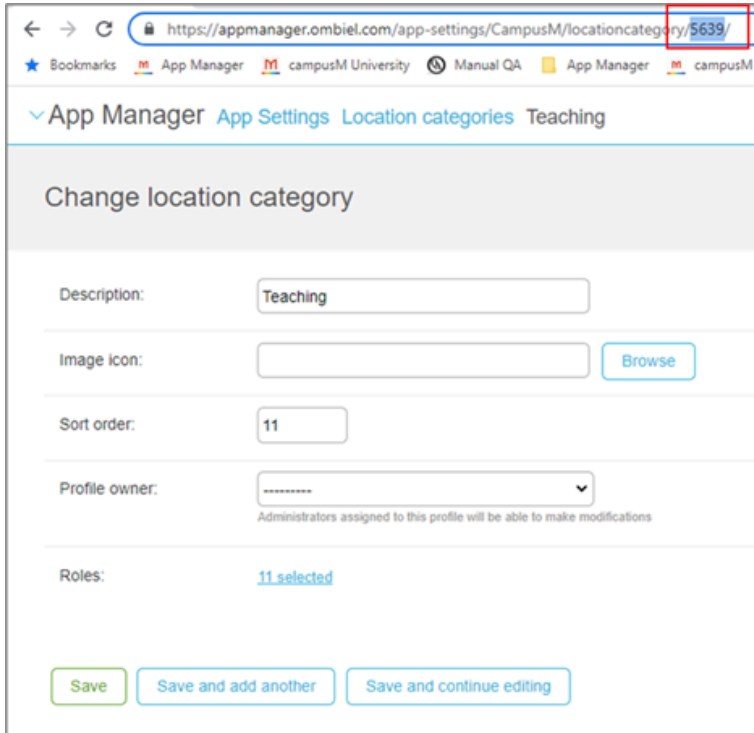
---

## campus URL Schema — Location Categories

### January 2023

We added a parameter to the **campusm://uniloc?** to enable linking to a location category for a map. The URL format must be:

campusm:/campus?mapCode=<MAPCODE>;locCode=<LOCATIONCODE> where the **Map Code** and **Location Code** can be found in the URL when selecting the respective configuration in **App Manager**:



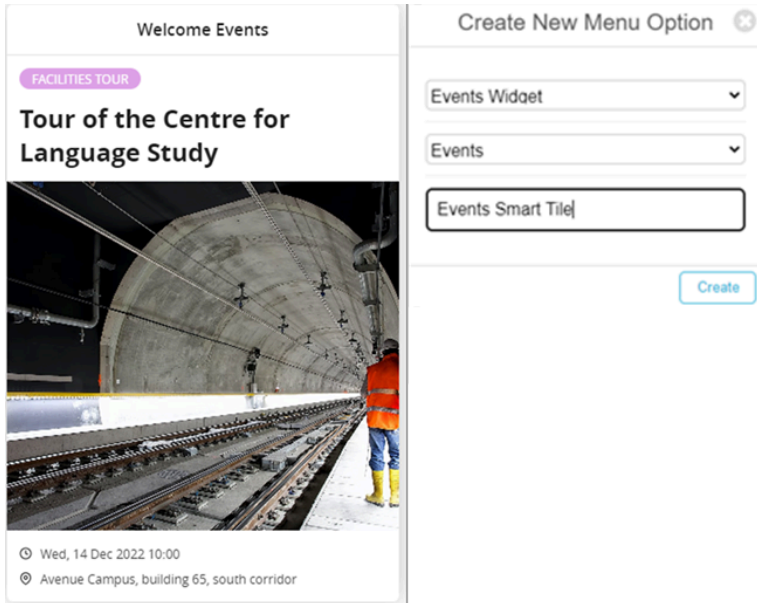
For more information on the campusM URL Schema, see [Working with App URLs](#).

---

## Events Product Integration — Homescreen Smart Tile

We are pleased to provide our first homescreen smart tile for the Events product integrations. Smart tiles form the basis of more dynamic homescreen components that bring the interface to life around the student.

The **Events** smart tile shows a view of the next upcoming event, to entice a user to explore further. Selecting the smart tile directs the user directly to the highlighted event, where they can view additional information. It can be configured to show the image associated with the event or just the description. Smart tiles can be used in conjunction with the Product Integration Tile.



To deploy the new **Events** smart tile, navigate to the **App Builder** and add a new **Menu Option**. Select **Events Widget** from the available menu option types to reveal a dropdown list of available event **Product integration Instances** to link the smart tile to. Provide a name for the smart tile and select **Create** to add to the homescreen preview. You can now configure the smart tile title and select if the image for the event should be shown on the face of the smart tile.

---

### Note

You can configure if the smart tile appears as a navigational link in the Side Bar in the same way as traditional menu options.

---

As this is our first smart tile, we want feedback to help shape these types of experiences going forward. Look out for more widgets throughout 2023.

For more information, see [Events](#).

---

## Resolved Issues

- **December 2023 Platform: Cloud**  
There was a failure to upload events from an Excel spreadsheet to the Events PI under certain circumstances. This was fixed.
- **December 2023 SF: 06858141**  
Previously, the integration with Primo VE would not accept language code *zh-tw*. This was fixed.
- **November 2023 SF: 06850540**  
A fault in the logic of the test wizard caused errors to be shown when there were not, in fact, any errors. The logic of the comparison that caused this to occur has been corrected.
- **November 2023 SF: 06523179**  
When ID cards were configured to retrieve end-users' pictures from Alma, the pictures were not shown in the ID cards of the App. This was fixed.
- **October 2023 Platform: Cloud SF: 06844583**  
Events in Library Mobile were not displayed. This was fixed.
- **October 2023 SF: 06842003**  
The link to create a support ticket went to the incorrect site. This was fixed.
- **October 2023 Platform: Web SF: 06698295**

Widget count for fees displayed even though it was configured to not display. This was fixed.

- **September 2023 Platform: iOS app**  
An option for push notification for LDAP appeared incorrectly in Settings. This was removed.
- **September 2023 Platform: Web**  
The input field for the banner URL was not focusing when clicked into, so the banner pop up was disappearing. The focus has been corrected and now the popup appears as expected when clicking into the input field.
- **September 2023 Platform: WebSF: 06630088**  
There was an issue with searches related to the 'Class Description' field, for the Alternative Lecturer check-in. This was fixed.
- **September 2023 Platform: Web SF: 05300536 06375702**  
Placeholders were not working when sending scheduled notifications including campaigns. This was fixed.
- **September 2023 Platform: Web SF: 05314527**  
Group notifications with personalized message appeared as individual in the notification center. This was fixed.
- **August 2023 Platform: N/A SF: 06753911**  
Pages in Creative Studio were incorrectly marked as drafts. This was fixed.
- **August 2023 Platform: Android app SF: 06771968**  
The application would crash when opening a notification that had a % character in the title. This was fixed.
- **July 2023 Platform SF: 06649186**  
Events Product Integration — The events product integration was parsing descriptions with extra text from the RSS feed. This was fixed.
- **July 2023 Platform SF: 06736038**  
Primo VE Product Integration — In Primo VE the search results toolbar was hidden. This was fixed.
- **June 2023 iOS App Android App SF: 06565664**  
Previously, users were unable to log in to campusM from an embedded view using an out-of-date browser.
- **April 2023 SF: 06511457**  
Notification Groups — Previously, adding an alert group to a role with many users took a very long time. This process is now much quicker.
- **April 2023 Platform**  
BCC Notifications — Alerts sent through the API are now displayed as expected. **HOTFIX FOR MARCH 2023**
- **April 2023 Platform SF: 06659031 06660267**  
Previously, the alignment of notifications prevented users from marking notifications as READ and from deleting notifications. This was fixed.
- **March 2023 Android App SF: 06612009**  
When the token was about to expire, on the force logout process the **OK** button on the **Logout Required** prompt was not visible, leaving the app in an unresponsive state. **HOTFIX FOR FEBRUARY 2023**
- **March 2023 Android App SF: 06627895 06627935**  
Push notifications were received indicating that a new message was sent; however, the message was not delivered. **HOTFIX FOR JANUARY 2023**
- **March 2023 Android App**  
Accessibility — Upon signing in, the screen reader did not announce the screen locking icon for the app. The screen reader now announces the screen locking icon.
- **February 2023 Platform**  
Authentication - SSO Token Refresh: Resolved an issue where the app could not use the refresh token to get a new access token due to the **Scope** field not being sent to the refresh service. We have now added the option to send the scope to the refresh token service. **HOTFIX FOR DECEMBER 2022**
- **February 2023 Platform SF: 06536490**  
Events Product Integration - Reminder Notifications: Resolved an issue where reminder notifications were not sent for registered events if the event details were provided through an RSS feed (rather than the Excel spreadsheet upload). Now all registered events deliver reminder notifications to the native app if enabled within the configuration.
- **February 2023 Platform SF: 06424927**  
Events Product Integration - Multiple Event PI Showing Previous Events Before Loading: Resolved an issue where users switching from one event product integration to another first saw the previous events before the new events were

loaded. We now show a loading screen while the new events are loaded into the interface.

- **February 2023 Platform**

Events Product Integration - Reminder Notifications: Resolved an issue that presented the event time in the wrong time zone in the reminder notification. The notification now shows the right time of the event as per the event's time zone configuration.

- **February 2023 Platform SF: 06518606**

Leganto Product Integration - Physical Reading List Items: Resolved an issue where physical items presented on the user's reading lists did not appear correctly and instead showed a 404 error. We now ensure that the routing for this data goes through the correct proxy to render the correct details on the screen for physical locations. **HOTFIX for JANUARY 2023**

- **January 2023 Platform**

List Product Integration: Resolved an issue that prevented the due dates for items populated by the PeopleSoft vendor. Due dates are now pulled through and shown to the user.

- **January 2023 Platform SF: 006527830**

Events Product Integration: Resolved an issue where the date/time format for the RSS feed was not accepted despite being configured in the product integration. We modified the configuration to correctly parse the date/time format.

- **January 2023 Platform SF: 06535715**

App Manager Users: Resolved an issue that prevented App Manager users (administrators) from being deleted from the Users/Permissions configuration.

- **January 2023 iOS App**

General: Resolved an issue when using the Switch Profile URL from the iOS app, switching to a profile that the user had not yet visited, resulting in a blank screen.