
Leganto 2023 Release Notes

Search for what you need

Search: Release:

Showing results for: [Main Features](#):

[Additional Enhancements](#):
Click [New User Experience](#) to find more information about a significant development that will enhance your users' experience.

[Resolved Issues](#):

Click [here](#) to view the monthly release and maintenance schedules.

Click here to watch the [Leganto What's New videos](#), another great resource for learning about the Leganto release.

The Leganto What's New videos highlight some of the main features of the Leganto releases.

These videos enable you to view more details about the features that are most relevant to you.

January 2024 Sneak Preview

- Accessibility fixes for new UI

December 2023 Sneak Preview

- In-product help for new UI
- Overlay view for images and YouTube videos
- Filter for past, current, and upcoming courses in Leganto

Issues to Note

New UI Filter for Release Notes

There are now categories for Leganto (New and Classic UI) and Leganto New UI, which can be used as filters when reviewing release notes.

November 2023 Sneak Preview

- NERS: Message for students when no list is expected
- Student usage overview dashboard
- New UI: Configure list templates in Alma
- New UI: Branding

November 2023 Sneak Preview

- NERS: Message for students when no list is expected
- Student usage overview dashboard
- New UI: Configure list templates in Alma
- New UI: Branding

[Download September Instructor Highlights as a PDF](#) | [Download September Full Release Notes as a PDF](#)

Issues to Note

Enhancements Screenshots

Beginning with the September release, the screenshots presented in the release notes refer to the new UI. Unless otherwise noted, additional enhancements apply to both the classic UI and the new UI.

Change to Monthly Release Notes Distribution

Beginning in November, we will discontinue creating and distributing PDF versions of our release notes. This decision reflects our ongoing efforts to streamline our processes and focus on more efficient information sharing. While we will no longer provide PDFs, you can still access all the latest updates, enhancements, and resolved issues through our online platform.

We understand the significance of staying informed about our product developments. We are committed to ensuring that this transition does not impact the quality and accessibility of our information.

We appreciate your understanding and continued support as we improve our release notes distribution. If you have any questions or concerns, please don't hesitate to contact our dedicated support team.

[Download August Instructor Highlights as a PDF](#) | [Download August Full Release Notes as a PDF](#)

September 2023 Sneak Preview

- Access to the new UI for all customers

[Download July Instructor Highlights as a PDF](#) | [Download July Full Release Notes as a PDF](#)

August 2023 Sneak Preview

- Leganto will offer DCS (UK copyright system) support for lists with multiple courses.

[Download June Instructor Highlights as a PDF](#) | [Download June Full Release Notes as a PDF](#)

July 2023 Sneak Preview

- New User Experience release for early adopters

[Download May Instructor Highlights as a PDF](#) | [Download May Full Release Notes as a PDF](#)

June 2023 Sneak Preview

- New option for resource locate - locate items by ISBN or by Title and Author combination

[Download April Instructor Highlights as a PDF](#) | [Download April Full Release Notes as a PDF](#)

May 2023 Sneak Preview

- Ability for Librarians to execute DOI enrichment for multiple items

[Download March Instructor Highlights as a PDF](#) | [Download March Full Release Notes as a PDF](#)

April 2023 Sneak Preview

- NERS 7747: Suggest alternative citation versions to Instructors
- Customize the approval, reject reasons for copyrights
- Option to add a circulation desk in the copyright managing_department

[Download February Instructor Highlights as a PDF](#) | [Download February Full Release Notes as a PDF](#)

March 2023 Sneak Preview

- Citation metadata enrichment by DOI
- Link to predefined searches in Find lists
- Synchronize courses job for libraries with DCS integration

[Download January Instructor Highlights as a PDF](#) | [Download January Full Release Notes as a PDF](#)

February 2023 Sneak Preview

- Search by list ID in the list search in Alma
- Customize the mapping of UNIMARC to Leganto fields

Main Features

Set Citation Status According to Material Type

December 2023 Leganto

It is now possible to set a default citation status according to the material type of the citation. This development gives libraries more control over which citations will be sent to the library for review, and which citations can complete automatically. To configure, first add the code or codes of the material types that you would like to have set automatically to the **citation_by_material_type** (**Configuration > Leganto > List Management > Course Reserves Automatic Statuses**) parameter. Then configure the status you would like those materials types to have when they are added to Leganto lists in **citation_by_material_type_status** (**Configuration > Leganto > List Management > Course**

Reserves Automatic Statuses). The list of material type codes is available in ([Configuration > Fulfillment > Courses > Citation Material Type](#))

Note

Multiple types can be added to the **citation_by_material_type** parameter when divided by commas.

For more information, see [Configuring Default Statuses for Citations/Reading Lists](#).

In-Product Help

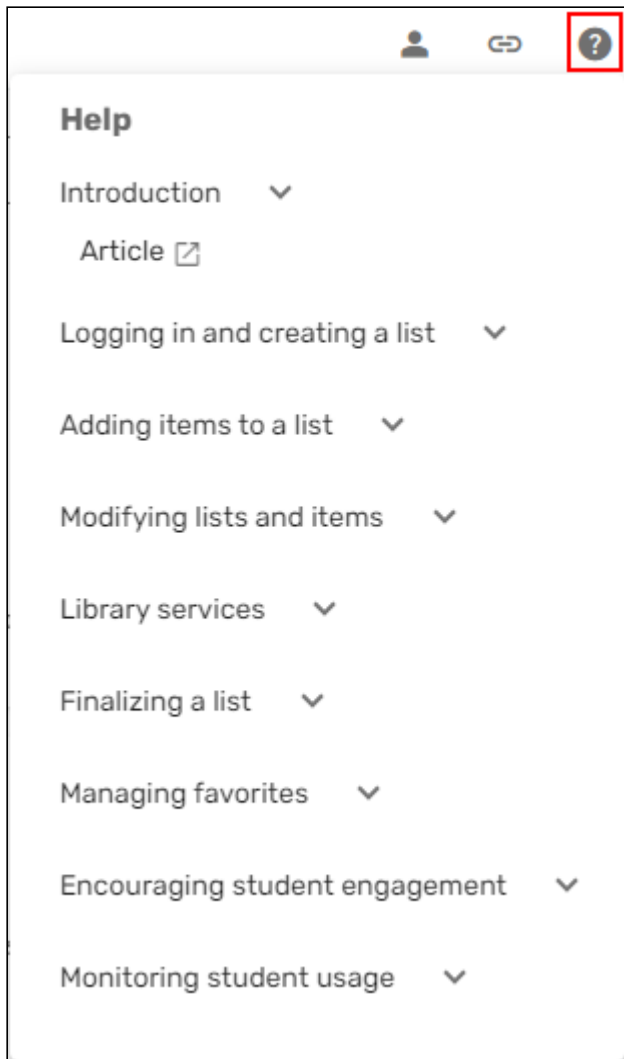
December 2023 Leganto New UI

Institutions can now display and customize the online help available within the New UI ([Configuration > Leganto > Features > Help pages - New UI](#)). Institutions can edit, remove, or add topics. For each topic, you can customize the links that are displayed for written help and videos, and each can be customized per user role and by language.

Note

Out-of-the-box links for videos will be available in a future release for institutions that have not yet added custom links.

By default, each article links to the corresponding article in the [Leganto English online help](#). Each article opens in a new tab.



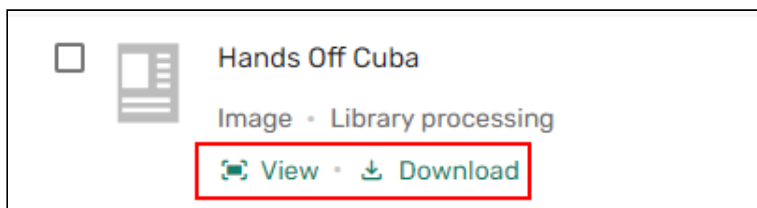
Help menu

For more information, see [Getting Help](#).

Overlay View for Images and YouTube Videos

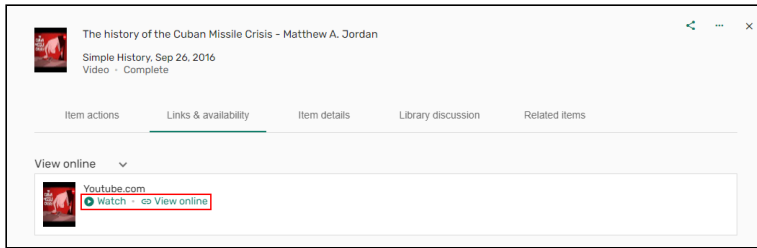
December 2023 Leganto New UI

When adding images to a list, to protect copyright images, a thumbnail image is included in both the brief and full display views along with **View** and **Download** buttons.



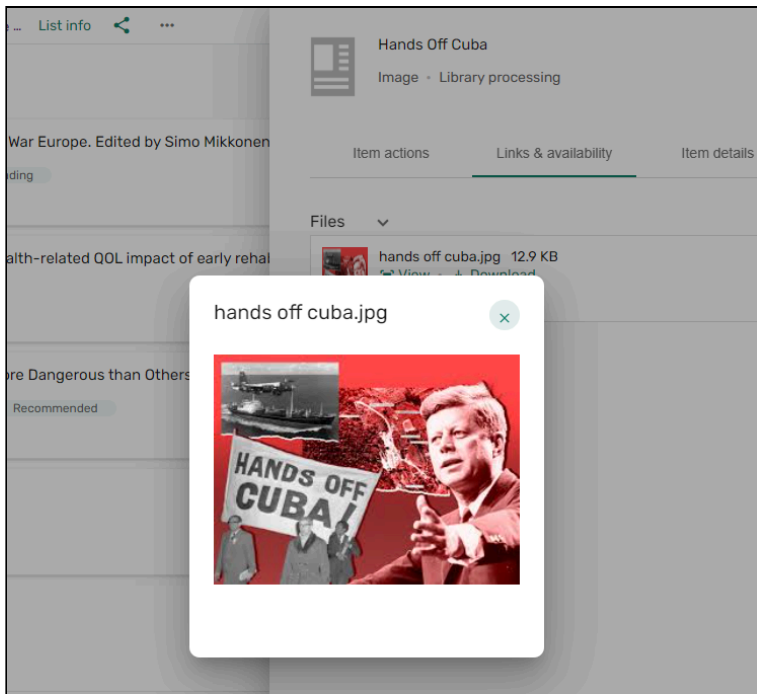
Brief view image options

When adding YouTube videos to a list, the YouTube video includes both **Watch** and **View online** buttons in the brief and full display views.

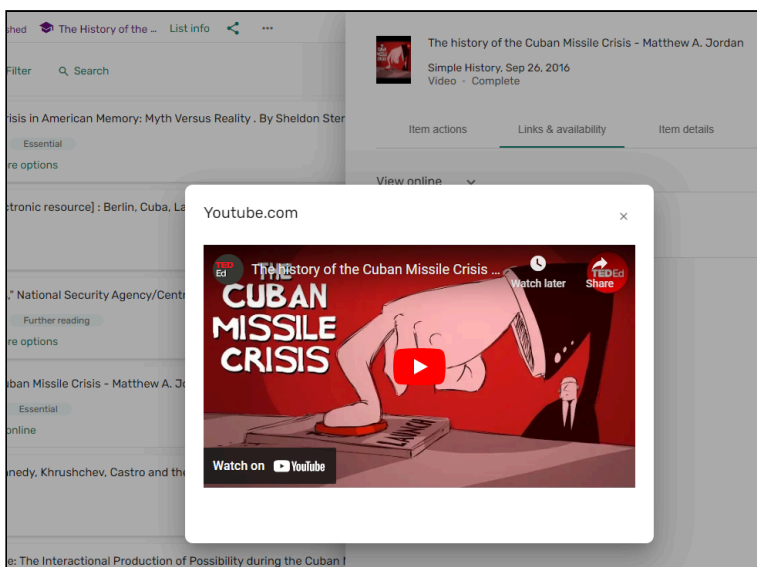


Full view YouTube options

When selecting **View** for an image or **Watch** for a YouTube video, the image/video is overlaid in Leganto.



View an image in Leganto



Watch a YouTube video in Leganto

NERS: Uploaded Files Can Be Visible to Students Regardless of Citation Status

November 2023 Leganto



NERS Enhancement (ID #8009)

Previously, a citation with an uploaded file had to have the citation status of **Complete** for a student to see a file, which sometimes resulted in unintended lack of access to resources. The library can now control whether students can see files that are not in the **Complete** status, as long as the copyright has been approved. When the parameter **display_not_complete_files** ([Configuration > Leganto > List Management > Copyright Settings](#)) is set to `true` (default: `false`), files become available to students once the copyright status is approved rather than needing to wait for the citation status to be **Complete**.

For more information, see [Configuring Leganto Copyright-Related Procedures](#).

NERS: Improved Student Message for Courses Where No List is Expected

November 2023 Leganto New UI

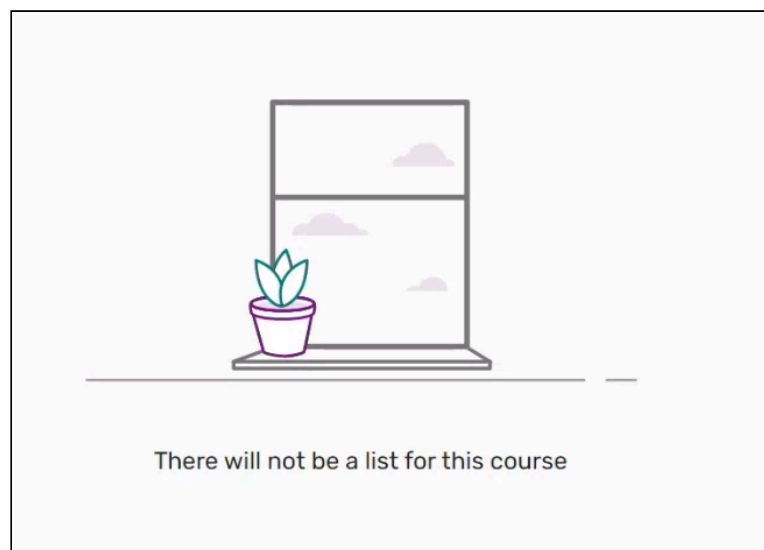


NERS Enhancement (ID #8017)

Previously, when a course did not have a reading list, a student accessing Leganto from the LMS would see a message that there was not a reading list for the course. However, some courses may have been marked as No list expected in Alma, which was not shared with the student. Now, when a student accesses a course from an LMS link and the course has the checkbox **No list expected** checked, the student receives a message indicating that this course will not have a list, so the student knows not to expect a list at a later date. If the institution wants to customize the out-of-the-box message, change the **Description** for **Code** label **error.1** ([Configuration > Leganto > General > Labels - New UI](#)).

Note

This feature is only available for the new UI.



Message to students that the course has no lists

For more information, see [Indicating that Courses Deliberately Have No Reading List](#).

Templates Redesigned for the New UI

November 2023 Leganto New UI

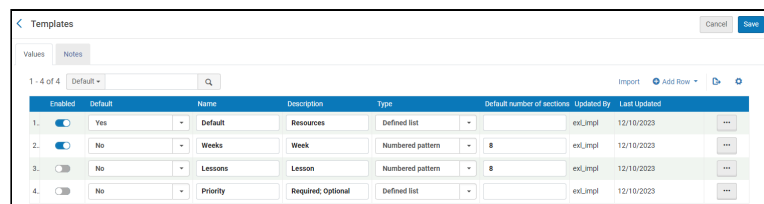
Note

This feature is only relevant for the new UI.

The New UI for Leganto now provides easy and flexible templates for creating sections when building new reading lists. The new templates also give the library new options for adding, updating and removing or disabling templates. The new UI now includes four out-of-the-box section templates ([Configuration > Leganto > List Management > Templates](#)). The **Resources** and **Weeks** templates are enabled by default.

The new UI supports two types of templates. The **Numbered pattern** type creates sections with the text of the **Description** field, followed by a number, up to the desired number of sections. For example, the out-of-the-box weekly template creates sections titled **Week 1**, **Week 2**, **Week 3**, etc. Alternatively, the **Defined list** templates create one section per section names defined in the **Description** field. For example, the out-of-the-box **Priority** template creates two sections, entitled **Required** and **Optional**. Using these two types of sections, the library can define specific section names, similar to what is supported in the classic UI, as well as more flexible templates to accommodate varying needs across courses.

When defining or customizing a template, you can set the **Default number of sections** to include for a **Numbered pattern** template. For a **Defined list** template, multiple section headings can be added to the **Description** field, separated by a semicolon (;). The library can disable or enable templates.



The screenshot shows the 'Templates' configuration page. It features a table with columns for 'Enabled', 'Default', 'Name', 'Description', 'Type', 'Default number of sections', 'Updated By', and 'Last Updated'. There are four rows of templates listed.

Enabled	Default	Name	Description	Type	Default number of sections	Updated By	Last Updated
<input checked="" type="checkbox"/>	Yes	Default	Resources	Defined list		ex_lmpl	12/10/2023
<input checked="" type="checkbox"/>	No	Weeks	Week	Numbered pattern	8	ex_lmpl	12/10/2023
<input type="checkbox"/>	No	Lessons	Lesson	Numbered pattern	8	ex_lmpl	12/10/2023
<input type="checkbox"/>	No	Priority	Required; Optional	Defined list		ex_lmpl	12/10/2023

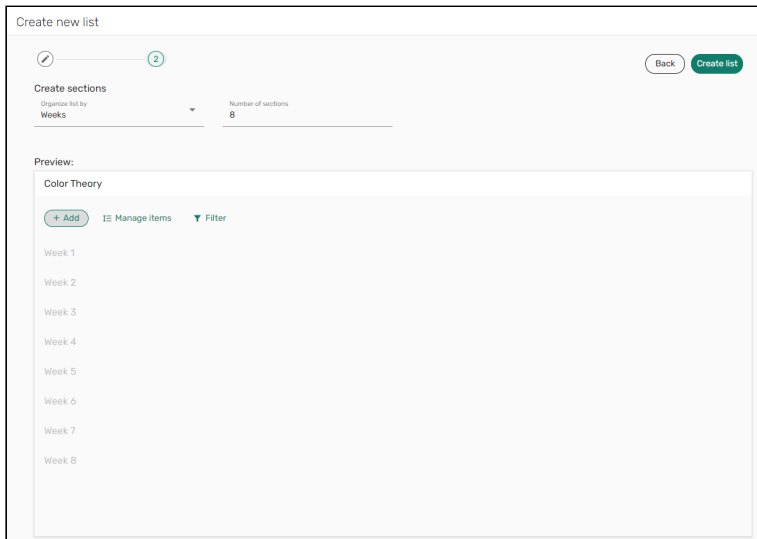
Templates configuration

When adding sections to a new list, list creators can select a section template to help organize the list. For the Numbered pattern templates, they can adjust the number of sections if needed.

The Create new list wizard includes a **Preview** section to preview how the sections will be displayed on the list. The list creator can view different options before selecting **Create list**.



Example of a Defined list with multiple sections



Example of a Numbered pattern

For more information, see [Adding Sections from a Template](#).

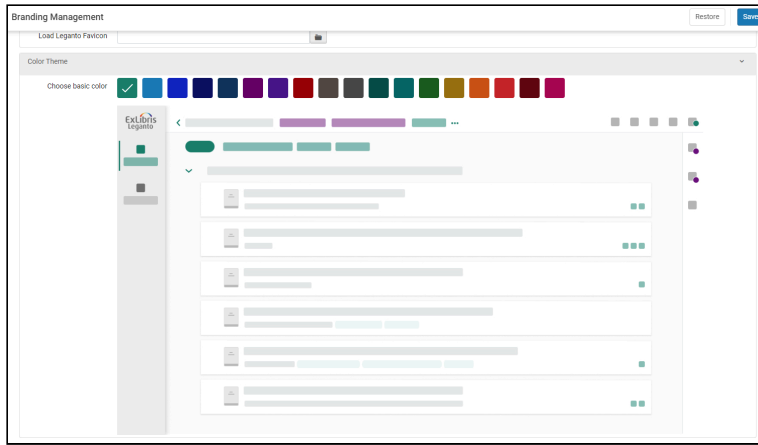
New UI Branding

November 2023 Leganto New UI

Note

This feature is only relevant for the new UI.

You can now configure the color scheme for Leganto's new UI ([Configuration > Leganto > UI > Branding](#)) from the Branding Management **Color Theme** section. When you choose the primary color, the secondary color is auto-selected. The two colors are designed to match each other and to meet accessibility standards. You can view a preview of the color scheme before selecting **Save**.



Branding Management - Color Theme

For more information, see [Configuring Leganto Branding/Customization](#).

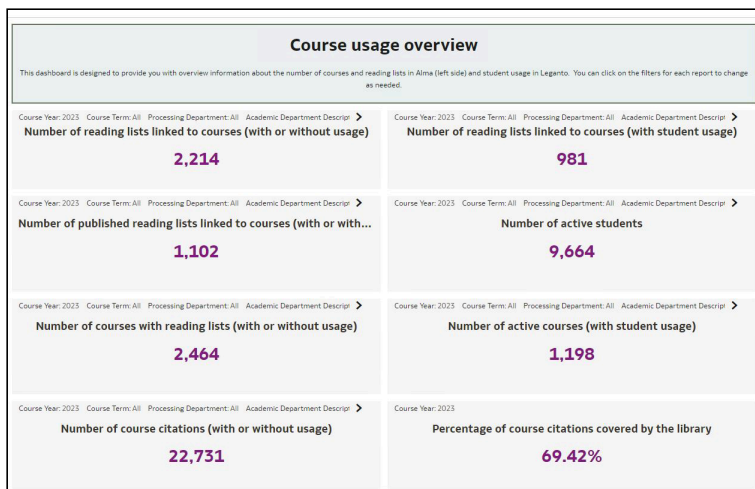
New Leganto Student Usage Analytics Dashboard

November 2023 Analytics

A new data visualization analytics dashboard that displays reports on student usage is now available. It is located in the Leganto Analytics catalog under Leganto > Data Visualization > Leganto usage tracking.

The dashboard contains two tabs:

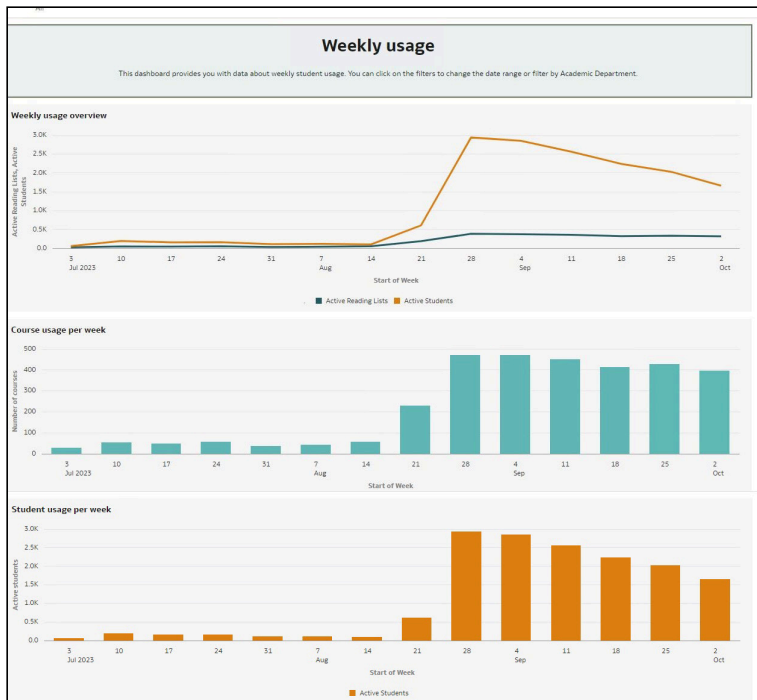
- Course Usage Overview – an overview of student usage:



Course Usage Overview Tab

The tab displays information regarding how students used the reading lists, such as the number of reading lists with active users and the number of students impacted. You can filter the results according to Course Year, Course Term, as well as other criteria. For more information, see [Leganto Student Usage Dashboard](#).

- Weekly Usage – data concerning weekly student usage. You can filter the results with the Date filter and the Academic Department Description filter.



Weekly Usage tab

The tab displays the following reports:

- Weekly usage overview – active reading lists and active students per start of week
- Course usage per week – number of courses per start of week
- Student usage per week – active students per start of week

Additional tabs will be added in future releases.

Leganto's New User Experience is Now Available to All Customers

September 2023 Leganto

All customers can now begin testing and using the new user experience. The new user experience represents over two years of research and over a year of development, and we cannot wait for you to try it out. You can test the new UI while still using the classic UI.

See our [Getting Started Guide](#) for more information about accessing and beginning to use the new user experience.

When you are ready to switch completely to the new user experience, change the parameter **leganto_new_ui** (**Configuration > Leganto > General Settings > Settings**) to **true**. Once set to **true**, all links to Leganto, including LTI links and shareable links, point to the new UI for all users.

We also have a [Frequently Asked Questions](#) page and a [Known Issues](#) page, which you can use to check the status of upcoming developments.

Many thanks to our customer community for supporting us through this project, and a very special thanks to our 15 early adopters for spending the past three months working with the new UI and sharing their feedback with us.

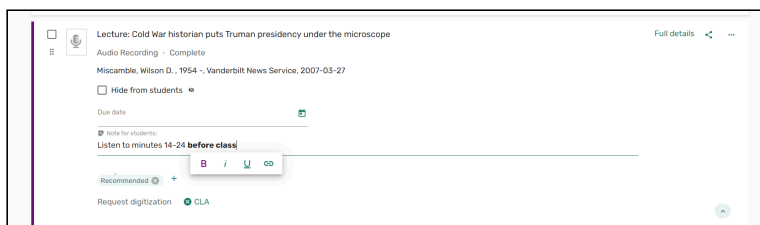
We want to highlight a few new features that were added to the new UI.

Formatting Notes for Students

Easily add bold, italic, and, underlined formatting and links when adding notes for students (formerly public notes).

Note

This feature is only available on the new UI.



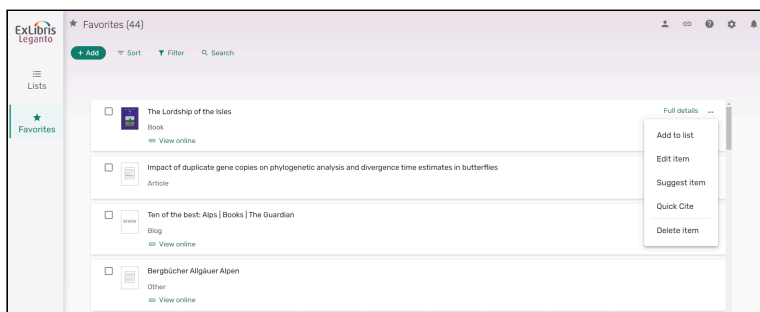
Formatting options in Note for students

Favorites

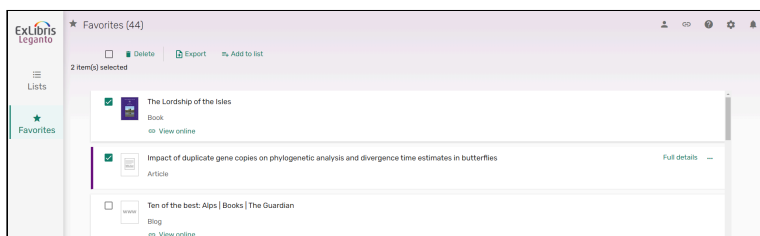
My Collection has been renamed to **Favorites**. You can now view the availability information from the brief view of the **Favorites** screen. You can add Favorites to lists from the **Favorites** menu and use the **Quick Cite** feature. You can also export items to a list from the Bulk actions menu.

Note

This feature is only available on the new UI.



Add to list and Quick Cite from Favorites menu



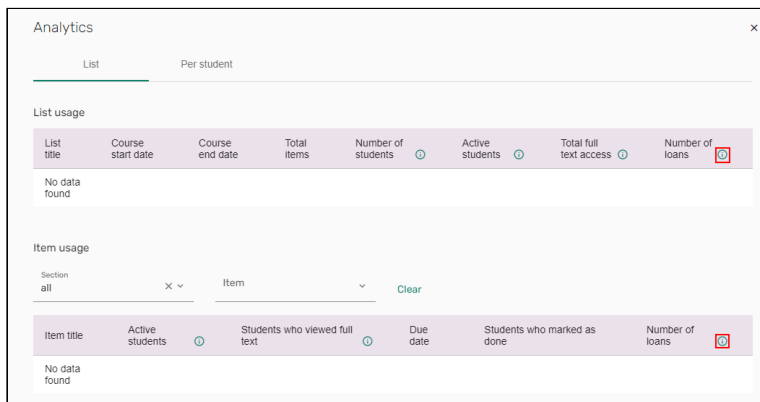
Favorites bulk actions

Analytics

You can now export Analytics reports from Leganto. Additionally, analytics reports now include the number of loans for physical items.

Note

This feature is only available on the new UI.



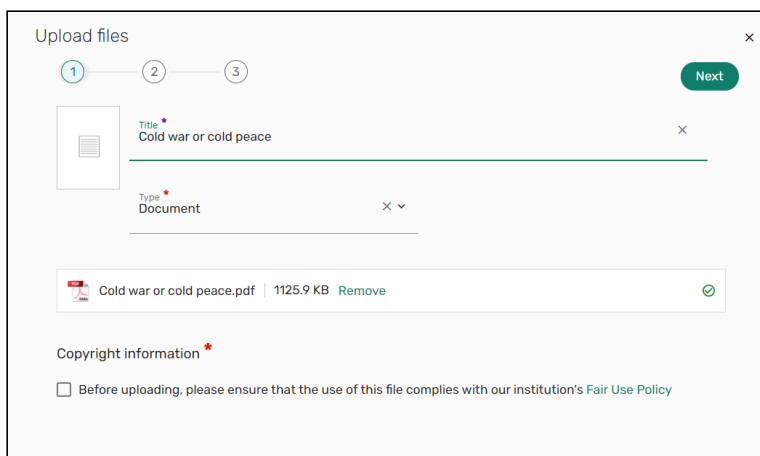
Export analytics option

Copyrights

You can now configure ([Configuration > Leganto > List Management > File Upload Copyright Options](#)) that instructors must check a **File Upload Copyright** option when uploading a file. To present the copyright options without a pre-selected default, configure the **File Upload Copyright** options such that none of the options are enabled.

Note

This feature is only available on the new UI.



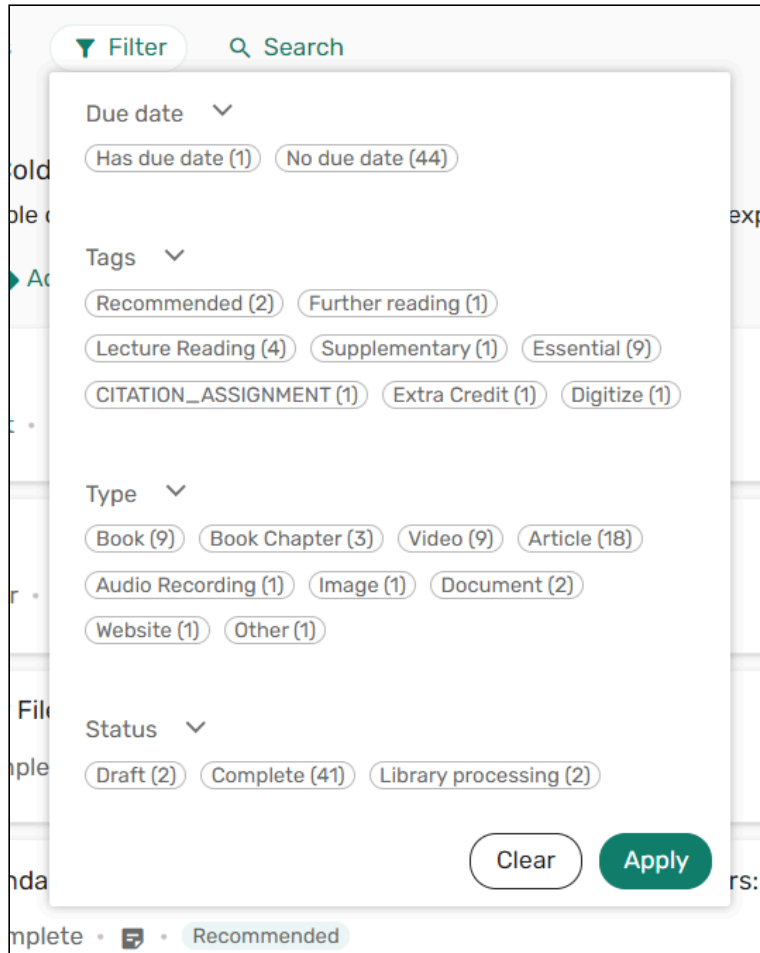
File upload copyright option not selected by default

Filter By Status

You can now filter reading lists by item status.

Note

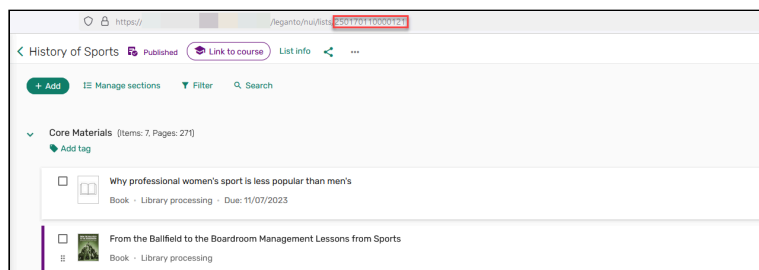
This feature is only available on the new UI.



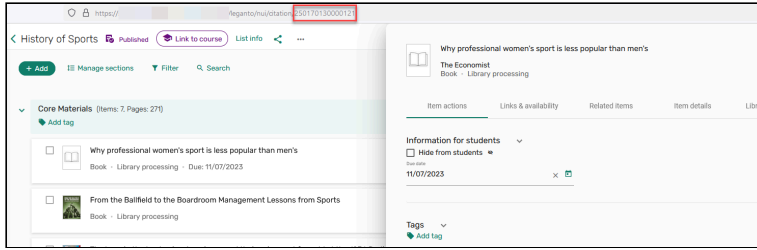
Filter options, including item status

Citation ID

When opening an item's full details, the citation ID is added to the URL. When closing the item, the URL reverts back to the list ID.



List ID



Citation ID

UK Digital Content Store (DCS) Support for Lists Linked to Multiple Courses

August 2023 Fulfillment - Course Reserves

The integration between Leganto and the UK CLA Digital Content Store (DCS) now supports lists linked to multiple courses. Items submitted to the DCS that are associated with multiple courses are sent to the DCS as individual requests, one for each course. The requests are associated if a new course is associated with an existing request. When an item is linked to multiple courses, the **DCS Status** in Alma remains **Request in progress** until Alma receives a collective approval/rejection for all requests submitted for the item. The synchronization job between the DCS and Alma can be scheduled to run up to four times a day to update DCS request statuses. The DCS request statuses are updated using the current synchronization job between the DCS and Alma, which can be scheduled to run.

Currently, when an item is associated with one course, the Alma citation menu presents the **Associate to DCS** action. This action searches the DCS for the same course and returns all the scans that exist for the course. You can then find the scan you want to match. The **Associate to DCS** action is not available from the Alma citation menu when an item is associated with more than one course. You can submit a DCS request from Alma from the **Copyright** tab by filling in the copyright information or by creating a digitization request if you also need an internal request.

Note

Currently, when a list is associated with one or more courses and one of the citations has a DCS request, users cannot add/remove the course. The option to add/remove a course will be available in a future release.

5 <input type="checkbox"/> Agent Intelligence Through Data Mining	Citation Status: Complete	Section Name: Resources	Edit Set Complete ...
MMS ID: 991101030000121	Resource Locate Status: Resource Located	Tags: Digitisation Approved	
Book By Symeonidis, Andreas L. (Springer/ 2005.)	Copyright Status: Waiting for Approval / DCS Rule	Course Name: Data mining - I, Data mining - II	
ISBN: 0387257578 (electronic bk.); 9780387257570 (electronic bk.)	License Type: CLA	Course Code: 1503160459TC, 1603161647TC	
Series: Multiagent systems, artificial societies, and simulated organizations;	DCS Status: Approved	Reading List: Data mining	
Subject: Data mining. -- Intelligent agents (Computer software)		Created By: Staff, Ex Libris	
Citation ID: 269989070000121		10/07/2023 11:30:15 IDT	
		Modified By: Staff, Ex Libris	
		10/07/2023 13:16:16 IDT	

● Physical (1) Electronic Digital Other Citation Details ● Alerts(1) More Info

DCS Status

Note

If there is a DCS failure when extracting a citation, the Citation **Alerts** tab contains a **Details** column that includes the course code.

If multiple notes are received for the request, the value assigned to the **Note** field is `multiple`. You may need to check the DCS for more information.

For more information, see [Integrating with the UKs Digital Content Store \(DCS\)](#).

Search for Citations Within a Reading List

July 2023 Fulfillment - Course Reserves

You can now search for a citation within a reading list in Alma. You can search by the following criteria (for descriptions, see [Managing Citations](#)):

- Keyword (default selection) — When selected, this option searches the following citations' metadata fields for a match:
 - Additional Person Name, Author, Book Author, Book Title, Chapter Author
 - Chapter Title, Citation ID, DOI, Edition, Editor
 - ISBN, ISSN, Issue, Journal Title, LCCN
 - MMS ID, OCLC Number, Pages, Place of Publication, Publication Date
 - Publisher, Resource Note, Source, Title, and Volume

Note

- Keyword searches for citations do not support the use of Boolean operators (such as **AND** or **OR**), and if these operators are specified, they are treated as keywords.
- When special characters (such as hyphen, dash, slash, and so forth) are specified as search terms, the search will return results that both include and exclude the special characters.

-
- Citation ID
 - Creator — The citation author's name. Note: Additional person names are not included in the search.
 - ISBN
 - ISSN
 - MMS Id
 - Title — Citation title

Citation search list

For more information, see [Managing Reading Lists](#).

Filter Approval Requests by Date Range

July 2023 Fulfillment - Course Reserves SF: 06676661

To filter approval requests by relevance, the Approval Requests List ([Fulfillment > Resource Requests > Approval Requests List](#)) now includes a **Creation date** filter. The default date range displayed is for requests from the most recent year.

Citation Creation date filter

For more information, see [Digitization Approval Requests](#).

Option to Connect Citations to Library Resources by Title and Author Combination

June 2023 Fulfillment - Course Reserves

Leganto now provides more flexibility for matching citations to library inventory using the Resource Locate process. The Resource Locate process runs automatically as citations are added to reading lists, manually on demand, or in bulk using a job. It is now possible to specify that a combination of both the title and author fields be used to identify matching resources

in the library collection. The library can now configure, for example, that Leganto checks for a match using first ISBN/ISSN, and if a match is not found, check for a match using title AND author. Both the title and author must match the repository record for the citation to link to the bibliographic record.

To configure, enable the new parameter **Title_Author** in the Locate Citation by Fields table (**Configuration > Fulfillment > Courses > Locate Citation by Fields**). When the parameter **resource_locate_mode** (**Configuration > Fulfillment > General > Other Settings**) is set to OR, Leganto checks against all enabled fields in the order configured in the table.

Enabled	Move Up	Move Down	Code	Description	Translation	Default Value	Updated By	Last Updated
<input type="checkbox"/>			TITLE	Title	Title		ex_lmpl	21/06/2017
<input type="checkbox"/>			Author	Author	Author		ex_lmpl	21/06/2017
<input type="checkbox"/>			Edition	Edition	Edition		ex_lmpl	21/06/2017
<input type="checkbox"/>			ISSN/ISBN	ISSN/ISBN	ISSN/ISBN		ex_lmpl	10/01/2018
<input type="checkbox"/>			OCLC	OCLC Number	OCLC Number		ex_lmpl	21/06/2017
<input type="checkbox"/>			LCCN	LCCN(010)	LCCN(010)		ex_lmpl	21/06/2017
<input type="checkbox"/>			ORIGINATION_SYSTEM_ID	Originating system ID	Originating system ID		ex_lmpl	10/01/2018
<input checked="" type="checkbox"/>			Title_Author	Title AND Author	Title AND Author		Ex Libris	20/04/2023

Title AND Author parameter

For more information, see [Match by Fields](#).

Enrich Multiple Citations Using DOI

May 2023 Fulfillment - Course Reserves

Leganto can now automatically enrich citations containing a DOI with additional metadata in bulk by checking **Enrich by DOI** in the **Reading List Citation Update Task** job (**Admin > Manage Jobs and Sets > Run a Job**). The default setting for this checkbox is unchecked.

Run a Job - Enter Task Parameters

Reading List Citation Update Task

Delete citations

Citation status

Citation type

Due date

Remove tags

Add tags

Remove alerts

Delete public note

Detach from repository

Remove files

Enrich by DOI

Use Leganto viewer (PDFs only)

Sticker Price from Rialto Unconditionally

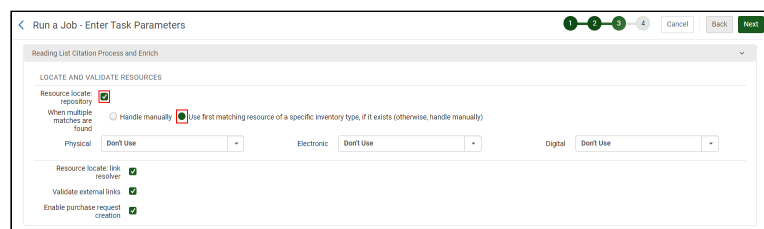
Option to Enrich by DOI

For more information, see [Enriching Citation Metadata](#).

Find Matching Bibliographic Records for Multiple Citations - Run Resource Locate on Citation Sets

May 2023 Fulfillment - Course Reserves

It is now possible to locate a set of citations by using the new **Reading List Citation Process and Enrich** job ([Admin > Manage Jobs and Sets > Run a Job](#)). **Perform locate on type** is not included in this new version of the Process and Enrich Citations job ([Fulfillment > Advanced Tools - Reading Lists > Process and Enrich Citations](#)). When **Resource locate repository** is checked (this checkbox is unchecked by default), you can choose to either manually handle citations when multiple matches are found or use the first matching resource for a specific inventory type. When **Use first matching resource of a specific inventory type, if exists (otherwise handle manually)** is selected, drop-down lists for **Physical**, **Electronic**, and **Digital** are displayed. The default priority selections for these drop-down lists are set according to your priority settings in `resource_locate_multiple_matches_priority` ([Configuration Menu > Fulfillment > General > Other Settings](#)).



Reading List Citation Process and Enrich job

Note

The Process and Enrich Citations job ([Fulfillment > Advanced Tools - Reading Lists > Process and Enrich Citations](#)) is still available for use.

You can use the **Reading List Citation Process and Enrich** job to perform a resource locate on a specific set by selecting a specific facet, such as the new **Not located** facet, which returns all citations that do not have a **Resource located** status.

Easily Identify Citations that are Not Located

May 2023 Fulfillment - Course Reserves

The **Resource Locate** facet ([Fulfillment > Course Reserves > Citations](#)) now includes a **Not Located** facet which accounts for all resources with the statuses **Multiple Resources Located**, **Locate Not Run**, **No Resources Located**, **Locate Failed**, and **Information Incomplete**.

Facets <<

Publication List Visibility

- Published (57) ▾
- Draft (55297)
- + More (2)

Section Tags ▾

- Mandatory Reading (17)
- Recommended (5)
- Further Reading (4)

Citation Status ▾

- Not Complete (31404)
- Being Prepared (31141)
- + More (5)

Resource Locate ▾

- Not located (298)
- Resource Loc... (55056)
- Multiple Resourc... (219)
- Locate Not Run (38)
- No Resources Loc... (22)
- Information Inco... (19)
- Less

Not located

For more information, see [Reading List Citation Process and Enrich](#) and [Manual Jobs on Defined Sets](#).

Control When a Citation is Hidden from Students

May 2023 Leganto

It is now possible to hide citations with specific citation statuses from students. When the parameter **hide_uncompleted_citations** ([Configuration > Leganto > Features > Leganto Features](#)) is set to a specific status or multiple statuses divided by comma **BeingPrepared, Complete, Declined, Inactive, InProcess, ReadyForProcessing**, or a code from the Additional Reading List Citation Statuses code table, citations with those specified statuses are hidden from students. True/false values are still supported. When the parameter value is set to `true`, citations that do not have a

status of **Complete** are hidden. When the parameter value is set to `false`, the citation appears regardless of its status.

For more information, see [Hiding Incomplete Citations from Students](#).

NERS: Offer Citation Replacement for an Existing Citation

April 2023 Leganto



NERS Enhancement (ID #7747)

Leganto now supports replacing citations in bulk. For example, this feature can be used to replace citations with newer editions or to replace physical citations with electronic citations. The library can configure whether citations are replaced immediately, or whether the replacement appears to instructors as a suggestion.

Note

Citations with a **Copyright Status** of `Approved` cannot be replaced.

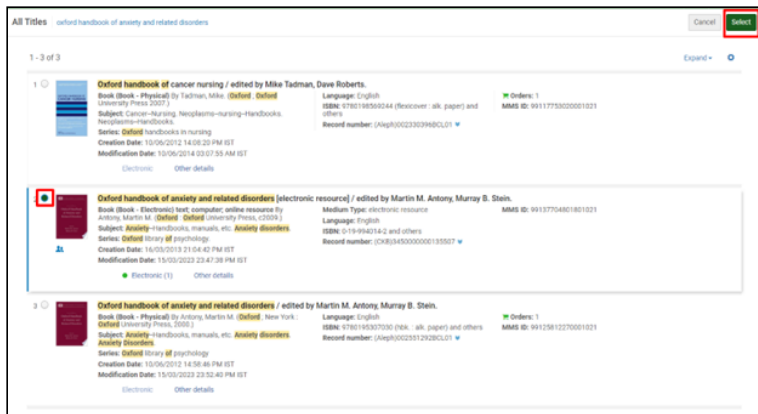
If your institution would like to have replacements presented to instructors as suggestions, set the parameter **replacement_suggestion_auto_replace** ([Configuration > Leganto > Features > Leganto Features](#)) to `false`. This is the default.

From the **Edit Citation** screen, select the citation or citations to be replaced. Then choose **Suggest Replacement**.

The screenshot shows the 'Edit Citations' interface with two citations listed. The top citation is 'A history of modern art' by Amason Harry H. (London: Thames and Hudson, 1986). The bottom citation is 'Zoo and Aquarium History: Ancient Animal Collections to Zoological Gardens' by Kistling, Vernon N. (CRC Press). The 'Suggest Replacement' button is highlighted in red in the top navigation bar. The interface includes a 'Select All' button, a 'Sort by: Last created' dropdown, and various action buttons like 'Remove Citations', 'Remove Alerts', 'Change Copyright Status', 'Change Status', 'Expand', and 'Search in market'.

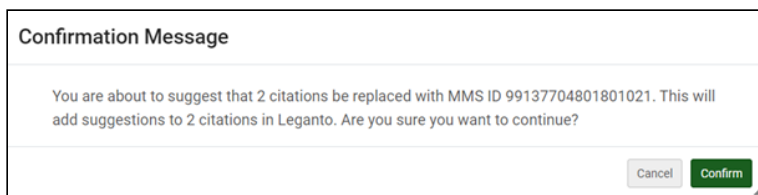
Suggest Replacement action

Library staff are directed to the **Repository Search**, where they can search for and select the new item that they want to use as the replacement.



Selecting a newer edition

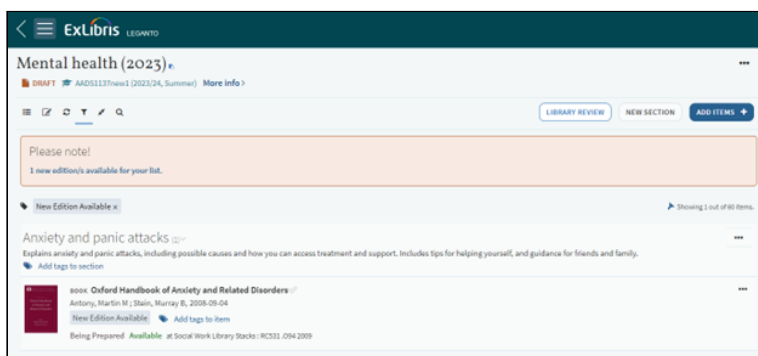
Library staff are presented with a confirmation screen.



Confirmation message to confirm that the MMS ID should be replaced

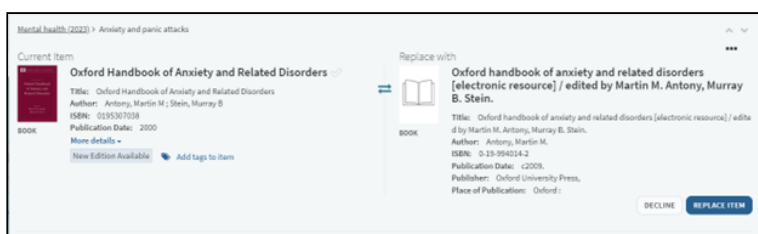
After selecting **Confirm**, suggestions are added to each of the citations in Leganto. Additionally, a system tag **New Edition Available** is added to each citation.

Instructors receive an alert letting them know about new suggestions. They can select the alert to filter the list to see items with new edition suggestions.



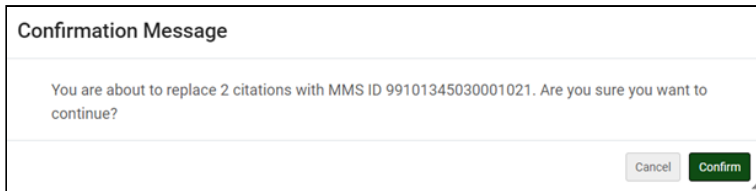
Alert to replace item

Selecting the item opens the full view, which includes the details of the suggested replacement. Instructors can choose to replace the item, which re-links the citation to the new MMS ID, updating the inventory and the citation metadata. Other existing information about the citation, including usage information, tags, and notes, is preserved. Alternatively, the instructor can choose to decline the suggestion, which removes the information about the new edition and the tag.



Option to Replace Item or Decline replacement

Alternatively, if your institution would like to have citations replaced immediately, rather than sent to instructors for approval, set the parameter **replacement_suggestion_auto_replace** ([Configuration > Leganto > Features > Leganto Features](#)) to `true`. Once library staff has selected a new item to use as a replacement, they are presented with a confirmation screen.



Confirmation message to confirm that the MMS ID should be replaced

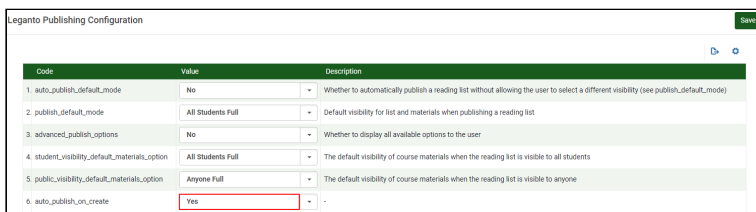
After selecting **Confirm**, all the citations that were selected for replacement are linked with the MMS ID of the item chosen as the replacement item. The citation metadata and inventory update, but tags, notes, and usage information are preserved.

Automatically Publish Lists to Students Without Library Review

April 2023 Leganto

It is now possible to have new reading lists published automatically, immediately after they are created, eliminating the need to publish reading lists individually and ensuring that all reading lists are visible to students. This feature is disabled by default.

To enable, change the parameter **auto_publish_on_create** ([Configuration > Leganto > List Management > Publishing](#)) to `Yes`. When enabled, all new reading lists created in Leganto are immediately published according to the **publish_default_mode** on the Leganto Publishing Configuration page.

A screenshot of the Leganto Publishing Configuration page. It shows a table with columns for Code, Value, and Description. The table contains six rows of configuration options. The value for 'auto_publish_on_create' is highlighted in red.

Code	Value	Description
1. auto_publish_default_mode	No	Whether to automatically publish a reading list without allowing the user to select a different visibility (see publish_default_mode)
2. publish_default_mode	All Students Full	Default visibility for list and materials when publishing a reading list
3. advanced_publish_options	No	Whether to display all available options to the user
4. student_visibility_default_materials_option	All Students Full	The default visibility of course materials when the reading list is visible to all students
5. public_visibility_default_materials_option	Anyone Full	The default visibility of course materials when the reading list is visible to anyone
6. auto_publish_on_create	Yes	-

Leganto Publishing Configuration

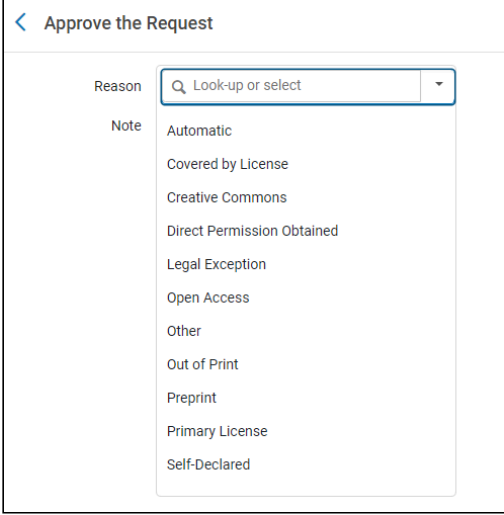
Only lists created in Leganto are published by default, including lists created using the **NEW LIST** button on the My Lists page or using the **Create** button on the Quick Start screen. Lists that are created by other means, including the Reading List Loader integration profile, the API, or using the Alma interface are not published automatically.

For more information, see [Configuring Reading List Publication Options](#).

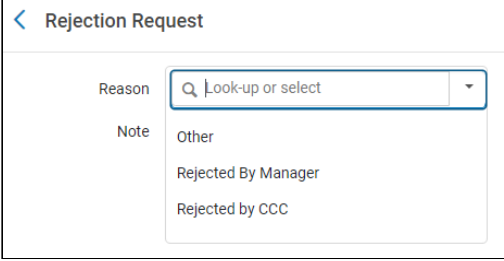
Customize Copyright Approval and Reject Reasons

April 2023 Fulfillment - Resource Request SF: 06374629

You can now customize the copyright approval and reject reasons ([Fulfillment > Resource Requests > Approval Requests List](#)).



Copyright approval reasons list



Copyright rejection reasons list

You can customize the approval and reject reasons using the **Configuration > Fulfillment > Copyright Management > Copyright approval reasons** and **Configuration > Fulfillment Copyright Management > Copyright reject reasons** tables. You can edit any of the existing reasons or use the **Add Row** button to add new reasons. The reasons can now be translated to the Alma display language.

Code Table Customize

Values Notes

Import Restore Default Translations Add Row

Filter: English

Enabled	Move Up	Move Down	Code	Description	Translation	Default Value	Updated By	Last Updated
<input checked="" type="checkbox"/>			CoveredByLicense	Covered by License	Covered by License	<input type="radio"/>	-	-
<input checked="" type="checkbox"/>			LegalException	Legal Exception	Legal Exception	<input type="radio"/>	-	-
<input checked="" type="checkbox"/>			DirectPermissionObtained	Direct Permission Obtained	Direct Permission Obtained	<input type="radio"/>	-	-
<input checked="" type="checkbox"/>			OpenAccess	Open Access	Open Access	<input type="radio"/>	-	-
<input checked="" type="checkbox"/>			SelfDeclared	Self-Declared	Self-Declared	<input type="radio"/>	-	-
<input checked="" type="checkbox"/>			Automatic	Automatic	Automatic	<input checked="" type="radio"/>	-	-
<input checked="" type="checkbox"/>			CreativeCommons	Creative Commons	Creative Commons	<input type="radio"/>	-	-
<input checked="" type="checkbox"/>			Preprint	Preprint	Preprint	<input type="radio"/>	-	-
<input checked="" type="checkbox"/>			OutofPrint	Out of Print	Out of Print	<input type="radio"/>	-	-
<input checked="" type="checkbox"/>			Other	Other	Other	<input type="radio"/>	-	-
<input checked="" type="checkbox"/>			PrimaryLicense	Primary License	Primary License	<input type="radio"/>	-	-

Copyright approval reasons configuration

Code Table Customize

Values Notes

Import Restore Default Translations Add Row

Filter: English

Enabled	Move Up	Move Down	Code	Description	Translation	Default Value	Updated By	Last Updated
<input checked="" type="checkbox"/>			RejectedByCCC	Rejected by CCC	Rejected by CCC	<input type="radio"/>	-	-
<input checked="" type="checkbox"/>			Other	Other	Other	<input type="radio"/>	-	-
<input checked="" type="checkbox"/>			RejectedByMNGR	Rejected by Manager	Rejected by Manager	<input type="radio"/>	-	-

Copyright rejection reasons configuration

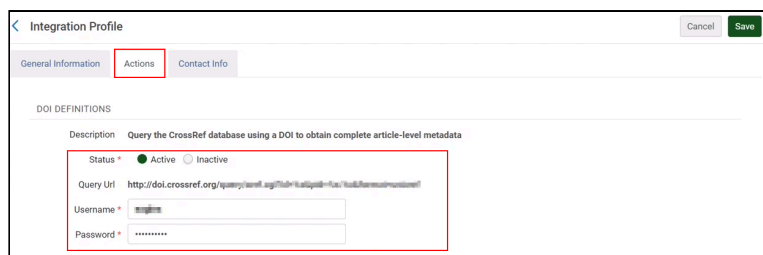
For more information, see [Customizing Copyright Approval and Reject Reasons](#).

DOI Enrichment of Citation Metadata

March 2023 Leganto

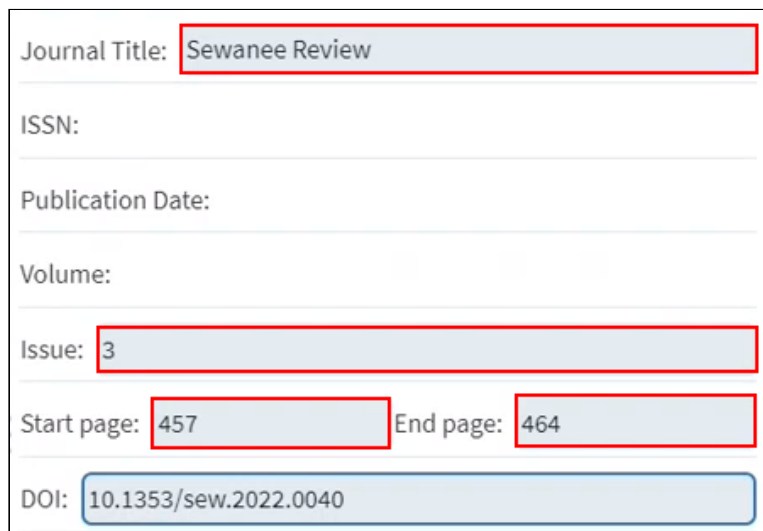
Leganto can now automatically enrich citations containing a DOI with additional metadata. For example, a user can now only enter a DOI in the blank form and the citation metadata is enriched with additional information from CrossRef.

For institutions whose **AUGMENTATION** profile (**Configuration > General > External Systems > Integration Profiles**) is configured to work with CrossRef, when a citation containing a DOI is added, any missing metadata is automatically added to the citation.



The screenshot shows the 'Integration Profile' configuration page. The 'Actions' tab is selected. Under 'DOI DEFINITIONS', there is a description: 'Query the CrossRef database using a DOI to obtain complete article-level metadata'. The status is set to 'Active'. The 'Query Url' is 'http://doi.crossref.org/queryurl'. There are fields for 'Username' and 'Password'.

CrossRef configuration



The screenshot shows a citation form with the following fields: 'Journal Title' (Sewanee Review), 'ISSN', 'Publication Date', 'Volume', 'Issue' (3), 'Start page' (457), 'End page' (464), and 'DOI' (10.1353/sew.2022.0040). The 'Issue', 'Start page', and 'End page' fields are highlighted with red boxes, indicating they were enriched from the DOI.

Enriched metadata

Note

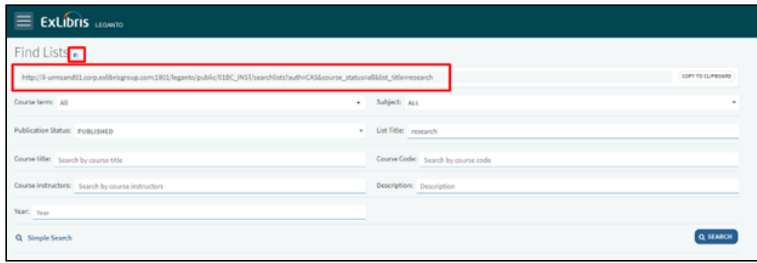
In a future release, you will be able to perform a bulk DOI enrichment using a job.

For more information, see [Enriching Citation Metadata](#).

Share a Link to a Predefined Find Lists Search

March 2023 Leganto

Leganto now enables you to share sharable links for predefined searches from the Find Lists form. Select the copy icon next to the Find Lists header to generate a sharable link to a predefined search.



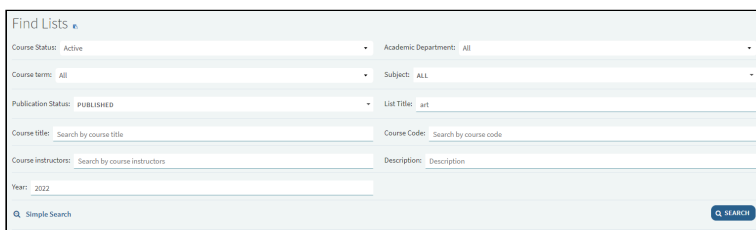
Default predefined list search

The following fields are supported for predefined searches:

course_status	"all", "active" or "inactive"
faculty	""
publication	"all", "published", or "draft"
subject	""
course_code	""
course_instructors	""
course_title	""
description	""
list_title	""
term	""
year	""

Note

The only fields that appear for a predefined search are fields that the user has permission to view.



Search fields

Additionally, you can manually generate or edit a URL. Append a question mark (?) to your URL, then specify which fields to search for and their search criteria. For example, **Find_lists_sharable_link?list_title=art** searches for lists with the word `art` in the **List Title**.

You can search for multiple fields at once by adding an ampersand (&) between each field. For example, **Find_lists_sharable_link?list_title=art&year=2022** searches for lists with the word `art` in the **List Title**, published in the **Year** 2022.

Note

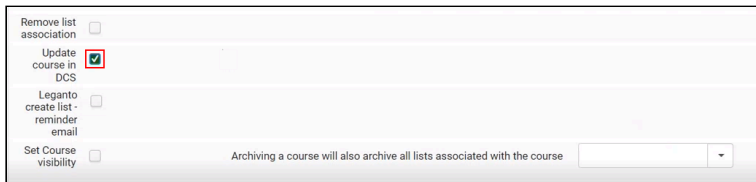
All field names and values must be in lowercase.

For more information, see [Sharing a Link to a Predefined Find Lists Search](#).

For CLA Users (UK): Course Synchronization Between Leganto and the DCS

March 2023 Fulfillment - Resource Request

Librarians who have courses in the DCS that do not match the Leganto courses, can now override the course in the DCS with information from Leganto. When the integration profile Digital content store is active, the option to update DCS courses is now available from the **Course Bulk Update** job (**Admin > Manage Jobs and Sets > Run a Job**). When **Update course in DCS** is checked in the **Course Bulk Update** job, librarians can now update their DCS courses in bulk to match their Alma courses.



Update course in DCS

The following parameters are all automatically updated in the DCS course based on the values in Alma:

- Course name
- Number of weeks
- Number of participants
- Processing department
- Instructor name
- Instructor email
- Course status
 - Active - sets the DCS course to Active
 - Archived - sets the DCS course to Archived
 - Inactive - sets the DCS course to Archived

The job event now includes a **Failed to update DCS** event.

For more information, see [Course Synchronization Between Leganto and the DCS](#).

Search for Reading List by List ID

February 2023 Fulfillment - Course Reserves

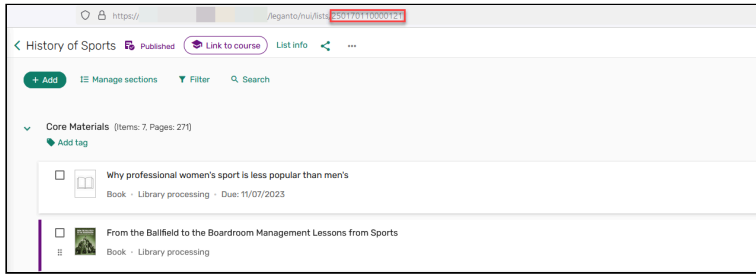


Idea Exchange

You can now search Reading lists by **List ID** in Alma.

Note

List ID searches are not currently included in **All** searches. This option will be available in a later release.



Searching a Reading list by List ID

For more information, see [Reading List Search Fields](#).

Customize UNIMARC Mapping for Leganto Fields

February 2023 Leganto

You can now customize the UNIMARC BIB mapping for Leganto fields.

To customize the mapping, from the Bibliographic Mapping Rules page (**Configuration Menu > Fulfillment > Courses > Bibliographic Mapping Rules**) customize the test rule. You can then test the Bibliographic Mapping Rule on the Test BIB to Citation Normalization page (**Configuration Menu > Fulfillment > Courses > Test BIB to Citation Normalization**). When you are done, copy your changes to the production rule on the Bibliographic Mapping Rules page (and optionally test them again on the Testing BIB to Citation Normalization screen).

Customized	Filename	Description	Updated by	Update Date
1.	droots/testUNIMARC2CourseReserv...	Test - dsair to convert unimarc to course reserve citation	-	-
2.	droots/prodUNIMARC2CourseReserv...	Prod - dsair to convert unimarc to course reserve citation	-	-

UNIMARC mapping rules

Testing BIB to Citation Normalization

As part of this enhancement, some changes were made to the UNIMARC mapping to conform to the IFLA reference standards.

For more information, see [Mapping Bibliographic Record Fields to Citation Fields](#).

NERS: Indication for Courses that Deliberately Have No Reading List

January 2023 Leganto



NERS Enhancement (ID #7744)

Your institution likely has a number of courses that will never require a reading list. You can now add a **No list expected** indication to a course to indicate to library staff that the course deliberately does not include a reading list. Marking courses that will not have reading lists can help you when communicating with instructors, and when reporting on the percentage of courses the library supports through reading lists.

Note

Reading lists can still be added to courses with the **No list expected** checkbox checked. Additionally, existing lists are not removed when the **No list expected** checkbox is checked.

The screenshot shows the 'Manage Course Information' form with the following details:

- Code: 555
- Name: Art History
- Processing Department: History
- Submit Lists By: 02/15/2024
- Status: Active
- Section: (empty)
- Academic Department: History
- Terms list: (empty)
- No list expected:

No list expected checkbox

In the Courses table (**Fulfillment > Course Reserves > Courses**), the **No list expected** column indicates which courses have the **No list expected** checkbox checked.

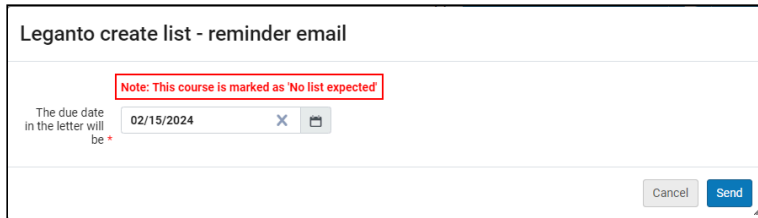
Note

The **No list expected** column is hidden by default. To show the **No list expected** column, select the column from the Manage column display list.

Code	Section	Name	Academic Department	Processing Department	Instructor	Status	Start Date	End Date	Term	Visibility	No list expected
1 HUS101	-	Health & Human Services		Art and Architecture	Instructor, Gil	Inactive	05/24/...	05/13/...	Autumn	Unarchi...	
2 BTR202	-	Butterflies Intro		Art and Architecture	Instructor, Mimi	Inactive	05/24/...	05/24/...	-	Unarchi...	
3 83608	-	History of Time		Main Library	-	Active	11/14/...	11/14/...	-	Unarchi...	
4 555	-	Art History	History	History	Multiple	Active	02/09/...	03/12/...	-	Unarchi...	<input checked="" type="checkbox"/>
5 444	-	Sociology	Social Sciences	Main Library	Multiple	Active	02/09/...	03/09/...	-	Unarchi...	

No list expected column

If the librarian selects the **Leganto create list - reminder email** action for a course that has the **No list expected** checkbox checked, the librarian can still send the reminder email, but an alert appears indicating that **This course is marked as 'No list expected'**.

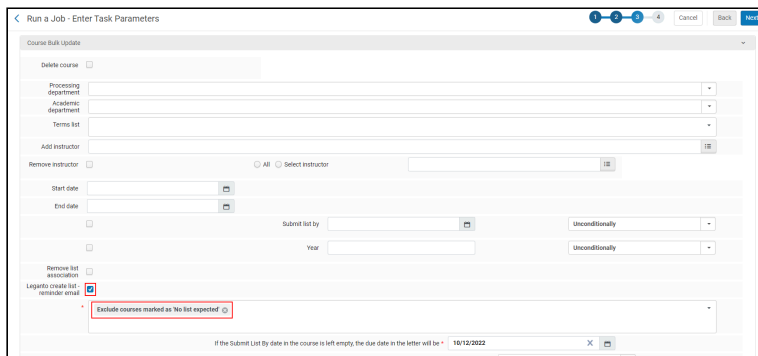


'No list expected' alert

When duplicating a course that has the **No list expected** checkbox checked, the **No list expected** checkbox is checked on the duplicated course.

When rolling over a course that has the **No list expected** checkbox checked, the **No list expected** checkbox is checked on the rolled over course.

The **Course Bulk Update** job ([Admin > Manage Jobs and Sets > Run a Job](#)) now includes the condition **Excluded courses marked as 'No list expected'** when the **Leganto create list - reminder email** checkbox is checked. This enables you to not send the Leganto create list reminder email to instructors whose courses intentionally do not include reading lists when the **Course Bulk Update** job runs.



Exclude courses marked as 'No list expected' when sending bulk reminders

Note

The **No list expected** indication will be added to Analytics in the February release.

For more information, see [Working with Courses](#)

Additional Enhancements

- **December 2023 Fulfillment - Course Reserves**

When configured, archived lists can be included in the **Demand in other lists** calculation that enables library staff to see which reading lists or courses utilize the same resource when reviewing and processing citations. When the parameter **demand_in_other_lists_include_archived_lists** ([Configuration > Fulfillment > General > Other Settings](#)) is set to *true* (default *false*), archived lists are included in the **Demand in other lists** calculation and are displayed in the This Record In Other Lists table. When set to *false*, citations associated with at least one archived list are excluded from the the **Demand in other lists** calculation.

Organic chemistry / Marc Loudon.
 Book (Book - Physical) By Loudon, G. Marc. (Greenwood Village, Colo. : Roberts and Co c2009.)
 ISBN: 9780981519432 and others
 Subject: Chemistry, Organic--Textbooks. -- Organische chemie. -- Organische Chemie.

Citation Status: Complete
 Resource Locate Status: Resource Located
 Copyright Status: Not Determined

Section Name: Section name n/a
 Course Name: Principles of Modern Chemistry II
 Course Code: CH118
 Reading List: Principles of Modern Chemistry II--Scott
 Created By: EX_LIBRIS 11/06/2012 12:35:21 PM EDT
 Modified By: System 11/06/2012 12:35:21 PM EDT

ⓘ Demand in other lists, other courses.

Physical (1) Electronic Digital Other Citation Details Alerts More Info

Demand in other lists indication

For more information, see [Configuring Other Settings \(Fulfillment\)](#).

- **December 2023 Leganto New UI**

When adding an item to a list from Favorites, the Add from favorites list includes an indication for items that are already included in the list.

Add from favorites (14)

Sort Search

Sport and medicine in ancient Greece
 594 - 596
 Article

The Relation of Philosophy and Medicine in Ancient Greece
 32 - 50
 Article **Exists in list**

Henry Sigerist and Medicine in the Ancient World
 Poynter, F N L
 Article

Exists in list indication

For more information, see [Adding Favorites to a List](#).

- **December 2023 Leganto**



Idea Exchange

Leganto now displays the service unavailable message for electronic services. When **Display service temporarily unavailable message** is set to **Yes** (**Electronic collection > Edit Service action > Electronic Service Editor Activation tab**), you can now customize the **Service unavailability display message** that is displayed in Leganto when a link is unavailable.

Note

When customizing this message, a note is displayed in Leganto followed by the text **Service temporarily unavailable due to** [your customized text].

Electronic Service Editor

Activation Service Description Linking Portfolios Notes Group Settings History

Service activation status Not Available Available

Activate new portfolios associated with service automatically? No Yes

Active from date

Active until date

Display service temporarily unavailable message No Yes

Display unavailable message from date

Display unavailable message until date

Service unavailability display message

Service unavailable display message

Il Pensiero politico. Article · Complete

Item actions Links & availability Item details Library discussion Related items

View online

Chadwyck PAO Collection 1
Note: Available from 1968 until 1995.
Show license

ProQuest PAO Periodicals Archive Online Collection 1
Note: Available from 1968 until 2000.
Note: Service temporarily unavailable due to connection issues

ProQuest PAO Periodicals Archive Online Collection 1 Update
Note: Available from 1968 until 2000.

ProQuest Political Science
Note: Available from 2005.
Show license

Service unavailable message in Leganto

For more information, see [Service Unavailability Reason](#).

- **December 2023 Leganto New UI**

When an instructor selects an LTI link for a course that does not have a reading list, they are presented with the Quick Start screen, prompting them to create a list, reuse an existing list, or send a list to the library, according to configuration. Now, if the option to reuse an existing list (rollover) is enabled, you can configure whether to include or exclude the **Link course to this list** option. The **Link course to this list** option associates the current course with the existing copy of a list, rather than make a duplicate copy. The option only appears for lists for which the user is an owner or collaborator. A new parameter value (**link**) can be configured for the parameter **cms_entry_actions** (**Configuration > Leganto > LTI > Settings**). When the parameter value for the parameter **cms_entry_actions** is enabled (disabled by default) and is set to **all**, or **link** and **rollover**, the **Link course to this list** button is included as an option for reusing lists. When a combination of one or more parameter values (**course**, **file**, **rollover**) excludes the value **link**, the **Link course to this list** button is not presented as an option for reusing lists.

History of the Cold War
Published The History of the Cold War (2022-2023)

The Cold War continues to fascinate us, especially with popular TV shows and movies triggering a resurgence of interest. We will explore the history and primary themes, as well as how they are reflected in today's society.

2 instructors · Updated 2 days ago · 46 items in 7 sections

Link course to this list Duplicate list

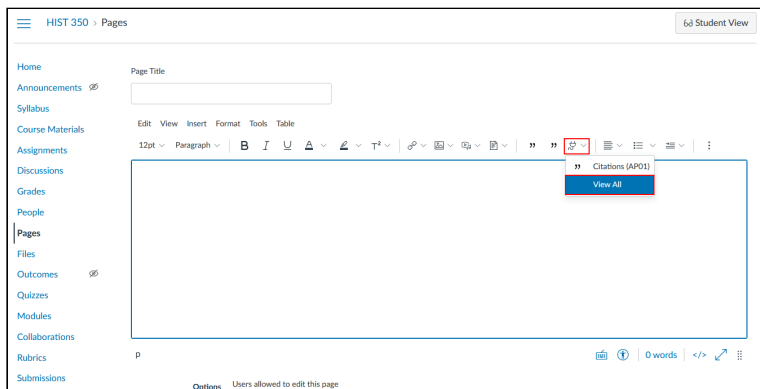
Link course to this list

For more information, see [Configuring Leganto UI Elements](#).

- **December 2023 Leganto New UI**

For institutions or users who are configured to use the new UI, the LMS Editor Button integration in the learning

management system (LMS) now displays the new UI. This development is relevant only for institutions that have integrated Leganto with the LMS using LTI 1.3 and have configured the Editor Button integration.

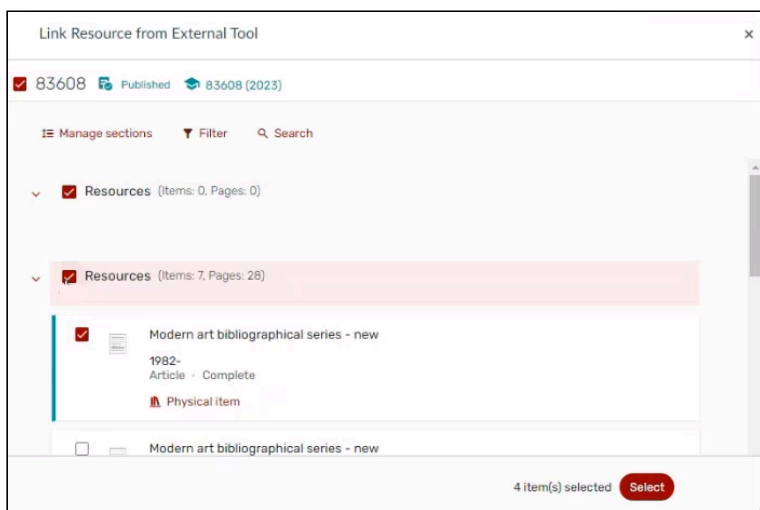


View All apps

For more information, see [Developer Network](#).

- **December 2023 Leganto New UI**

For institutions or users who are configured to use the new UI, the Link Selection integration in the learning management system will now display the new UI. This development is relevant only for institutions who have integrated Leganto with the LMS using LTI 1.3 and have configured the Link Selection integration.



Select sections/items

For more information, see [Developer Network](#).

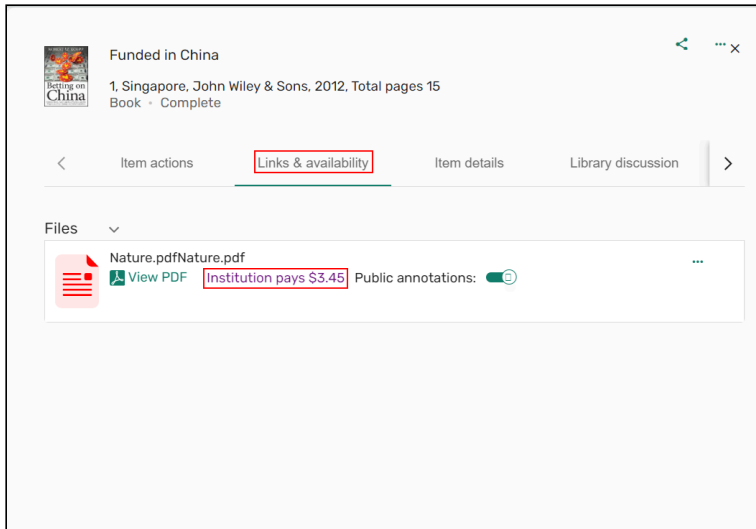
- **December 2023 Leganto New UI**

The new UI now supports user self registration. When a user accesses Leganto using an LTI link and does not have a corresponding user in Alma, if **first name**, **last name**, or **email address** are set as mandatory fields (**Configuration > User Management > User Details > User Registration Form**), but they are not supplied by the LMS, the user is prompted to enter these details to register before accessing the list. Otherwise, the user is created automatically, and directed to the list.

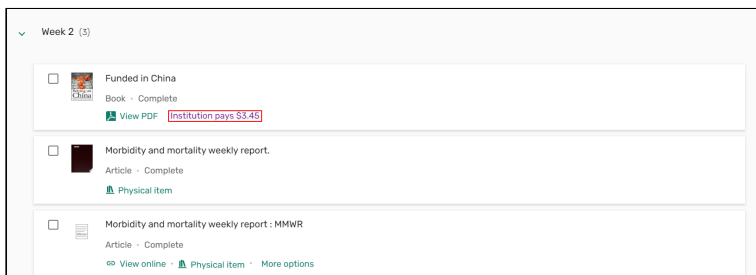
For more information, see [Configuring Patron Registration Forms](#).

- **December 2023 Leganto New UI**

The new UI now supports funded CCC licenses. When an item is licensed by a CCC-funded agreement, the link and price the institution pays are displayed to the instructor in the item brief view and on the **Links & availability** tab on full display and the brief view.



Full display - The CCC charge

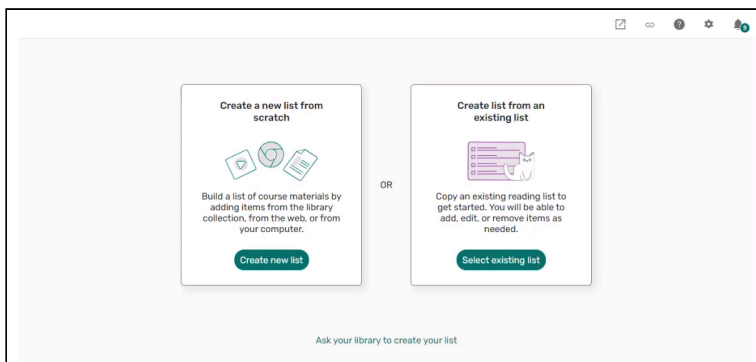


Brief view - The CCC charge

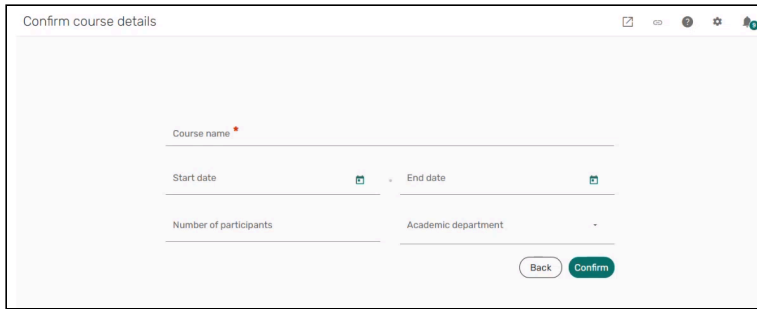
For more information, see [Enabling Integration with the CCC.](#)

- **December 2023 Leganto New UI**

The new UI now supports manually creating courses from LTI. When the **cms_entry_actions** ([Configuration > Leganto > LTI > Settings](#)) parameter value is set to **all** or **course**, and the parameter **create_course_automatically** ([Configuration > Leganto > LTI > Settings](#)) is set to **true**, and the parameter **default_processing_department** ([Configuration > Leganto > General > Settings](#)) is set, instructors accessing an LTI link for a course that does not yet exist in Alma can now create the course manually in the new UI. When logging in to your LMS, instructors are prompted to create a list from scratch or from an existing list, according to configuration. After making a selection, instructors are then prompted to fill in or confirm the course details. After the course information is entered, the course is created in Alma and the instructor moves to the next screen.



Create new list

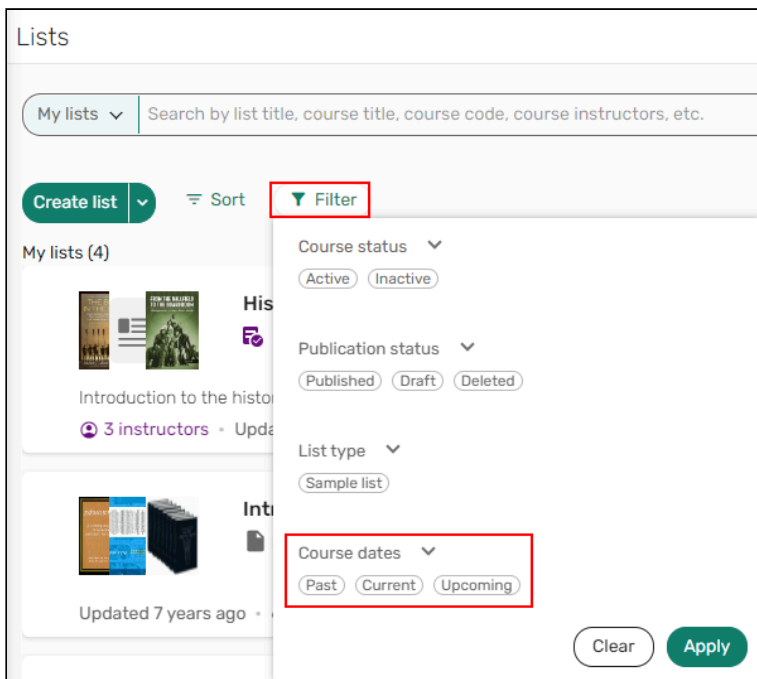


Confirm course details screen

For more information, see [Creating Courses Manually from an LTI Link](#).

- **December 2023 Leganto New UI**

When **Course dates** ([Configuration > Leganto > Features > Find List Settings](#)) is enabled (default disabled), lists in Leganto can be filtered by **Past**, **Current**, or **Upcoming** course dates.



Filter lists by Course dates

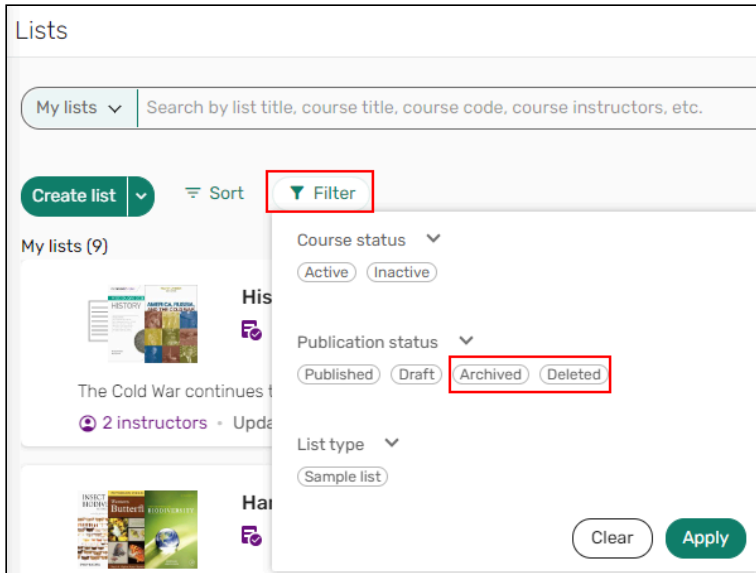
Note

Lists without courses are excluded from the **Course dates** filter.

For more information, see [Filtering Lists By Course Dates](#).

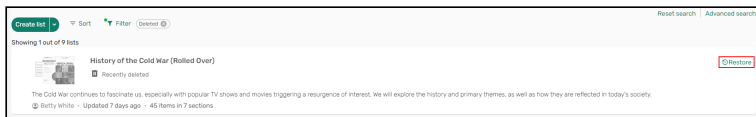
- **December 2023 Leganto New UI**

The new UI now supports archived and recently deleted lists. Instructors can now filter lists in Leganto by recently deleted, and when configured, by archived lists (**archived_lists** ([Configuration > Leganto > Features > Leganto Features](#)) is set to **true**). Recently deleted and archived lists are excluded from the lists view by default.




Archived and Deleted list filter

Deleted lists can be restored in Leganto. When restoring a deleted list, the list is restored with a Draft publication status.



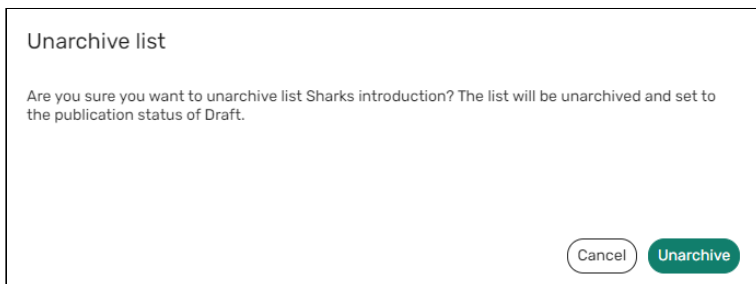
Deleted list

Archived lists can be unarchived in Leganto.



Archived list

When unarchiving a list, the list is restored with a Draft publication status.




Unarchive list

For more information, see [Deleting a List](#) and [Archiving a List](#).

- **December 2023 Leganto New UI**

Based on customer feedback, when **browzine_api_key** and **browzine_client_id** ([Configuration > Leganto > General > External Integrations](#)) are configured, the **Read article** (BrowZine) link is now available for users from the brief view as well as the full view.

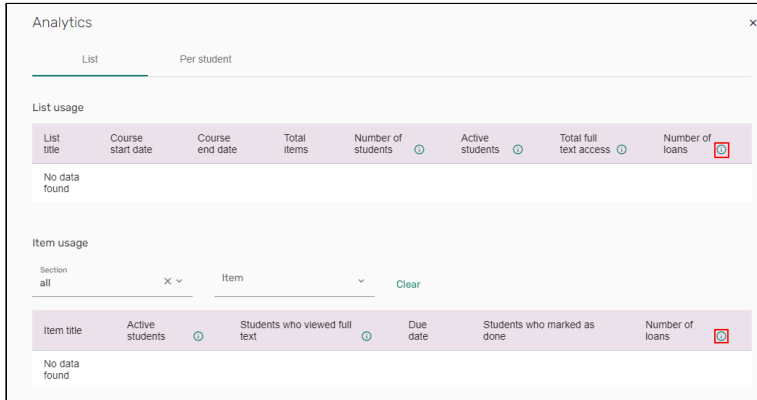


Read article from brief view

For more information, see [Enabling Third Iron's LibKey Functionality](#).

- **December 2023 Leganto New UI**

The instructor-facing analytics reports in Leganto now includes a tooltip with more information about the **Number of loans** column. The analytics reports will display when the parameter **list_analysis** (**Configuration > Leganto > Features > Leganto Features**) is configured.

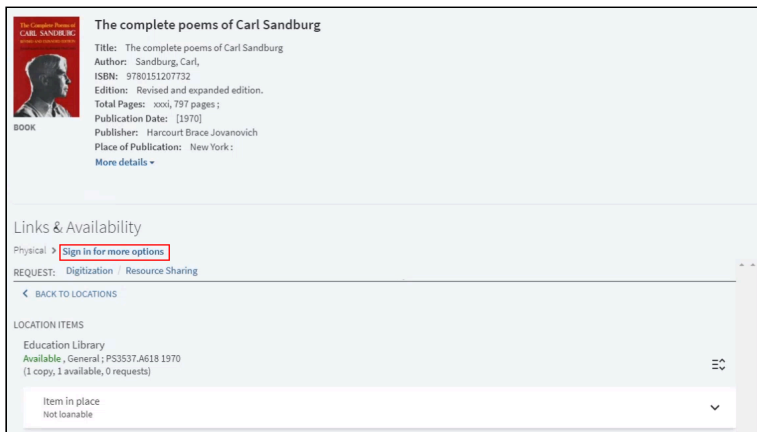


Analytics - Number of loans

For more information, see [Viewing Student Usage](#).

- **December 2023 Leganto**

From the November release, guest users experiencing difficulty logging into Primo VE can use the Leganto **Sign in for more options** link rather than the Primo VE login form. From the December release, when **display_primo_ve_login** (**Configuration > Leganto > Discovery > Primo Settings**) is set to *false* (default *true*), you can hide the Primo VE login banner so that only the Leganto sign in option is displayed.



Leganto sign in link

For more information, see [Configuring Availability for Citations Grouped in Leganto and Primo](#).

- **December 2023 Leganto**

Several fixes were made in the classic UI and in the new UI to support accessibility. Additional accessibility fixes will be available in the new UI in the January release.

- **November 2023 Leganto**

Leganto's existing functionality for **Parent** lists has been renamed **Sample** lists, to better reflect that the reading list

can be used as a sample set of resources for other lists. Sample lists make it easy for instructors to re-use all or some of the resources from a list that has been marked as a **Sample** list. For example, the library might make a list of recommended materials on a certain topic as a starting point for instructors, or an academic department might create a list of resources that will form the basis for all sections of a course. This list can be marked as a **Sample** list which can be easily discovered and shared. Instructors can copy **Sample** lists, or copy sections or items from **Sample** lists to their own lists.

All references to **Parent** labels were removed and replaced with **Sample**.



Sample list

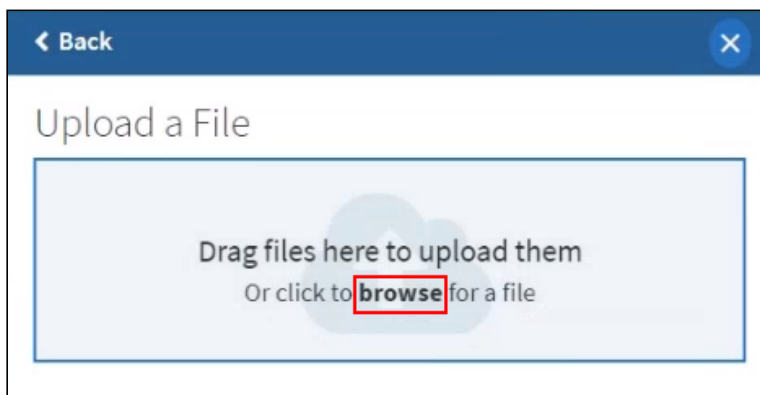
For more information, see [Marking a List as a Sample List](#).

- **November 2023 Analytics**

The value for the **Reading List Type** field (Course Reserves > Reading Lists) was changed from **Parent** to **Sample List** to better indicate that the reading list is used as a sample set of resources for other lists.

- **November 2023 Leganto**

In the Classic UI, HTML tags are now supported in the file component **Description** (code `citation.edit.drag.file.or`. **Configuration > Leganto > General > Labels - Classic UI**). This is already supported in the new UI.




Bold formatted label

For more information, see [Uploading a File](#).

- **November 2023 Leganto**

When exporting citations with multiple authors to RIS format, each author now exports to a separate AU field. Additionally, editors are exported to a separate ED field.



Multiple authors in a RIS file

For more information, see [Exporting or Printing a List](#) and [Exporting Items in Bulk](#).

- **November 2023 Leganto New UI**

The NERS development "Offer Citation Replacement for an Existing Citation," which was originally released in April 2023, is now available in the new UI. If `replacement_suggestion_auto_replace` (**Configuration > Leganto > Features > Leganto Features**) is set to **false**, when relevant, a banner is displayed indicating that there are new editions available for the list.

Note

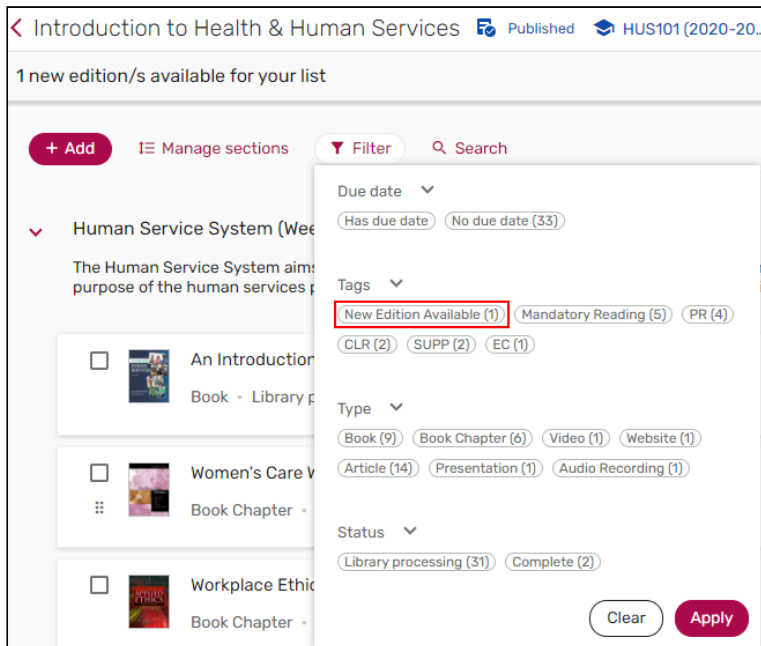
The banner is only displayed for Librarians, Leganto Course Operators, and List Owners.



Show editions


Instructors can select the banner to see items with new edition suggestions.

Instructors can also filter to see items with new editions using the New Edition Available tag.



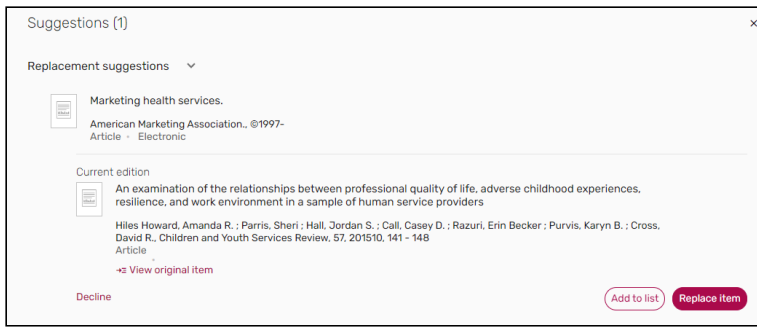
New Edition Available Filter Tags

The details of the Replacement suggestions are viewable from the Suggestions pane and the Related items tab on the Full details of an item.



Replacement suggestions in the Suggestions pane

Selecting the suggested item opens the full suggestion, which includes the details of the original item and a link to the original item. From either the Suggestions pane or the Related items tab of the original item, instructors can choose to replace the item, which re-links the citation to the new MMS ID, updating the citation metadata. Other existing information about the citation, including usage information, tags, and notes, is preserved. The instructor can instead choose Add to list, which keeps the original item and adds the suggestion as an additional resource on the list. Alternatively, the instructor can choose to decline the suggestion, which removes the suggestion and the tag.

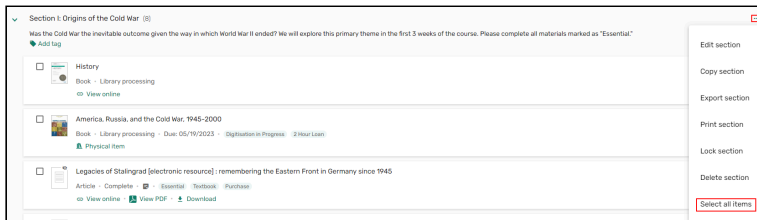


Option to Replace Item, Add to list, or Decline replacement

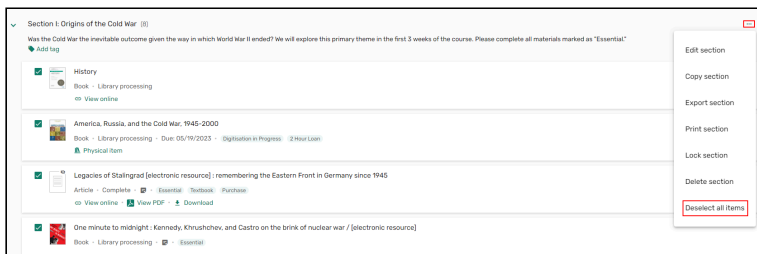
For more information, see [Offering a Citation Replacement for an Existing Citation.](#)

- **November 2023 Leganto New UI**

When the parameter **select_all_items** (**Configuration > Leganto > UI > Section Menu**) is set to **Yes** (default), the section action list now includes a **Select all items/Deselect all items** action to either select all items or deselect all items in a section.



Select all items section action

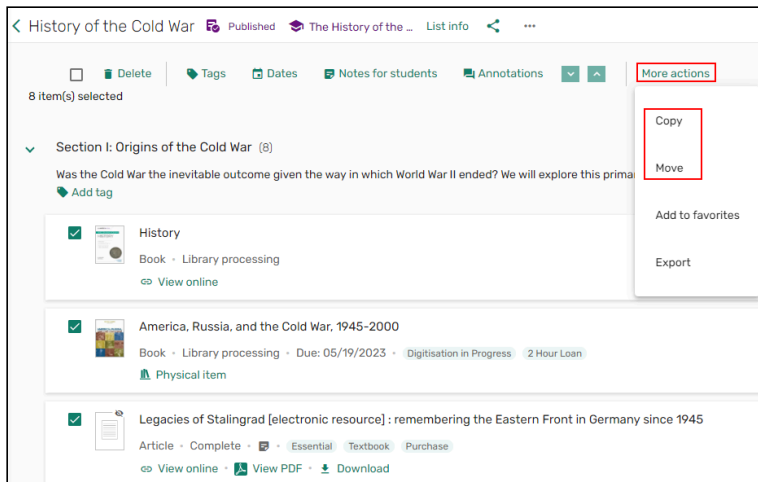


Deselect all items section action

For more information, see [Editing Items in Bulk.](#)

- **November 2023 Leganto New UI**

Items can now be copied and moved in bulk. Items are added to the bottom of the selected section.



Copy and move bulk actions

Note

These bulk action options are only available when less than 10 items are selected.

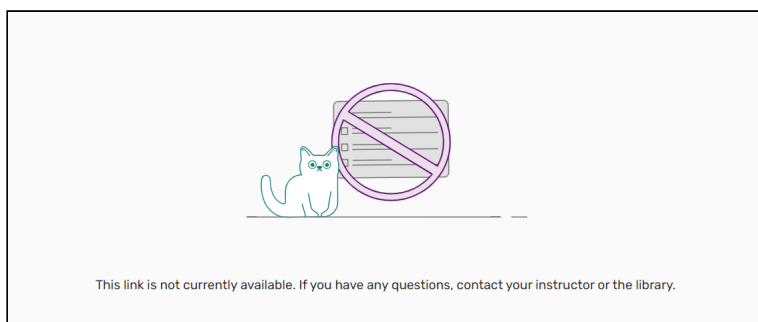
Note

These actions can only be applied for lists that are not locked and lists you own.

For more information, see [Editing Items in Bulk](#).

- **November 2023 Leganto New UI**

When an item is not available, various messages are displayed to the user indicating why an item is not available or not viewable.



Link unavailable message

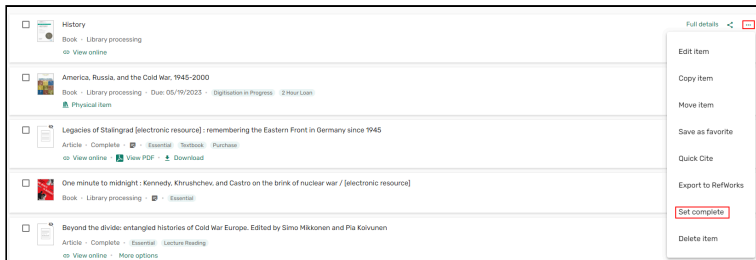
The following labels can be configured (**Configuration > Leganto > General > Labels - NUI**):

- list.noAccess.archvied
- list.noAccess.visibilityDate.end
- list.noAccess.guest
- list.noAccess.draft
- list.noAccess.notSubscribed
- list.noAccess.visibilityDate.start

For more information, see [Availability Messages in Leganto](#).

- **November 2023 Leganto New UI**

Leganto course operators can now set items as complete from the item action list in Leganto.

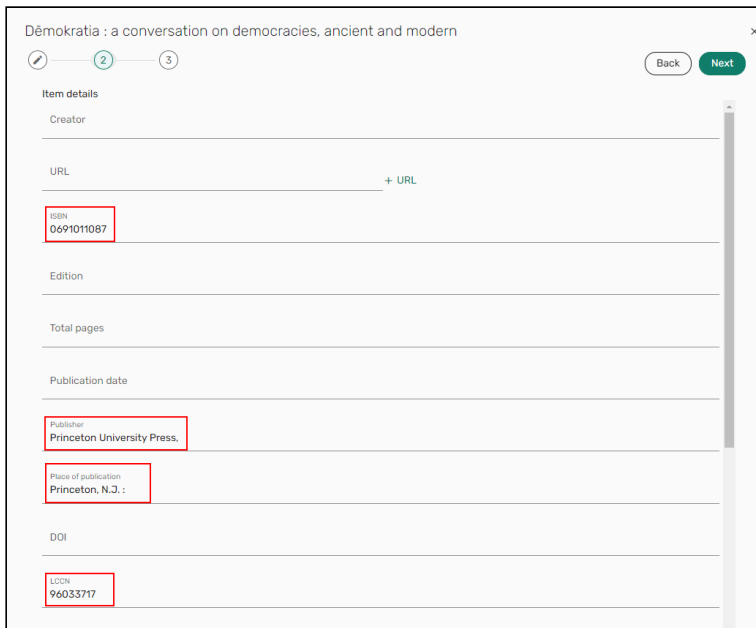


Set complete item action

For more information, see [Setting Items as Complete](#).

- **November 2023 Leganto New UI**

Leganto can now enrich citations with additional metadata based on the ISBN. When adding a manual entry and entering an ISBN, the metadata now auto-populates based on bibliographic records in the library's inventory.

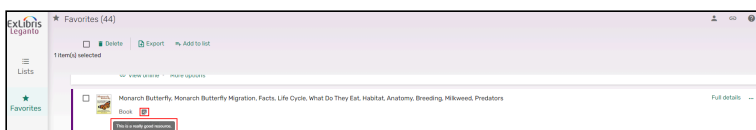


Manual entry metadata

For more information, see [Adding an Item Manually](#).

- **November 2023 Leganto New UI**

Based on customer feedback, the text for a private note is now displayed when hovering over the note icon on the brief view.




Note text when hovering over a note

For more information, see [Private Notes](#).

- **November 2023 Leganto New UI**

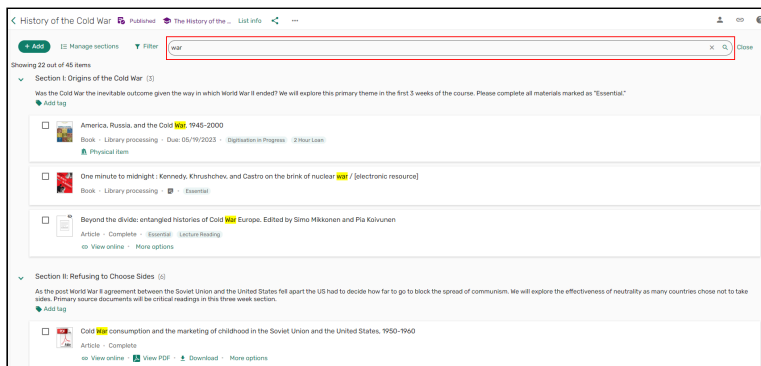
Based on customer feedback, the banner for draft lists now includes an option to **View list as student**.



View draft list as student

- **November 2023 Leganto New UI**

Based on customer feedback, search terms are now highlighted when searching a list.



Highlighted search terms

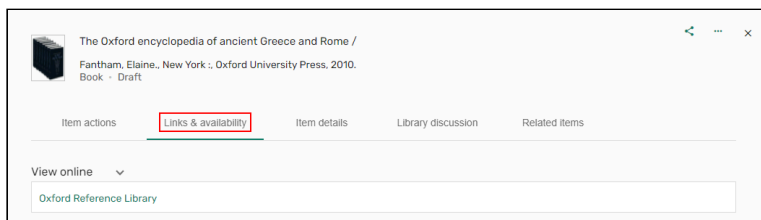
For more information, see [Searching Lists and Items](#).

- **November 2023 Leganto New UI**

Based on customer feedback, when selecting **More details**, the default tab is now the **Links & availability** tab. The **Related items** tab is now listed last.

Note

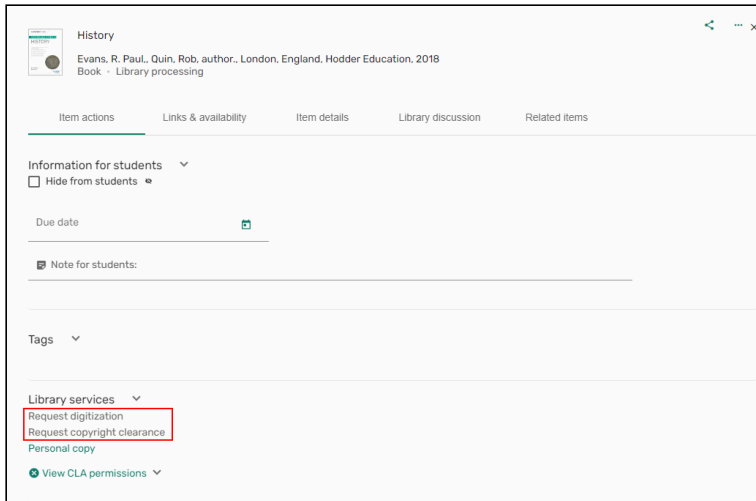
When viewing other formats & editions or suggestions from the replace suggestion functionality, the default tab displayed is the **Related items** tab.



Default tab - Links & availability

- **November 2023 Leganto New UI**

Based on customer feedback, in quick edit mode, the digitization and copyright options no longer appear when these options are not applicable. These options are still displayed as disabled in the full view.

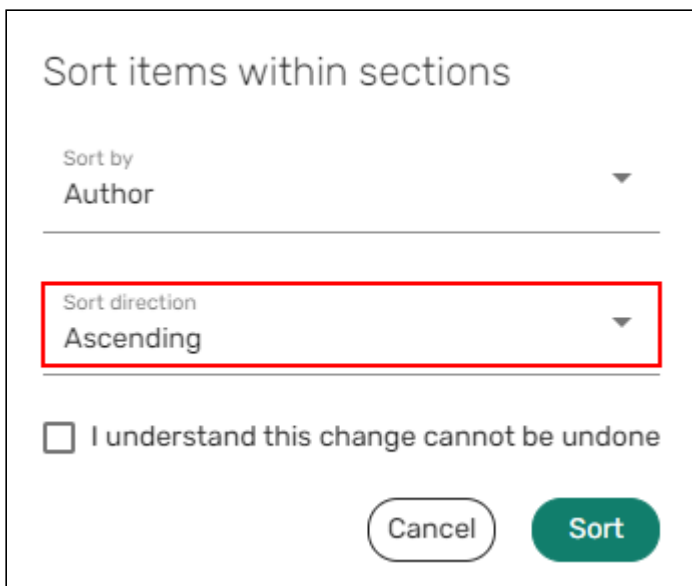


Full details Item actions

For more information, see [Submitting Digitization/Copyright Clearance Requests to the Library](#).

- **November 2023 Leganto New UI**

Based on customer feedback, the default **Sort direction** when using the list **Sort items within sections** action now defaults to **Ascending**.

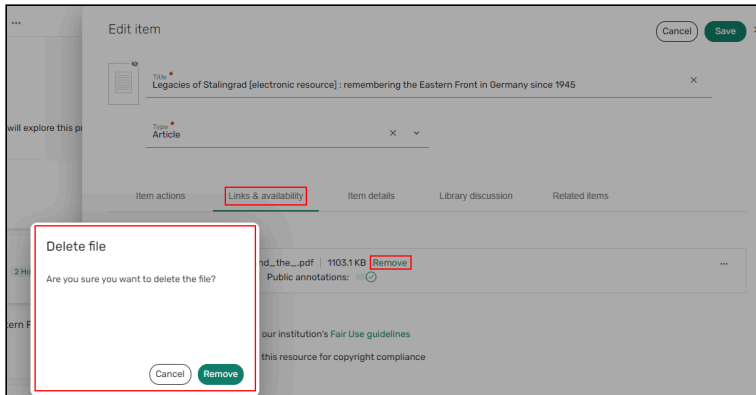


Default sort section direction

For more information, see [Ordering Items Within a Section](#).

- **November 2023 Leganto New UI**

Based on customer feedback, a confirmation message is now displayed when deleting a file from the Edit item pane.



Delete file confirmation message

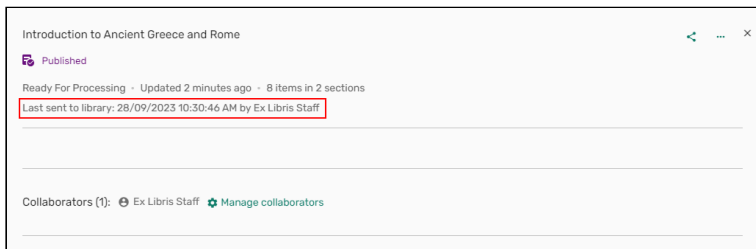
For more information, see [Managing an Item's Files](#).

- **November 2023 Leganto New UI**

Based on customer feedback, the **Order citation in sections** action is now only available from the Full list view.

- **November 2023 Leganto New UI**

Based on customer feedback, when a list is sent to the library, the details of who sent the list and when the list was sent now appear in the **List info**. These details are available after a list is published and are only visible to list administrators. These details update if an item is added to a published list.

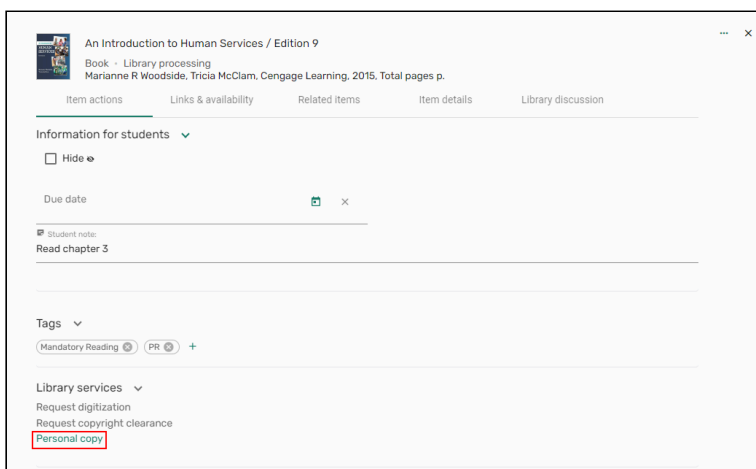


Last sent to library details

For more information, see [Sending to Library](#).

- **September 2023 Leganto**

You can now configure which material types can be marked as personal copies. When **instructor_personal_copy_exclusions** is configured ([Configuration > Leganto > Features > Leganto Features](#)) with any of the codes listed in the Reading List Citation Secondary Types table ([Configuration > Fulfillment > Courses > Citation Material Type](#)), those citation types do not have the option to be set as **Personal copy**.



Personal copy

- **September 2023 Leganto**

Cite It is now optimized for ProQuest One topic pages.

- **September 2023 Fulfillment - Course Reserves**

To support bulk updates of URLs, when **SourceURL** is configured (**Configuration > Leganto > General > Field Normalization**), when **Update source URL** is checked, you can now update citation URLs in bulk when the **Reading List Citation Update Task** job (**Admin > Manage Jobs and Sets > Monitor Jobs**) runs.

Note

The **Update source URL** checkbox is hidden when the **Delete citations** checkbox is checked.

The image shows a configuration dialog box titled "Field Type" with a close button (X) in the top right corner. The dialog contains the following fields:

- Field Type:** A dropdown menu with "SourceURL" selected. This field is highlighted with a red rectangular box.
- Regular Expression:** An empty text input field.
- Normalization Method:** A dropdown menu with "Concat to end" selected.
- Replace With:** An empty text input field.
- Add Row:** A blue button located at the bottom right of the dialog.

At the top of the dialog, there are two options: "Import" and "+ Add Row" with a dropdown arrow.

Bulk update Source URL

Update source URL

For more information, see [Manual Jobs on Defined Sets](#).

- **September 2023 Leganto**

Leganto holds a static CDI link for the citation. Previously, if the CDI linking information changed, such as a change to the **Collection ID**, the link broke. It is now possible to update URLs from CDI in bulk. If **Update URLs from CDI** is checked when the **Reading List Citation Update Task (Admin > Manage Jobs and Sets > Monitor Jobs)** job runs, those links are now updated on Leganto lists.

Note

In cases where a hidden link changed, when the update job runs, the list link will no longer be hidden after receiving the update.

Link to update

For more information, see [Manual Jobs on Defined Sets](#).

- **September 2023 Leganto**

When **Expiration Days (Configuration > Leganto > LTI > Course Management System Roles)** is set for a role, if a user with that role accesses Leganto after the expiration date, Leganto automatically extends that expiration date to enable those user roles to continue accessing Leganto.

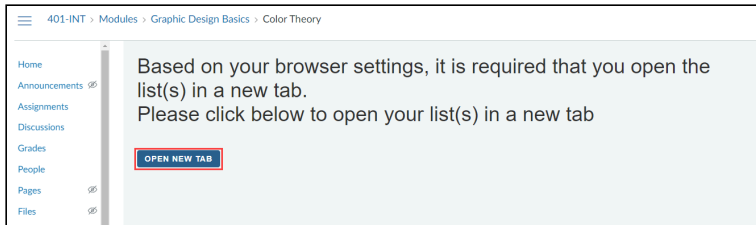
Enabled	LTI Profile	CMS Role	Expiration Days	Course Instructor	Updated By	Last Updated
1	All	Teacher	365	True	ex_lmpl	11/01/2021

Expiration Days

For more information, see [Mapping CMS Roles to Instructors in Leganto](#).

- **September 2023 Leganto**

When accessing Leganto from an LMS, if browser settings are set to block third-party cookies, the **OPEN NEW TAB** button is now only displayed until it is selected. After selecting the button, the page must be refreshed for the button to be available again.



Open Leganto in a new tab

For more information, see [Displaying Leganto in a New Tab](#).

- **September 2023 Leganto**

Since the embedded file type handling table is no longer in use, the table was removed from Leganto.

- **August 2023 Leganto**

Leganto now displays availability information filtered by library view based on your Primo settings. When the parameter **filter_holdings_by_library_view** (**Configuration > Leganto > Discovery > Primo Settings**) is set to **true** (default **false**), when a holding is available at a location that is disabled (**Configuration > Discovery > GetIt Configuration > Primo View to Libraries**), Leganto will no longer display availability for those holdings.

Note

This feature only applies to Primo VE.

For more information, see [Configuring Leganto UI Elements](#).

- **August 2023 Leganto**

For security purposes, LTI 1.3 users need to update the following URLs in their LTI integration profile (**Configuration > Leganto > LTI > Integration Profiles**) **TOOL CONFIGURATION DETAILS**:

- **Public Keyset URL**
 - Old: <https://canvas.instructure.com/api/lti/security/jwks>
 - New: <https://sso.canvaslms.com/api/lti/security/jwks>
- **Access Token URL**
 - Old: <https://canvas.instructure.com/login/oauth2/token>
 - New: <https://sso.canvaslms.com/login/oauth2/token>
- **Authorization Request URL**
 - Old: https://canvas.instructure.com/api/lti/authorize_redirect
 - New: https://sso.canvaslms.com/api/lti/authorize_redirect

For more information, see [Minor LTI 1.3 Changes](#).

- **August 2023 Leganto**

When creating a list without sections using the API, a default section is created. For more information, see the

[Developer Network.](#)

- **August 2023 Fulfillment - Course Reserves**

It is now possible to use the customization wheel to add the Course ID to the Alma courses table display. Additionally, this column is included in the Excel file export. The ID column is hidden by default.

Code	ID	Section	Name	Academic Department	Processing Department	Instructor	Status	Start Date
1 83608	27049155000...	-	History of Time		Main Library	-	Active	15/06/...
2 444	24944227000...	-	Human Interactions	Social Sciences	Main Library	Multiple	Active	09/02/...

Course ID

- **July 2023 Leganto**

For institutions whose **AUGMENTATION** profile (**Configuration > General > External Systems > Integration Profiles**) is configured to work with CrossRef so that citations containing a DOI with additional metadata can be enriched automatically when a citation containing a DOI is added, the DOI URL (<http://dx.doi.org>) is now supported.

- **July 2023 Analytics**

As a reminder, the language field was added as an optional metadata field in the June release. In July, the **Language** field was also added to the following locations. It displays the language of the citation:

- Course Reserves > Citation Metadata Details
- Leganto Instructor Usage > Citation Metadata Details
- Leganto Student Usage > Citation Metadata Details

- **June 2023 Leganto**

You can now use the Leganto API to update reading lists that are not associated with course, i.e. **EXLIBRIS_DEFAULT_COURSE**, using the following URL:

```
http://environment/almaaws/v1/courses/default/reading-lists/
```

For more information, see [Developer Network - Courses](#).

- **June 2023 Leganto**



Idea Exchange

You can now specify the language for a citation.

To enable, add a bibliographic mapping rule (**Configuration > Fulfillment > Courses > Bibliographic Mapping Rules**), the Primo mapping (**Configuration > Leganto > Discovery > Primo Mapping**) or Summon mapping.

```
rule "Display - ISSN"
  when
    MARC is "022" "a"
  then
    set citation:"issn" to MARC:"022" subfields "a"
  end

rule "Display - Language 041"
  priority 10
  when
    MARC is "041" "a"
  then
    set citation:"language" to MARC:"041" "a"
  end

rule "Display - Note"
  when
    MARC is "500" "a"
  then
    set citation:"note" to MARC:"500" subfields "a"
```

Drools configuration

Additionally, enable the language citation field mapping (**Configuration > Leganto > UI > Citation Field Mapping**) for relevant material types.

Enabled	Type	Source1 Combo	Order	More Details	Mandatory	Type
<input checked="" type="checkbox"/>	Audio Recording	Title	1	No	Yes	Book
<input checked="" type="checkbox"/>	Audio Recording	Author	2	No	No	null
<input checked="" type="checkbox"/>	Audio Recording	source	3	No	No	Language
<input checked="" type="checkbox"/>	Audio Recording	Pages	4	No	No	Order
<input checked="" type="checkbox"/>	Audio Recording	Publisher	5	No	No	12
<input checked="" type="checkbox"/>	Audio Recording	Publication Date	6	No	No	More Details
<input checked="" type="checkbox"/>	Audio Recording	Start Page	1	Yes	No	No
<input checked="" type="checkbox"/>	Audio Recording	End Page	2	Yes	No	Mandatory
<input checked="" type="checkbox"/>	Audio Recording	Edition	3	Yes	No	No
<input checked="" type="checkbox"/>	Audio Recording	Journal/Book Title	4	Yes	No	

Language citation mapping

The language field then appears in the metadata and on the Item form.

What is Modern Art? Defining and Exploring Modern Art (Rolled Over) > Defining and Exploring Modern Art Movements

"Art" ✓


Title: "Art"
Author: Reza, Yasmina.
ISBN: 0571190146 (pbk) :
Total Pages: 63 p. ;
Publication Date: 1996.
Publisher: Faber
Place of Publication: London :
language: eng
More details ▾

Optional Reading X Add tags to item

Language field for metadata

Edit item

[Click here to drag or upload a file](#)


 Title*: "Art"

Author: Reza, Yasmina.

Type*: Book

URL: [+ Add URL](#)

Public note:

Due Date: 

ISBN: 0571190146 (pbk):

Edition:

Total Pages: 63 p.:

Publication Date: 1996.

Publisher: Faber

Place of Publication: [London](#):

language: eng

Item language field

Note

There is no out-of-the-box configuration for this feature.

Note

This feature will be available in analytics in a future release.

• **June 2023 Analytics**

The **Leganto List Last Published By** field was added to Course Reserves > Reading Lists. It displays the last publisher of the reading list.

• **May 2023 Leganto**

The possible values of the **cite_it_filter** configuration (**Configuration > Leganto > List Management > Course Reserves Automatic Statuses**) were changed to blocked and allowed, as requested by the DEI focus group, and set values are automatically updated.

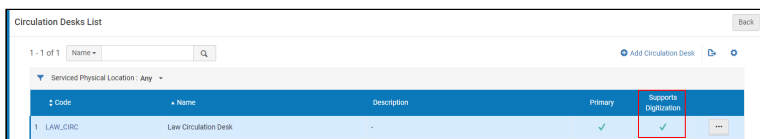
• **May 2023 Leganto**

Leganto no longer tries to locate resources that are added to a reading list using the Rialto search scope in Leganto.

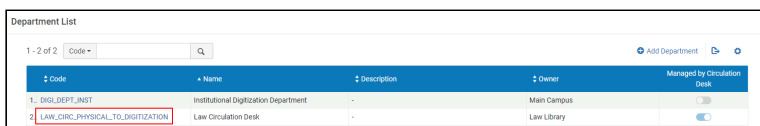
For more information, see [Enabling the Rialto Search Scope](#).

- **April 2023 Leganto SF: 05333132**

You can now set the default digitization department for digitization requests initiated from Leganto to be a circulation desk rather than a digitization department. When **Supports Digitization** is enabled for a Circulation Desk (**Fulfillment > Circulation Desks**), a code is created for the Digitization Departments (**Configuration > Fulfillment > Digital Fulfillment > Digitization Departments**), and the **managing_department** parameter (**Configuration > Leganto > List Management > Copyright Settings**) can now be set to use that code for the circulation desk.



Supports Digitization enabled for a circulation desk



Auto-generated circulation desk code

Mapping Table

parameter key	parameter module	parameter value	free text description
1 assign_to	system	ext_impl	The user name of the librarian
2 associate_course_approved_copyright	system	false	allow instructor to associate a
3 CCC_renew_threshold	system		Required for institutions using
4 copyright_declaration_notice	system	all	Show Copyright declaration fc
5 copyright_source	system		The default source for copyrig
6 dcs_digitization_request	fulfillment	false	Automatic digitization reques
7 grace_period_days	system	0	Extension to copyright availab
8 instructor_copyright_clearance	system	course_association	Enable the instructor to submi
9 instructor_digitization_electronic	fulfillment	false	Enable the instructor to requ
10 instructor_digitization_request	system	course_association	Enable the instructor to submi
11 managing_department	system	LAW_CIRC_PHYSICAL_TO_DIK	The managing department co
12 require_date_range	system	true	Digitization request must inch

Managing department circulation desk code

- For more information, see [Configuring Leganto Copyright-Related Procedures](#).

- **April 2023 Fulfillment - Course Reserves SF: 06572598**



Idea Exchange

You can now use the Leganto API to update citation tags. Use the following PUT method, containing a URL with the course ID, reading list, reading list ID, citation, citation ID, and the word **tags**. The body must include the tags you want the citation to include. For example:

If the body `<citation_tag>` is empty, all tags are removed from the citation.

For more information, see [Developer Network - Courses](#).

- **April 2023 Analytics**

The below fields were added to the following out-of-the-box Leganto Analytics reports:

- Leganto Instructors Usage - Lists KPIs:
 - Course start date – the date the course started
 - Course end date – the date the course ended
 - Total items – the total number of citations
 - List title – the name of the list
- Report2: Leganto Instructors Usage - Citation Usage:
 - Citation title – the title of the citation
 - Section Id – the ID of the section
 - Due date – the due date of the citation

- **March 2023 Leganto**

When the **mark_as_broken** (**Configuration > Leganto > Features > Leganto Features**) is set to `all`, the **Mark as broken** link now appears even when a citation only contains hidden links, so that students can report when links are missing.

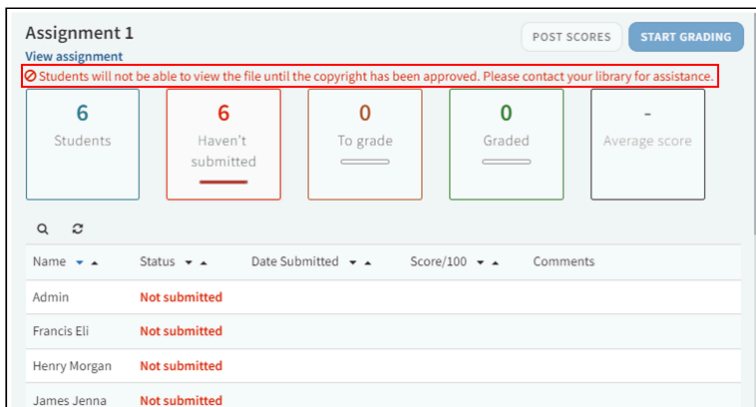


Mark as broken

For more information, see [Enabling Broken Link Reporting](#).

- **March 2023 Leganto SF: 06412395**

The **asgmt.file.copyright.not.approved.msg.instructor** label (**Configuration > Leganto > General Labels**) for configuring the assignment dashboard copyright statement now supports HTML.



An HTML-formatted assignment dashboard copyright statement

- **March 2023 Leganto**

You can now set the order of copyright options and enable the default setting for the File Upload Copyright Options (**Configuration > Leganto > List Management > File Upload Copyright Options**).

Note

When no order is set, the order appears according to the order in the Mapping Table.

Mapping Table

Values Notes

Import Add Row

Enabled	Target Code Text	Name	Text	Copyright Status	Order	Last Updated	
<input checked="" type="checkbox"/>	Self-declared	Self-declared	Self-declared	Self-declared	2	enLmpfl	19/02/2023
<input type="checkbox"/>	customer-label	This file was authored by n	Self-declared	Self-declared	1	enLmpfl	19/02/2023
<input type="checkbox"/>	customer-label.link	Fair Use	Fair Use	Fair Use	3	enLmpfl	19/02/2023

Set the File Upload Copyright Options order and default

Upload a File

File name: DOI.png (29305 bytes)

This file was authored by me and does not require copyright clearance

Self declared

Fair Use

Upload a File Copyright Options order as per configuration

For more information, see [Configuring File Upload for My Collection or as Citations](#).

- **March 2023 Analytics**

The **Total Full text Access** column was added to the **Leganto Instructors Usage - Lists KPIs** and **Leganto Instructors Usage - Citation Usage** out-of-the-box reports. This new column displays the sum of the **Number of Full Text Views** and **Number of Files Downloaded** fields from Leganto Student Usage > Student Usage.

- **February 2023 Leganto**

Libraries that are reusing reading lists can now reset the request for a review date, making it easier to monitor submitted reading lists. The **Reading List Bulk Update** job (**Admin > Manage Jobs and Sets > Run a Job**) **Reset options** now includes an option to **Reset request for review**.

Run a Job - Enter Task Parameters

Remove owner: All Select owner

Remove course associations:

Reset options:

Reset library discussion:

Reset student discussion:

Reset likes:

Reset suggestions:

Reset number of citation views:

Reset reading list visibility dates:

Reset section visibility dates:

Reset citation due date:

Reset public annotations:

Reset request for review:

Reset faculty-facing reports:

Reset request for review

When the **Reset request for review** option is checked, the **Current Request for Review**, **Review Requester**, and **Initial Request for Review** columns on a reading list are reset.

Reading Lists Task List (1 - 20 of 4,581)

Code	Name	Status	Assignee	Owner/s	Alerts	Due Back Date	Current Request for Review	Review Requester	Initial Request for Review
TH162-01-Weiss(1)	Religious Quest: Comparative Perspective II (1)	Being Prepared	Howard, Amy	-	-	-	-	-	-
REL9113	REL9111 - Religion, Ethics and Society	Complete	-	-	01/03/2...	-	-	-	-

Reset columns on the Reading Lists Task List

For more information, see [Manual Jobs on Defined Sets](#).

- **February 2023 Fulfillment - Course Reserves**

For Norwegian customers, files available from Bolk now only display to students when permitted according to the permissions set in Leganto. For example:

- Files for citations which are not marked as complete do not display to students
- Files only display when access to materials is allowed according to the publishing visibility

- **February 2023 Fulfillment - Course Reserves**

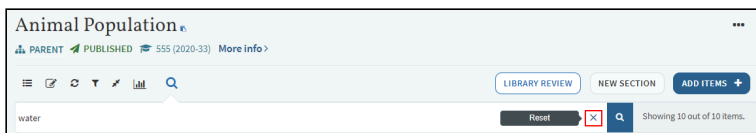
The **No List Expected** field was added to the Course dimension in the Leganto Student Usage, Leganto Instructor Usage Events, Course Reserves, and Requests subject areas. (Possible values: `Checked` and `Unchecked`). It indicates if the **No List Expected** checkbox is selected on the course record in Alma or not. For more information on this checkbox, see [Indicating that Courses Deliberately Have No Reading List](#).

- **January 2023 Leganto**



Idea Exchange

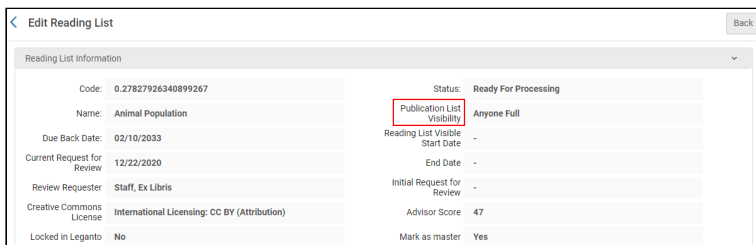
Previously, when selecting the **Reset X** after searching for items within a list, the search term cleared, but the results remained. Now when selecting the **Reset X** after searching for items within a list, the search term clears and the results are reset.



Reset search

- **January 2023 Leganto**

To describe the attribute more accurately and match the analytics term, the **Publication Status** attribute was changed to **Publication List Visibility**.



Publication List Visibility label

- **January 2023 Leganto SF: 06528866**

When exporting a file to RIS, the Y1 field now only includes the YYYY digits so that when the RIS is imported, the publication year populates as expected.

- **January 2023 Fulfillment - Course Reserves**

The **Reading List Type** field was added to the Reading Lists dimension in the Leganto Student Usage, Leganto Instructor Usage Events, and Course Reserves subject areas. It indicates if the reading list is designated as the master list. Possible values are `Master` and blank (no value).

Note

The **Master** label will be changed to **Parent** in February.

January 2023 Fulfillment - Course Reserves SF: 06481498

The **Start Page 2** and **End Page 2** fields were added to the Citation Metadata Details dimension of the Leganto Student Usage, Leganto Instructor Usage Events, and Course Reserves subject areas. They display an additional start and end page.

Note

The **Number of Pages** field now displays the number of pages between the **Start Page** and **End Page** fields and the **Start Page 2** and **End Page 2** fields.

In addition, the names of the **Article Number of Pages**, **Article Start Page**, and **Article End Page** were changed to **Number of Pages**, **Start Page**, and **End Page**.

January 2023 Fulfillment - Course Reserves

The following field names were changed in Analytics for better clarity and consistency:

New Name	Old Name	Location
Course Created By	Course Creator	<ul style="list-style-type: none">Course Reserves > CoursesLeganto Student Usage > Reading ListsLeganto Instructor Usage > CoursesRequests > Request for Course
Reading List Created By	Reading List Creator	<ul style="list-style-type: none">Course Reserves > Reading ListsLeganto Student Usage > Reading ListsLeganto Instructor Usage > Reading Lists
Number of Suggestions	Leganto List Num of Student Suggestions	<ul style="list-style-type: none">Course Reserves > Reading ListsLeganto Student Usage > Reading ListsLeganto Instructor Usage > Reading Lists
Section Created By	Section Creator	<ul style="list-style-type: none">Course Reserves > Leganto Reading List SectionsLeganto Student Usage > Reading List SectionsLeganto Instructor Usage > Reading List Sections
Citation Created By	Citation Creator	<ul style="list-style-type: none">Course Reserves > Reading List CitationsLeganto Student Usage > CitationsLeganto Instructor Usage > CitationsPurchase Requests > Reading List Citations
Number of Files Downloaded	Number of Files Download	Leganto Student Usage > Student Usage
Number of Student Comments	Students Discussions	Leganto Student Usage > Student Usage

Resolved Issues

- **December 2023 Leganto SF: 06920750**
In some cases, thumbnail images were not displayed in Leganto. This was fixed.
- **December 2023 Leganto New UI SF: 06918619**
Previously, the calendar week start day was Sunday rather than Monday. This was fixed.
- **December 2023 Leganto New UI SF: 06904269**
Previously, the Add tags label were all controlled by a single label. These labels are now controlled by two separate labels (**Configuration > Leganto > General > Labels - New UI section.add_tag** for section tags and **citation.add_tags** for citation tags).
- **December 2023 Leganto SF: 06897267**
In some cases, the **Author** and **Publisher** metadata was missing when using Cite It! This was fixed.
- **December 2023 Analytics SF: 05331127**
The **Usage** for Reading Lists was not registered as Leganto usage in the Link Resolver subject area. This was fixed.
- **December 2023 Leganto New UI SF: 06894237 06895851 06903192**
Some search scopes were displayed even though they were disabled. This was fixed.
- **December 2023 Leganto New UI SF: 06887303 06934064 06938959**
In some cases, after adding an item, an incorrect question was displayed for the instructor. This was fixed.
- **December 2023 Leganto New UI SF: 06887292**
Previously the **Add tag** option appeared even when there were no tags to add. This was fixed.
- **December 2023 Leganto SF: 06777498 06880112**
Previously, when performing a RIS import, the located resource was not displayed in the **Links & Availability**. This was fixed.
- **December 2023 Leganto SF: 06840458**
In some cases, the incorrect processing department operator was assigned to the Reading List. This was fixed.
- **December 2023 Leganto SF: 06814632**
The Highlight
icon remained selected when switching from the **My notes** tab to the **Class discussion** tab. This was fixed.
- **December 2023 Analytics SF: 06780952**
In some cases, last year's usage data changed after the course was rolled over. This was fixed.
- **December 2023 Leganto SF: 06780638**
There was a refreshing issue when deleting notes/comments on PDF annotations. This was fixed.
- **December 2023 Leganto SF: 06740404**
A tooltip now explains why the Highlight
icon is disabled on the **Class discussion** tab of an annotation.
- **December 2023 Leganto SF: 06686189**
In some cases, Cite it! did not generate purchase request tags. This was fixed.
- **December 2023 Leganto SF: 06616429**
In some cases, an error was generated when creating an itemized set type for courses from an Excel file. This was fixed.
- **November 2023 Leganto SF: 06916356**
In some cases, some of the **File Upload Copyright** option text was not visible. This was fixed.

- **November 2023 New UI SF: 06885411**
Previously, the new UI displayed the PDF in a new tab even when `pdf_use_leganto_viewer` ([Configuration Menu > Leganto > Features > Leganto Features](#)) was set to `false`. This was fixed.
- **November 2023 New UI SF: 06871041**
In cases where no lists existed and a new list was added, the list was not visible on the Lists page until the page was refreshed. This was fixed.
- **November 2023 Leganto New UI SF: 06871188 06898247**
In some cases, translations were not applied to the Library search scope. This was fixed.
- **November 2023 Leganto SF: 06838758**
In some cases, digitization requests were approved even when the total percentage exceeded the total copyright percentage amount allowed. This was fixed.
- **November 2023 Leganto SF: 06858494**
The **Advanced** search button appeared when it should have been hidden. This was fixed.
- **November 2023 Leganto New UI SF: 06908348**
When uploading a folder from the **Upload files**, the files were not displayed in the Upload files screen. This was fixed.
- **November 2023 Leganto SF: 06839580**
In some cases, when using Cite It!, Summon links were receiving the `citation_primo_url` ([Configuration Menu > Leganto > List Management > Course Reserves Automatic Statuses](#)) status rather than `cite_it_filter`. This was fixed.
- **November 2023 Leganto SF: 06847326**
For Primo VE users, in cases where the banner does not properly display the sign in link for guest users, when `display_primo_ve_login` ([Configuration > Leganto > Discovery > Primo Settings](#)) is set to `false`, a **Sign in for more options** link is now displayed instead of the banner.
- **November 2023 Leganto SF: 06847150**
In some cases, the customer label did not appear for the **File upload copyright** options. This was fixed.
- **November 2023 Leganto SF: 06916910**
Previously, exporting lists and sections to RefWorks did not work. This was fixed.
- **November 2023 Leganto SF: 06757180**
A `null` value was added to the XML of the Leganto Detailed Notifications Email letter. This was fixed.
- **November 2023 Leganto SF: 06834020**
The `citation.necessity.Mandatory` ([Configuration > Leganto > General > Labels - Classic UI](#)) label was removed as it is no longer relevant.
- **November 2023 Leganto SF: 06557429**
Previously, the parameter `require_date_range` ([Configuration Menu > Leganto > List Management > Copyright Settings](#)) settings did not work correctly. This was fixed.
- **November 2023 Leganto SF: 06815543**
The `iframe_height` ([Configuration > Leganto > LTI > Settings](#)) **free text description** was updated to include a more direct URL on the Developer Network.
- **November 2023 Leganto SF: 06521864**
When sorting citations by the **Created By** date, citations were instead sorted by the **Modified By** date. This was fixed.
- **October 2023 Leganto SF: 06873955**
When using the Enrich citations with DOI feature, metadata that was already present was added a second time. This was fixed.
- **October 2023 Leganto SF: 06890374**
The citation displayed the code rather than the **Hide link** label for hiding links. This was fixed.

- **September 2023 Leganto SF: 06823261**
When automatically enriching data using the DOI, the DOI URL format was not correct. This was fixed.
- **September 2023 Leganto SF: 06803495**
In some cases, the Primo Mapping **Concat** option did not concat subfields. This was fixed.
- **September 2023 Leganto SF: 06812405**
Some help videos pointed to the wrong place. This was fixed.
- **September 2023 Leganto SF: 06764265 06815513**
Previously, the Resource Locate process did not run when an item was manually added to a list and **Title_Author** was enabled in the Locate Citation by Fields table (**Configuration > Fulfillment > Courses > Locate Citation by Fields**). This was fixed.
- **September 2023 Leganto SF: 06807751**
When adding an article using a DOI number, the **Publication date** was incorrect. This was fixed.
- **September 2023 Leganto SF: 06731958**
In some cases, changes to a course Name were not saved. This was fixed.
- **September 2023 Leganto SF: 06769624**
When rolling over a list, if the rollover copyright status was set to Copy, the Grace Period After End Date information was not included in the rolled over list. This was fixed.
- **September 2023 Leganto SF: 06476206**
In some cases, the **Reading List Citation Process and Enrich** job (**Admin > Manage Jobs and Sets > Run a Job**) located types that should not have been located. This was fixed.
- **September 2023 Leganto SF: 06759323**
For some styles, Quick Cite generated citations with double quotes (" ") rather than single quotes (' '). This was fixed.
- **September 2023 Leganto SF: 06706429**
In some cases, the **Reading List Citation Process and Enrich** (**Admin > Manage Jobs and Sets > Run a Job**) Job Report indicated **Resource locate match found** even in cases where the resource was not located. This was fixed.
- **September 2023 Leganto SF: 06717650**
Previously, the My list **Sort by: Title** was sorted according to Alma titles. Now, when the parameter **list_name_sort_natural_order** (**Configuration > Leganto > List Management > Settings**) is set to `true`, the titles sort according to the Leganto list sort. When the parameter is set to `false`, the titles are sorted according to the Alma list sort.
- **September 2023 Leganto SF: 06597964**
In some cases, Owners were not added to reading lists courses. This was fixed.
- **September 2023 Leganto SF: 05331127**
Leganto sources were excluded from the Alma Link Resolver Usage report. This was fixed.
- **August 2023 Release Update Leganto**
There are no issues for the August Release Update.
- **August 2023 Leganto SF: 06771585**
When adding an **E** record that also has a **P** record related to the record, the message indicated that the item was available at **more locations** rather than just one location. This was fixed.
- **August 2023 Leganto SF: 06696021**
When opening a **Find Lists** share link, Leganto did not open a full search query results. This was fixed.
- **August 2023 Leganto SF: 06793923**
Leganto did not return Rapido results when enabled in the **Primo View**. This was fixed.
- **August 2023 Leganto SF: 06784918 06792641 06792653 06796541**
In some cases, the **Section** menu was cut off. This was fixed.

- **August 2023 Leganto SF: 06782004**
After locking a section, the menu option drop down did not immediately appear. This was fixed.
- **August 2023 Leganto SF: 06757414**
When updating the citation status from Alma, the modification date did not change. This was fixed.
- **August 2023 Leganto SF: 06755465**
In some cases, physical items were hidden in student view. This was fixed.
- **August 2023 Leganto SF: 06757180**
The **Notifications - instructors (Configuration > Leganto > Features)** table did not include the "You have joined a new reading list as a collaborator" message. This was fixed.
- **August 2023 Leganto SF: 06757762**
It was not possible to run the **Activate/Deactivate courses** job using the API. This was fixed.
- **August 2023 Leganto SF: 06726695**
In some cases, the DCS Synchronize job did not update the **DCS Status** to **Approved**. This was fixed.
- **August 2023 Leganto SF: 05331127**
Leganto sources were excluded from the Alma Link Resolver Usage report. This was fixed.
- **July 2023 Leganto SF: 06757525**
Previously, the **Year**, **Month**, and **Day** labels were missing from the blank form. This was fixed.
- **July 2023 Leganto SF: 05321084**
In some cases, the **Student View** included information that should not have been viewable to the student. This was fixed.
- **July 2023 Leganto SF: 06749610**
Previously, the **Other Formats & Editions** section was displayed for electronic items. This was fixed.
- **July 2023 Leganto SF: 06696021**
When sharing a link to a predefined **Find Lists** search, the **Simple/Advanced Search** button did not work. This was fixed.
- **July 2023 Leganto SF: 06740203**
In some cases, you were able to add an item to a locked list. This was fixed.
- **July 2023 Leganto SF: 06748050**
In some cases, Analytics was missing from Leganto. This was fixed.
- **July 2023 Leganto SF: 06736463 06698900 06698908 06719324**
When using the **Enrich by DOI** feature, fields were missing from the item. This was fixed.
- **July 2023 Leganto SF: 06722839**
Previously, when the **Citation's Total Pages** value for a Digitization Request was too complicated to be normalized properly, the **Resource Total Pages** showed **0** rather than returning an unmodified value so that digitization staff can resolve it manually. This was fixed.
- **July 2023 Leganto SF: 06729082**
Previously, the **Your search did not match any physical resource in the library. In order to request the resource from other libraries, please sign in.** message was not translated to the selected language. This was fixed.
- **July 2023 Analytics**
The Leganto dashboards failed after a new prompt was added to them. This was fixed.
- **June 2023 Leganto SF: 06737644**
The Section drop down list did not display properly. This was fixed.
- **June 2023 Leganto SF: 06738200**
When using the Expanded Reading List style, the chapter author and book title were missing from Word exports. This was fixed.

- **June 2023 Leganto SF: 06676661**
For citations without an MMS ID, when adding the **Place of Publication - Country** field to the Analytics report, none of the results were displayed. This was fixed.
- **June 2023 Leganto SF: 06689131**
Previously, the API did not return Library-Internal or Instructor-Library tags. This was fixed.
- **June 2023 Leganto SF: 06670751**
Previously, the UNIMARC rule for **additionalPersonName** did not work. This was fixed.
- **June 2023 Leganto SF: 06647910**
In some cases, when manually selecting a list action (delete, archive, purge) and running a bulk action, an error occurred. This was fixed.
- **June 2023 Leganto SF: 06662101**
All references to **Master** labels were removed and replaced with **Parent**.
- **June 2023 Leganto SF: 05304877**
The **End Page** field was missing from **Book Extract** types. This was fixed.
- **June 2023 Leganto SF: 05435574 05723098**
In some cases, reading lists were not associated with the correct course in Analytics. This was fixed for future data but not for historical data.
- **May 2023 Leganto SF: 06699651**
Citations added from Summon's direct link from ProQuest included a placeholder parameter that caused the link to break. This was fixed.
- **May 2023 Leganto SF: 06680750**
When using the QuickCite APA style, the first letter of the author's first name was missing. This was fixed.
- **May 2023 Leganto SF: 06659552**
Previously, when adding citations from EBSCO, a + was appended to the URL rather than the identifying institution. This was fixed.
- **May 2023 Leganto SF: 06659649**
When importing .lgn files to a reading list, the attributes were not reset. This was fixed.
- **May 2023 Leganto SF: 05321084 06704551**
In some cases, when using the **View list as a student** feature, the view did not properly represent the actual student view. This was fixed.
- **April 2023 Leganto SF: 06660440**
Citations added from external resources did not include the **Links & Availability**. This was fixed.
- **April 2023 Fulfillment - Course Reserves SF: 06655246**
In some cases, courses did not appear in Alma, but they did appear in Analytics. This was fixed.
- **April 2023 Leganto SF: 06653039**
Previously, retrieving course information from Primo using an MMSID was very slow. The speed has been increased.
- **April 2023 Leganto SF: 06630050**
The option to **Add tags to item** was missing from the Student View. This was fixed.
- **April 2023 Leganto SF: 06526087**
In some cases, the Leganto Physical item location did not match Primo's Get it. This was fixed.
- **April 2023 Leganto SF: 06629253**
When adding a course **From** date but not a **To** date, the **To** date was incorrectly populated with today's date rather than remaining blank. This was fixed.
- **April 2023 Leganto SF: 06558701 06558710 06559233 06620758 06656576 06665869 06668218**
In some cases, reading lists with items that are physically available took a significant amount of time to load. This was

fixed.

- **April 2023 Leganto SF: 06471606**
Previously, the maximum file size error message did not display the unit of MB. This was fixed.
- **April 2023 Leganto SF: 06328038**
In some cases, refreshing issues caused inconsistent search results when opening a reading list from a Primo record. This was fixed.
- **March 2023 Leganto SF: 06499977**
Quick Cite did not always display the additional person's name appropriately. This was fixed.
- **March 2023 Leganto SF: 06602672**
Previously, when **new_refworks** and **refworks_sso** ([Configuration > Leganto > General > External Integrations](#)) were both set to true, exporting citations to RefWorks failed. This was fixed.
- **March 2023 Leganto SF: 06625570**
When adding a citation using the blank form, the **Year** field was empty when the citation was sent to the DCS. This was fixed.
- **March 2023 Leganto SF: 06597799**
When PDF files were set to **ReadOnly**, the **Make File Downloadable** menu item displayed an error. This was fixed.
- **March 2023 Leganto SF: 06586029**
In some cases, users were unable to delete the last item in a **Collection**. This was fixed.
- **March 2023 Leganto SF: 06546785**
Previously, digitization requests for reading lists attached to multiple courses did not account for the total amount of students in all the courses for copyright clearance purposes. This was fixed.
- **March 2023 Leganto SF: 06527750**
Electronic resources with an assigned inventory management group did not appear as available in the repository. This was fixed.
- **March 2023 Leganto SF: 06520255**
Previously, the reading list requestor fields did not update after publishing a list sent to the library. This was fixed.
- **March 2023 Leganto SF: 06275257**
Previously, posting instructor notes on a reading list using the API did not post the note to Alma and overwrote existing library notes. This was fixed.
- **February 2023 Release Update Leganto**
There are no issues for the February Release Update.
- **February 2023 Leganto SF: 06353681**
The Citations Alternate Suggestions job did not list any **Electronic Resources** in the job report. This was fixed.
- **February 2023 Leganto SF: 06617691**
The hide toggle button was missing for physical items. This was fixed.
- **February 2023 Leganto SF: 06619985**
Citations added from an EBSCO search did not perform resource locating or create link resolver or article links. This was fixed.
- **February 2023 Leganto SF: 06595787**
Previously, the LTI system role mapping ignored the Enabled/Disabled parameter. This was fixed.
- **February 2023 Leganto SF: 06575653**
Previously, the field volume was not compatible with the **Type Book** citation. This was fixed.
- **February 2023 Leganto SF: 06589661**
In some cases, when items were added using Cite It! and connected to the libraries' holdings, the original URL was not added as a Note. This was fixed.

- **February 2023 Leganto SF: 06557709**
In some cases, Leganto citations pointed to the wrong resource/source. This was fixed.
- **February 2023 Leganto SF: 06578156**
In some cases, the **Resource locate no match found.** displayed on the Process and Enrich Citations in Bulk job report even when the resource was located. This was fixed.
- **February 2023 Fulfillment - Course Reserves SF: 06474685**
In some cases, data from deleted citations showed in analytics even though it should not have. This was fixed.
- **February 2023 Leganto SF: 06550768**
In some cases, the **Recent Changes** tab indicated that there was no content even though there was content. This was fixed.
- **February 2023 Leganto SF: 06506969**
Previously, when a citation's digitization request was automatically approved and sent to the DCS, the citation status did not update to the value assigned in the parameter **citation_copyright_approved**. This was fixed.
- **January 2023 Leganto SF: 06530718**
Previously, there was no option to translate the Citelt! **Grab here to drag this window** text. You can now add a translation for **citeit.greb.here** ([Configuration > Leganto > General > Labels](#)).
- **January 2023 Leganto SF: 06539784**
The list status label **citation.status.BeingProcessed** was missing from the Labels Code Table ([Configuration > Leganto > General > Labels](#)). This was fixed.
- **January 2023 Leganto SF: 06535083**
Instructor-Library tags did not appear on new citations until refreshing the page. This was fixed.
- **January 2023 Leganto SF: 06530290**
In some cases, permalinks from rolled over courses did not open the correct links when the course was published. This was fixed.
- **January 2023 Leganto SF: 06518583**
Citations with many tags did not include a scrollbar. This was fixed.
- **January 2023 Leganto SF: 06544357**
Citations with many tags did not include a scrollbar. This was fixed.
- **January 2023 Leganto SF: 06499977 06561578**
When using Quick Cite for citations using the Harvard CSL style, the references listed the second author as an editor. This was fixed.
- **January 2023 Leganto SF: 06483272**
In some cases, completed citations appeared in the **Ready for Processing** task list. This was fixed.
- **January 2023 Leganto SF: 06503914**
In Canvas, in some cases, PDFs were partially cut off by the right side panel. This was fixed.
- **January 2023 Leganto SF: 06482028**
In some cases, when running the **Course Bulk Update Job** to remove a list association, some courses that should have still been associated with the reading list were missing. This was fixed.
- **January 2023 Leganto SF: 0646569**
Previously, the Leganto UI language did not update until the page was refreshed. This was fixed.
- **January 2023 Leganto SF: 05329002 06287393**
CDI records for videos that use direct links included the citation metadata but not the link to the video. This was fixed.
- **January 2023 Leganto SF: 05318981**
Previously, the citation **Status** was changed from **Complete** to **Being prepared** when a list was duplicated. This was fixed.

- **January 2023 Leganto SF: 06530290**

Previously, when rolling over a list, the default was that shareable link pointed to the newest published list. Now, if **permalink_goto_newest** (**General > Settings**) is `false`, the shareable link points to the original list. The default for this parameter is `true`.