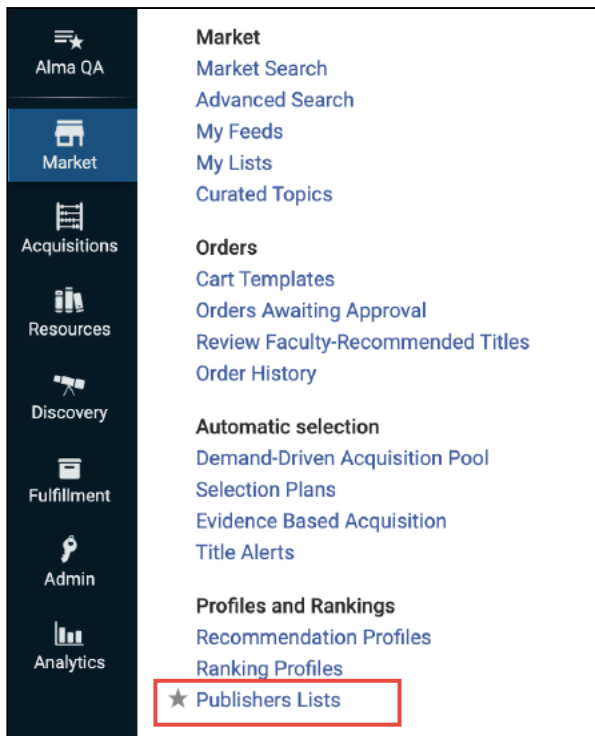


Publishers Lists

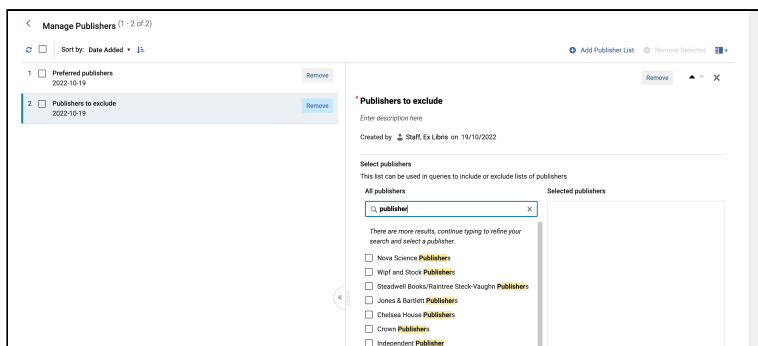
The following user roles are required to work with Publishers Lists:

- **Rialto Administrator**

Rialto enables administrators to create a list of publishers for other staff to include or exclude from queries. These publisher lists can be applied across multiple selection plans, title alerts, or recommendation feeds. Administrators can create one or more lists of publishers. List creation and modification can be accessed by selecting **Publisher Lists** from the side navigation under **Profiles and Rankings (Collection Development > Profiles and Rankings > Publishers Lists)**.



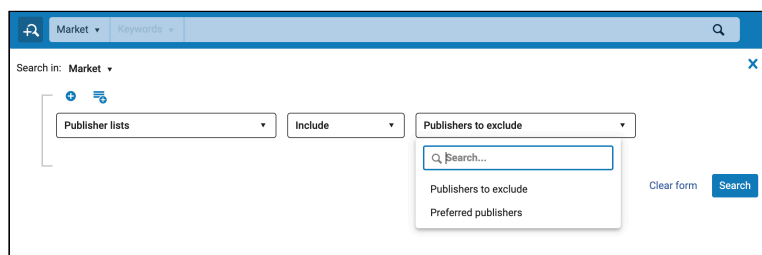
Publisher List page link from the side navigation



Publisher Lists page (Manage Publishers)

The query builder contains a new option **Publisher Lists**, where all other Rialto users can elect to include or exclude a list

from the results.



The screenshot shows a search interface with a header bar containing 'Market' and 'Keywords'. Below the header, there is a search bar with 'Market' entered. The main area contains three dropdown menus: 'Publisher lists', 'Include', and 'Publishers to exclude'. The 'Publishers to exclude' dropdown is open, showing a search input field with 'Search...' and two options: 'Publishers to exclude' and 'Preferred publishers'. To the right of the dropdowns are 'Clear form' and 'Search' buttons.

Publisher lists in the query builder

Note

The list of publishers will be consulted at the time that the query is executed (not only when saving the query). If the list changes between executions, the most recent list will be used.