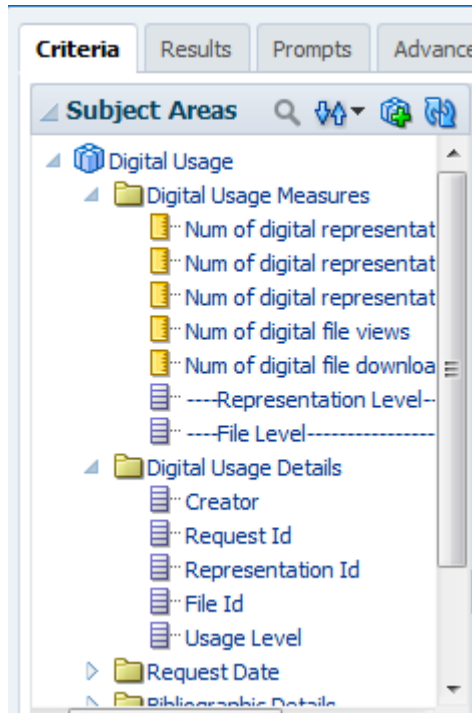


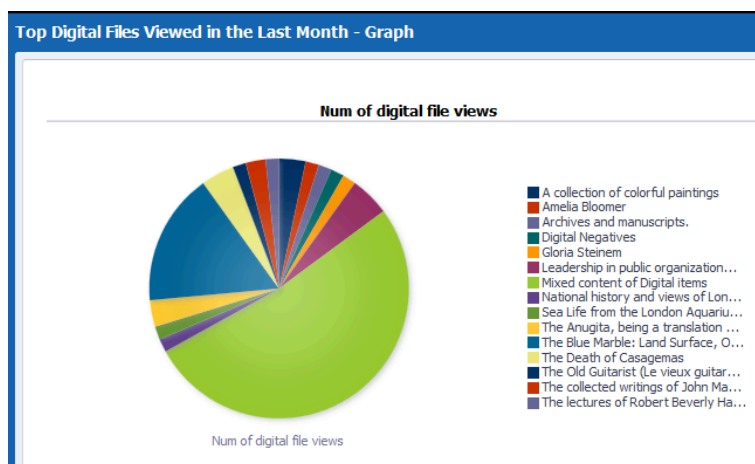
Digital

What reporting options are available for digital usage?

Alma Analytics supports a Digital Usage subject area, allowing for the generation of reports related to digital usage:



It is possible to report on a number of different elements related to digital usage - e.g. the number of digital file view over a period of time.



Or the number of digital downloads over a defined time period:

Number of Digital File Downloads

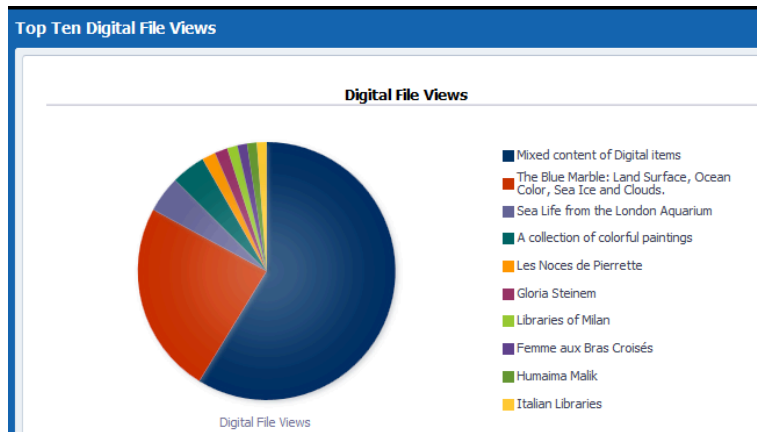
Title	Num of digital file downloads
A Feminist's Response to the Technologization of Discourse in British Universities	1
A Historical Overview of Women's Hysteria in Slovenia	1
Brain research	1
Femme aux Bras Croisés	2
Humaima Malk	1
Load PDF with thumb.png image	1
Mixed content of Digital items	5
Pride and prejudice : /	3
The Blue Marble: Land Surface, Ocean Color, Sea Ice and Clouds	9
The traveling of 'gender' and its accompanying baggage: Thoughts on the translation of feminism(s), the globalization of discourses, and representational divides	1
Women and Gender Studies, Italian Style	1
recording of van gogh	1

Can reports on digital inventory be generated?

The Digital Inventory subject area allows for creating reports concerning digital inventory. The subject area supports the following types of business questions:

- How many files and remote representation do we have in the repository, grouped by library?
- What is the last usage date of a specific file or representation?
- What is the total number of file downloads for a specific file?
- What is the size (in bytes) of a specific representation?
- What is the most widely used representation access right for digital inventory?
- How many representations and remote representations do we have in the repository by LC /Dewey classifications?

An example of a report on top digital file views:



Total views:

634