
Summon: Clients Mailing List: Signup Instructions

- **Product:** Summon
-

How do I sign up for the Summon Clients mailing list?

Active Summon subscribers have access to the Summon Clients Mailing list. The listserv provides:

- Connection with fellow Summon users
- Notifications about new enhancements and release information for Summon
- Notifications about new content and enhancements for CDI

Follow the instructions below to join the [general Summon listserv](#) and/or the [Summon API Developers Network](#).

Summon subscribers are also encouraged to join the Content list at content@exlibrisusers.org. To join additional Ex Libris lists, see [Mailing Lists](#).

Subscribing to the Summon Mailing List

Summon clients collaborate and share ideas using the mailing lists. In addition, announcements and best practices are sent to subscribers of the mailing list.

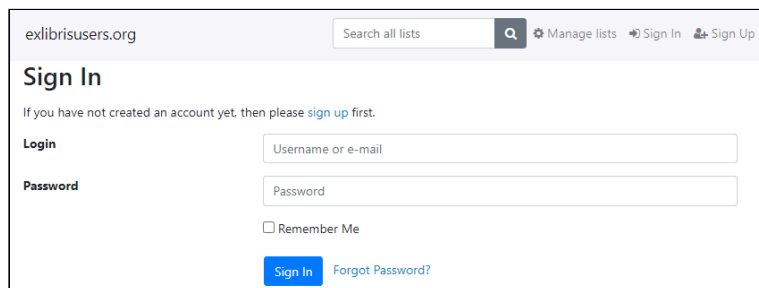
Note

To subscribe without creating an account, send **Subscribe** to summon-request@exlibrisusers.org.

To subscribe to the Summon mailing list:

1. Use the following link to access the Sign In page. If you do not have an account, see [Creating an Account](#).

<https://exlibrisusers.org/accounts/login/?next=/postorius/lists/summon.exlibrisusers.org/>



The screenshot shows the 'Sign In' page on the Ex Libris website. At the top, there is a search bar labeled 'Search all lists' and navigation links for 'Manage lists', 'Sign In', and 'Sign Up'. The main heading is 'Sign In'. Below it, a message states: 'If you have not created an account yet, then please [sign up](#) first.' There are two input fields: 'Login' (Username or e-mail) and 'Password'. Below these fields is a checkbox labeled 'Remember Me'. At the bottom of the form, there is a blue 'Sign In' button and a link for 'Forgot Password?'.

2. Fill in your account information and then select **Sign In** to open the Summon mailing list.

<https://exlibrisusers.org/postorius/lists/summon.exlibrisusers.org/>

Postorius Lists Archives mattp1120

Summon summon@exlibrisusers.org

Info

Summary

Ex Libris User Community Discussion List for Summon

To contact the list owners, use the following email address: *summon-owner@exlibrisusers.org*

Archives

Archives

Subscribe to this list

To subscribe you can send an email with 'subscribe' in the subject to summon-join@exlibrisusers.org or use the form below:

Your email address Primary Address (mattp1@clarivate.com) ▼

Subscribing via "Primary Address" will change subscription address when you change your primary address.

Your name (optional)

Delivery mode Regular ▼

If you select digests , you'll get posts bundled together (usually one per day but possibly more on busy lists), instead of singly when they're sent. Your mail reader may or may not support MIME digests. In general MIME digests are preferred, but if you have a problem reading them, select plain text digests. Summary Digests are currently equivalent to MIME Digests.

Delivery status Enabled Disabled

Set this option to Enabled to receive messages posted to this mailing list. Set it to Disabled if you want to stay subscribed, but don't want mail delivered to you for a while (e.g. you're going on vacation). If you disable mail delivery, don't forget to re-enable it when you come back: it will not be automatically re-enabled.

Subscribe

3. Fill out the form and then select **Subscribe**.
4. After you receive your confirmation email, please reply to it to finalize your subscription.

Creating an Account

An account allows you to manage your lists, place holds on your lists, view archives, and subscribe/unsubscribe to lists.

To create an account:

1. Use the following link to create an account.

<https://exlibrisusers.org/accounts/signup/?next=/accounts/login/>

2. Fill out the form and then select **Sign Up**.
3. After you receive the verification email, select the email's link to confirm your email address.

Posting to the Summon Mailing List

To post to the mailing list:

Send an email to the following address: summon@exlibrisusers.org.

Unsubscribing from the Summon Mailing List

If you do not have an account, send **Unsubscribe** to summon-request@exlibrisusers.org.

To unsubscribe from the Summon mailing list:

1. Use the following link to sign into your account:
<https://exlibrisusers.org/accounts/login/>
2. On the Summon Mailing List page, select **Unsubscribe**.

Subscription Address	Delivery status	Delivery mode	Manage	Unsubscribe
mattp1@clarivate.com	None	None	Manage Subscription	Unsubscribe

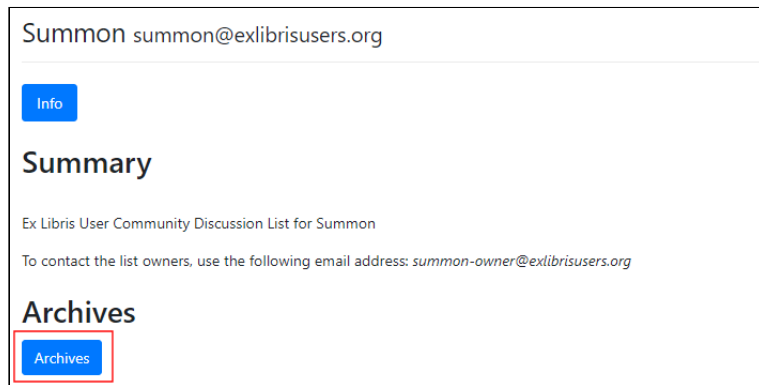
Viewing Archived Posts

To view an archive of posting to the Summon mailing list:

1. Use the following link to sign into your account:

<https://exlibrisusers.org/accounts/login/...brisisusers.org/>

2. On the Summon Mailing List page, select **Archives**.



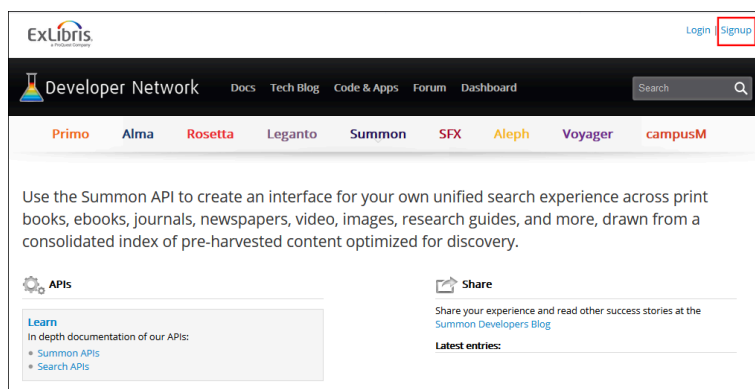
How do I register for the Summon API Developers Network?

The Summon API Developers Network is an additional resource for those who wish to collaborate and share API development experiences. To collaborate and learn more about the Summon API, open the following page:

<https://developers.exlibrisgroup.com/summon>.

To register for the Developers Network:

1. Open the following page: <https://developers.exlibrisgroup.com/summon>.



2. Click **Signup**.
3. Fill out the following form:

Personal Information Additional Info

First Name *

Please provide a first name

Last Name *

Email Address *

Username *

Please provide a username

Password *

Please enter a password

Re-Type your password *

By registering for the Ex Libris Developer Network, you agree to be bound by the site's Terms and Conditions, available here: <https://developers.exlibrisgroup.com/termsfuse>

If you are a developer of an Alma customer – an account has already been created for your institution. Please contact your institution's technical contact person in order to get an invitation to join the institution group.

For any question contact Information.Systems@exlibrisgroup.com

I accept the above *

Cancel Next Step Register Now

4. Click **Register Now**.
