

Ulrichsweb: Administration Console -- OpenURL

- **Product:** Ulrichs

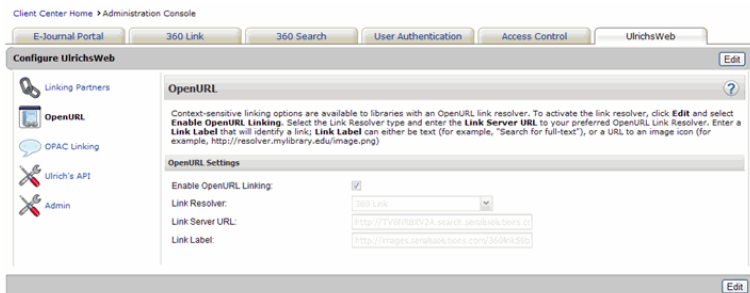
How do I configure OpenURL in the Ulrichsweb Administration Console?

Note

This page is part of a [larger set of documentation](#) about using the **Administration Console** to configure your Ulrichsweb service.

The **OpenURL** page in the **Ulrichsweb Administration Console** allows you to configure context-sensitive links to journals using your OpenURL link resolver. It also allows you to configure context-sensitive links to articles listed in **Table of Contents** pages.

Here is the initial **OpenURL** page in the **Ulrichsweb: Administration Console**:



To activate your link resolver, click **Edit** and follow these steps:

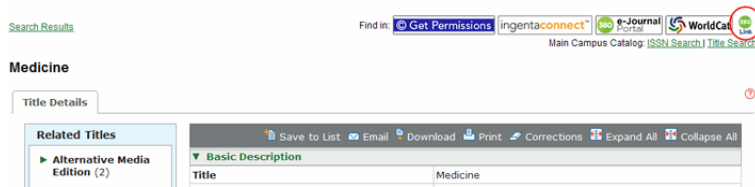
1. Check the **Enable OpenURL Linking** checkbox.
2. Select the **Link Resolver** type from the dropdown menu. The following six options are available in the **Link Resolver** type dropdown menu:
 - 360 Link
 - LinkSource
 - SFX
 - TOURResolver
 - WebBridge
 - Other
3. Enter your **Link Server URL to your preferred OpenURL link resolver** in the box provided (for example, http://resolverBaseURL.mylibrary.edu). This will allow your OpenURL link resolver to make context-sensitive links from an Ulrichsweb results page.
4. Enter your **Link Label** in the box provided. Link Label can either be text (for example, "Search for full-text") or a URL

to an image icon (for example, [_http://resolver.mylibrary.edu/image.png](http://resolver.mylibrary.edu/image.png)). This will determine what the OpenURL link resolver link on your Ulrichsweb Title Details page looks like.

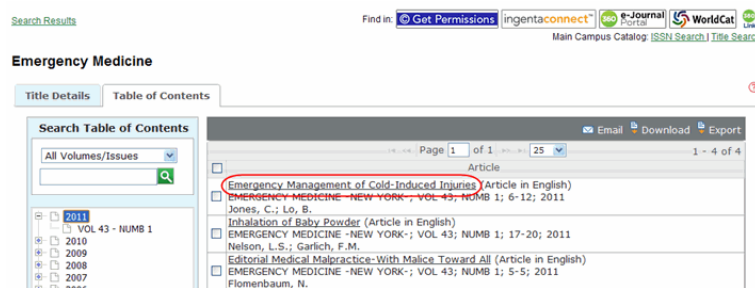
5. After you make changes, click **Save**, or click **Cancel** to discard your changes.

Changes to the **OpenURL** linking configuration will be visible to your Ulrichsweb patrons after you have clicked **Save**.

Here is an example of a library that has activated an OpenURL link resolver in Ulrichsweb:



When a patron navigates to an Ulrichsweb Title Details page, the patron will see the **Link Label** above the searched title name. When the patron clicks on the **Link Label**, your preferred OpenURL link resolver's results page will appear, where information about the searched title will be available:



When a patron navigates to an Ulrichsweb Table of Contents page, the patron will see that the **Article Titles** listed are live links. When the patron clicks on the **Article Title**, your preferred OpenURL link resolver's results page will appear, where information about the listed article will be available.

-
- **Date Created:** 9-Feb-2014
 - **Last Edited Date:** 21-Feb-2014
 - **Old Article Number:** 8888