

March 2018

Note

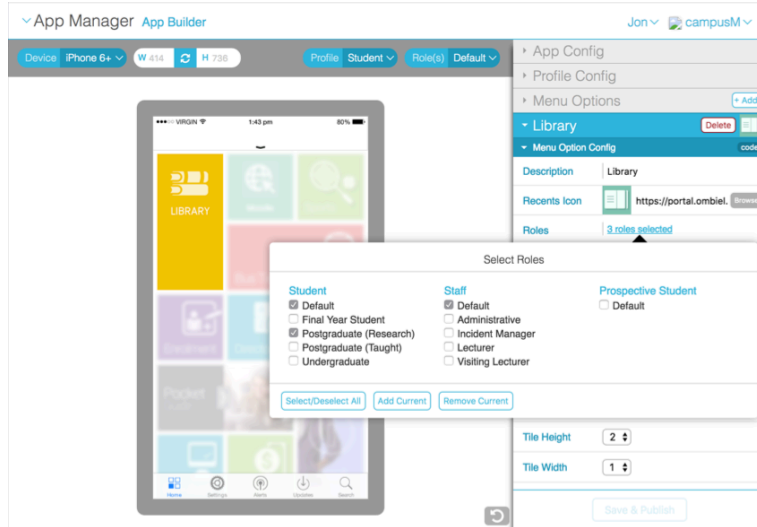
All sandbox apps (also known as customer beta apps or dev apps) will be moved to the latest version on February 19, 2018 as part of campusM's monthly release. Hockey app builds for native apps will be made available during the week of February 19, 2018. This version will be available to deploy to live from March 5, 2018.

New Features

App Builder: Roles in Alphabetical Order



Coming from Ideas Exchange: In the App Builder, roles now appear sorted as follows: uppercase sorted alphabetically, followed by lowercase sorted alphabetically.



Roles List

App Builder: Tile Style Changes

Previously, as part of the redevelopment of the home screen to enable personalization, certain tile style properties were changed or removed. New tile style properties were added to replace the removed styles, and additional, obsolete styles were removed.

Corner Radius

The screenshot shows the App Builder interface. On the left, a mobile app preview is displayed with a grid of tiles. The top-left tile, labeled 'LIBRARY', is highlighted with a red rectangular box. On the right, the configuration panel is open to the 'Profile Config' section. Under the 'Tile Style' category, the 'Corner Radi...' property is set to '50' and is also highlighted with a red rectangular box. Other visible properties include 'IOS Color', 'IOS Header Text', 'iPad Header (...', 'Menu Options', and 'Library'. A 'Save & Publish' button is located at the bottom right of the configuration panel.

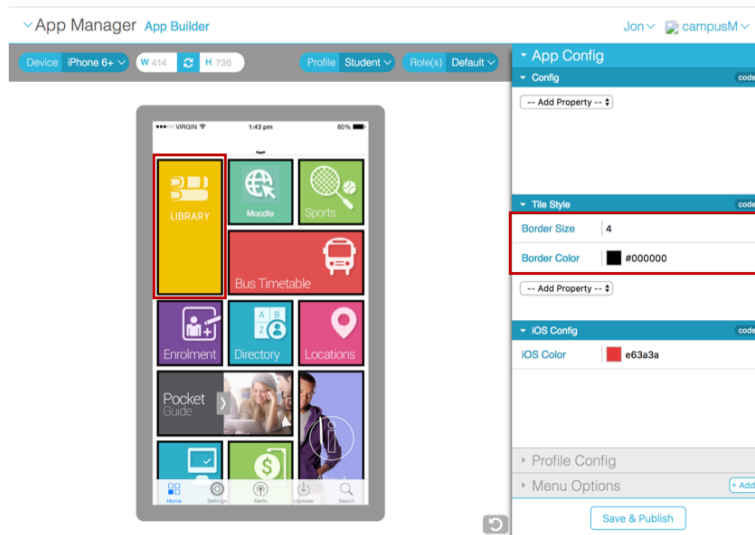
Corner Radius

Text Overlay

The screenshot shows the App Builder interface. On the left, a mobile app preview is displayed with a grid of tiles. The tile labeled 'Library' is highlighted with a red rectangular box. On the right, the configuration panel is open to the 'Profile Config' section. Under the 'Tile Style' category, the 'Text Overlay' property is set to 'show overlay' and is highlighted with a red rectangular box. Other visible properties include 'IOS Color', 'IOS Header Text', 'iPad Header (...', 'Menu Options', and 'Library'. A 'Save & Publish' button is located at the bottom right of the configuration panel.

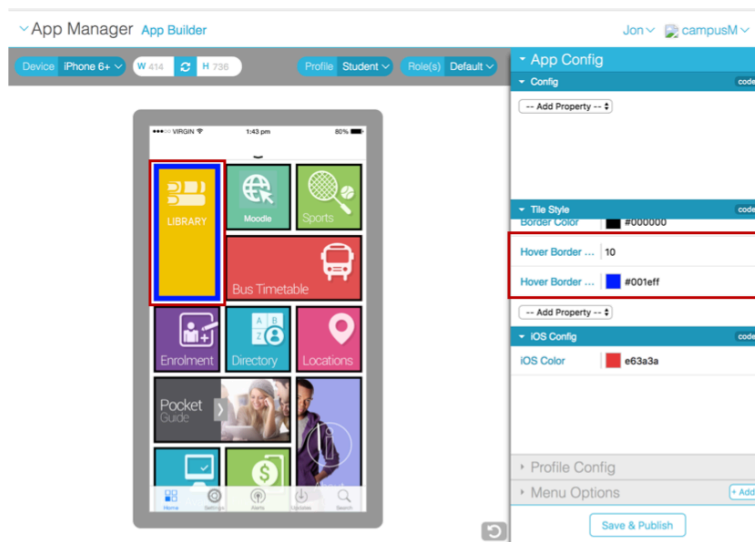
Text Overlay

Border Size and Color



Border Size and Color

Hover Border Size and Color



Hover Border Size and Color

New Tile Style Properties

Property	Description
Corner Radius (Pixels)	Adds a rounded corner to the tiles. Use this to replicate the previous rounded tile appearance by adding a 5-pixel radius.
Text Overlay	Provides a gradient fill over the top of the tile image, which enables label text to be rendered more accessibly.

Property	Description
	Select Show Overlay to make the overlay visible or Hide Overlay to remove the gradient fill. Note: Current feature will take effect when Property "Full Width Icon" is set to YES only.
Border Size	Sets the tile border width, in pixels. Use this to add the legacy shadow effect by applying a border width of 1 pixel.
Border Color	Sets the tile border color. Use this to add the legacy shadow effect by applying a border color of #dddddd.
Hover Border Size	Sets the tile hover border width, in pixels.
Hover Border Color	Sets the tile hover border color.

Removed Tile Style Properties

Property	Description
Shadow	Superseded by border size and color.
Icon Alignment	Icon images are now centrally aligned.
Text Alignment	These properties related to how label text was shown on the tile. These are superseded by Text Overlay (see above), which provides a gradient fill over the top of the tile icon, making the label text visible.
Text Box	
Text Box Background	
Text Box Foreground	

Note

Adjustments have been made to the following App Configuration properties:

- 'Header Image' relabelled to 'Header Image (web)'
- 'Header Background Color' relabelled to "Header Background Color (web)'
- 'Header Foreground Color' relabelled to 'Header Foreground Color (web)'

Adjustments have been made to the 'Image Fit' Tile Style property.

- The default setting for the image fit behavior is 'Contain' and has been removed from the selection dropdown for this property.

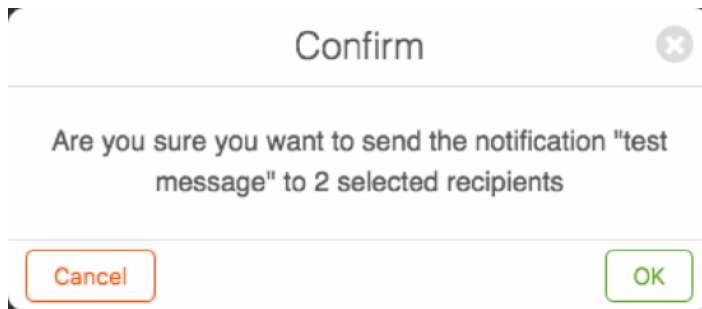
Notification: Removed Settings

As part of our program to enhance and simplify the App Manager, the following obsolete parameters for notifications were removed.

- Priority
- Category
- Expiry

Notification: Multiple Recipient Warning

Customers will now see a Confirmation message if they attempt to send a notification to two or more recipients within App Manager. This is to ensure that bulk messages are not sent incorrectly.



Resolved Issues

Issue	Affected Platform	Salesforce Case Number (s)
Potential click jacking vulnerability from the Web App and App Manager.	<ul style="list-style-type: none">• Web App• App Manager	00496468
The Menu Option description overlapped with the check box within the list view as part of Personalization.	<ul style="list-style-type: none">• iOS App• Android App• Web App	N/A
Added the ability to add corner radius to tiles within the home screen (see above).	<ul style="list-style-type: none">• iOS App• Android App• Web App	00454610

Known Issues

- There is a known issue with applying Borders to Banner tiles and Live Tiles. In this instance, borders are not shown within the web and native apps. This will be resolved in the May 2018 release.
- There is a known issue with applying corner radius on live tiles. In this instance, the corner radius will not be applied within the web and native apps. This will be resolved in the May 2018 release.