

Leganto Release Notes May 2018

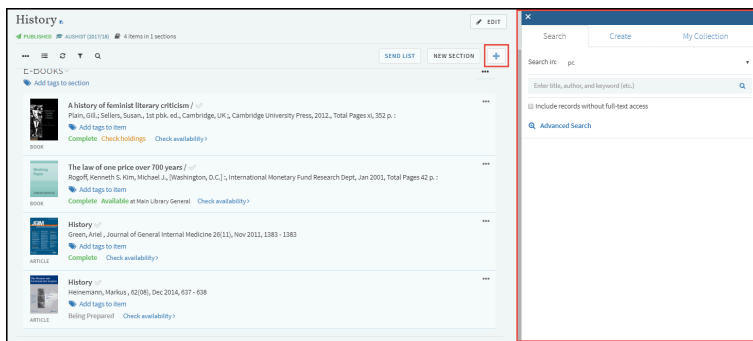
New and Changed Leganto Features

The following features are new or changed in this month's release of Leganto.

Enhanced Features for Adding and Editing

Adding citations to your reading list or My Collection, as well as searching for and editing citations, has changed in this release. All actions previously performed in a pop-up pane are now performed in the right sidebar.

Click **+** at the top of a section to open tools in the right sidebar for managing your section. This button replaces the **My Collection** button that was previously in that location, as well as the **+** button that was previously available in each section. **+** is always visible and available to add citations to any section on the page. Click **X** at the top left of the sidebar to close these tools.



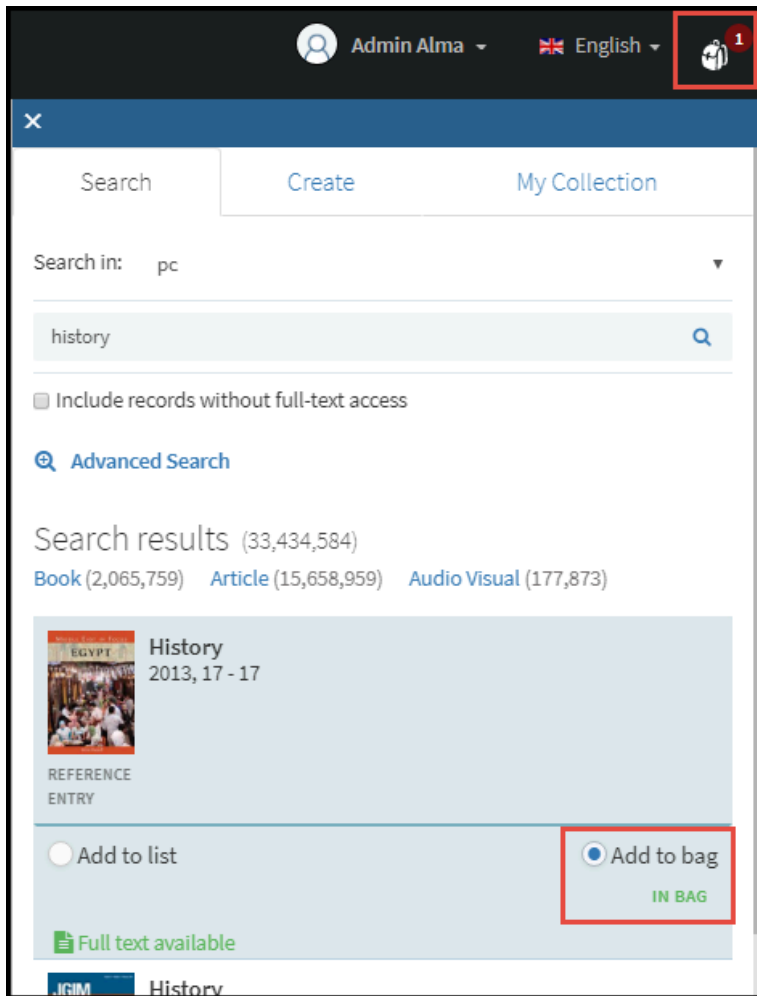
Right Sidebar for Managing Sections

The right side panel contains several tabs. Each tab provides a features for locating and selecting citations to add to your reading list. The sidebar remains open during the entire process, until you close it.

In the **Search** tab, click **Advanced Search** to open the advanced search in the sidebar. Select the **Create** tab to create a new citation, also directly in the sidebar. Select the **My Collection** tab to drag items to your section. If you have configured external citation management systems, such as **Zotero** or **Refworks**, you can do the same from the **More** tab (not shown).

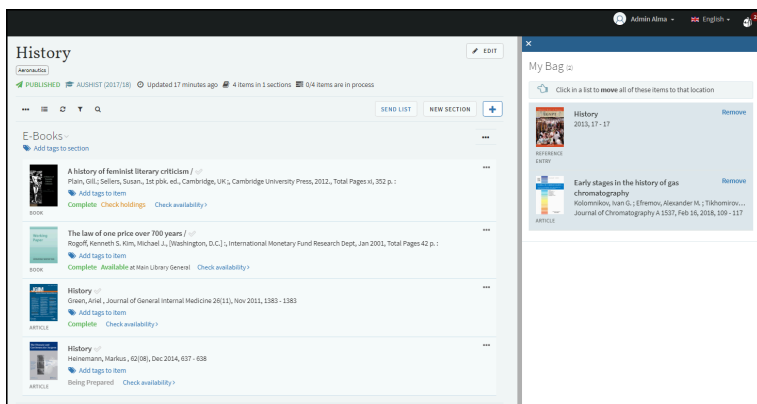
You can add citations to your sections in one of three ways:

- When **Searching** for a citation or viewing citations in the **My Collection** or **More** tabs, you can **drag and drop** citations one at a time to any section in the list. Scroll the reading list to the place you want to add the citation before dragging and dropping.
- Alternately, for each citation, click **Add to list**, select the section in the drop-down list and click **Add**. The default section in the drop-down list is the one currently visible in your reading list pane.
- You can add multiple items as a group to one location in your reading list using **My Bag**, a temporary “book bag” (like a clipboard). Click **Add to bag** (instead of the default **Add to list**) and then click **Bag It**. The item is added to My Bag, and an icon representing My Bag appears at the top right of Leganto.



Item Added to My Bag

My Bag's contents remain only while you continue to work in the list; if you navigate to another list or another area of Leganto, My Bag is emptied. Click the icon to view the items in My Bag.

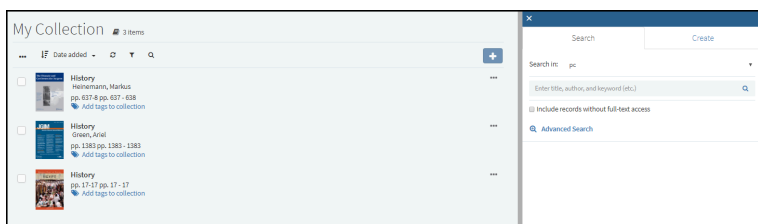


My Bag

While My Bag is open, you can click on or beneath any citation to move all items in My Bag to beneath that citation (as described in last month's release notes).

Editing a citation also now takes place in the right pane.

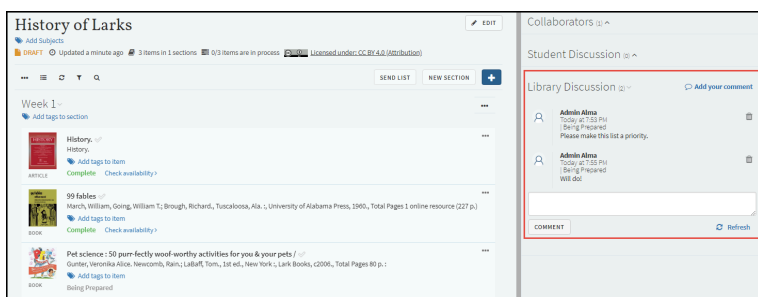
The **Search** and **Create** tabs are similarly available to manage My Collection.



Right Sidebar for Managing My Collection

Library Discussion Enhancements

You can now use the Library Discussion pane in the right menu of a reading list to communicate with the library about a reading list.



Library Discussion Pane

In addition, the **Library Discussion** pane for citations was moved to the right menu. The title for the discussion pane with students is now called **Student Discussion**. The title for the discussion pane with the library is now called **Library Discussion**.

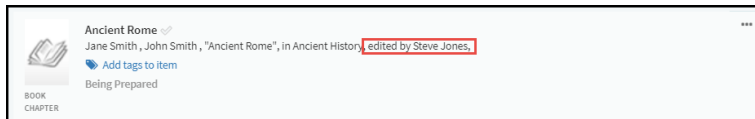
Book Chapter Citation Enhancement

Following December's changes for book chapter citations (see [Book Chapter Fields](#)), several additional changes were made to support book chapter citations.

- **Book Author** was added as a field for book chapter citations. Only **Book Author** or **Chapter Author** is expected for a book chapter citation. Both fields appear in the reading list page for the citation and on the citation details page.

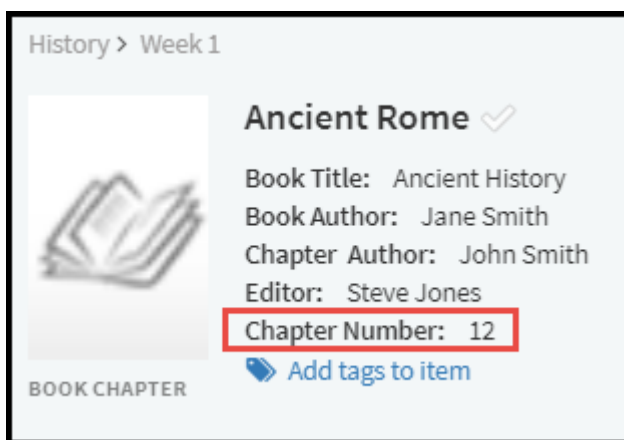
Add Citation Pane

- When **Editor** is defined, it also appears on the reading list page, as **edited by <editor>**. **Editor** also appears on the citation details page.



Reading List Page

- **Chapter Number** now appears on the citation details page.



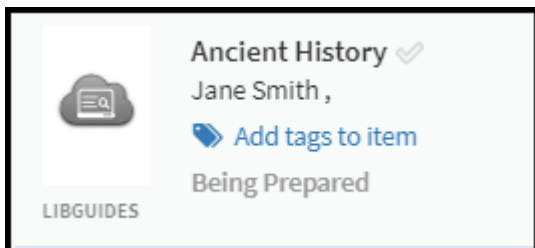
Citation Details Page

- `<editor>` was added to the citations API.
- When exporting a reading list in Word (Expanded Reading List Style) or PDF, **Chapter Title**, **Chapter Author**, and **Editor** now appear, and **Chapter** was changed to **Chapter Number**.

Additional Leganto Features

The following additional features are new or changed in this month's release of Leganto.

- When Leganto is embedded, the user menu is now called **User Menu** instead of the user's name, so as to avoid appearing similar to the user menu in the CMS.
- Citations added using Cite It! from a "LibGuides" URL (for example, `libguides.lib.uni.edu/...`) are now assigned the secondary material type **LibGuides**, by default.



Libguides Citation

- A user can now click **Show More** to see debugging information if they experience a problem when trying to log into Leganto from the CMS by means of an LTI integration profile. (Until now, the user only saw the response code.)

```
Response Code: 400 Unknown user id:student1
Show more
-----LTI Servlet-----
-----path parameters-----
institute=01BC_DNST
tool=LMS_MOODLE_1
oauth_version=1.0
oauth_nonce=0b54b71b8c7c7a119c8f182af35b64
oauth_timestamp=1520151065
oauth_consumer_key=BeemDC2qV34S61021
resource_link_title=LRM 08 - March 2018
resource_link_description=
user_id=3
lis_person_sourceid=
roles=teacher
context_id=4
context_label=555
context_title=555
resource_link_id=18
context_type=CourseSection
lis_course_section_sourceid=555
lis_result_sourceid={"data":{"instanceid":"18","userid":"3","typeid":"11","launchid":"1240208089","hash":"b44cc95ea8c7a8694c9e5a77734f56f848436c2e1e9400c196a437a7647f"}
lis_outcome_service_url=http://il-elima-800.8081/mod/lti/service.php
lis_person_name_given=STUDENT
lis_person_name_family=STUDENT
lis_person_name_full=STUDENT STUDENT
ext_user_username=student1
lis_person_contact_email_primary=STUDENT@SS.MM
launch_presentation_locale=en
ext_lms=moodle-2
tool_consumer_info_product_family_code=moodle
tool_consumer_info_version=2014111011.01
oauth_callback=about:blank
lti_version=LTI-1p0
lti_message_type=basic-lti-launch-request
tool_consumer_instance_guid=il-elima-800
tool_consumer_instance_name=
custom_canvas_id=1845927870001021
custom_lis_course_code=555
launch_presentation_document_target=window
launch_presentation_return_url=http://il-elima-800.8081/mod/lti/return.php?course=4&launch_container=4&instanceid=18&sesskey=TWWEODBurQ
oauth_signature_method=HMAC-SHA1
oauth_signature=ILWBL3ikyqfHuzIZRU7QY3RJE=
-----headers-----
host=il-um08.com:8081
connection=keep-alive
content-length=1515
cache-control=max-age=0
origin=http://il-elima-800.8081
```

LTI Debug Information

- When enabled, an instructor can edit the creative commons license for a reading list.



Reading List Header

- For books, the fields **Publication Date**, **Publisher**, and **Place of Publication** now appear in the initial details on the add/edit pane (instead of in the **More item details** area further down in the pane).

The screenshot shows a citation editing interface. At the top left is a close button (X). Below it is a book cover thumbnail. The form fields are as follows:

- Title: A history of feminist literary criticism /
- Author: (empty)
- Type: Book
- Source: Copied from Library of Congress + Add source
- ISBN: 9781107609471 (pbk.)
- Edition: 1st pbk. ed.
- Total Pages: xi, 352 p. :
- Publication Date: 2012.
- Publisher: Cambridge University Press
- Place of publication: Cambridge, UK ;

Below the form is a file upload area with the text: "Drag files here to upload them" and "Or click to browse for a file". At the bottom left is a "More item details" link with a dropdown arrow. At the bottom right are "DISCARD" and "SAVE" buttons.

Edit Citation Pane

These fields also appear higher up in the citation details page (instead of only after you click **More details**).

- When enabled by your library, you can modify course information - dates and number of participants - while you are associating a list to the course.

Associate this list with a course

Associated to: AERO-101 (2016)

AERO-101 AERONAUTICS 101

Dates: from: To:

No. of participants:

Replace association of course AERO-100 with AERO-101?

Associate This List With a Course Pane

- When filtering a reading list, you can now also filter by whether the citation has a due date, if you liked the citation, and if you have or have not marked the citation as read.

Alma Reading List 2 EDIT

Aeronautics

PUBLISHED AUSHIST (2017/18) Updated 2 days ago 6 items in 1 sections 1/6 items are in process

... SEND LIST NEW SECTION

Filter by tags Filter by types Other

Select subject: [Has due date](#) [Liked](#) [Marked as read](#) [Not marked as read](#)

Other Reading List Filters

- When defined for a resource, all additional person name(s) (700.1 \$\$a.XXX) are now added to the citation and also appear for the citation in the Reading List page and when exporting a reading list (to Word - Expanded Reading List Style, or to PDF).

The law of one price over 700 years

Rogoff, Kenneth S; Kim, Michael J; Froot, Kenneth; International M

Add tags to item

BOOK [Complete](#) [Check availability >](#)

Citation in Reading List

- A physical item's call number was added to the **Available At** line when exporting the reading list in Expanded Reading List Style format.

Eine Art Chansons

Author: Cerha, Friedrich. Gruber, H. K.; Jones, M
Hans Carl; Rühm, Gerhard.; Cerha, Friedrich.; Artm

Type: Music

Publication Date: [1993?]

Publisher: Largo Records

OCLC Number: (CStRLIN)MAHS97R792

Place of publication: Köln, Germany :

Notes: Biographical and program notes by Pete
German translations, and texts of the Cerha works
container; notes on Alternative Vienna (7 p.) also i

Available At: Main Library General CD 12021

Call Number in Exported Reading List

New Alma Features

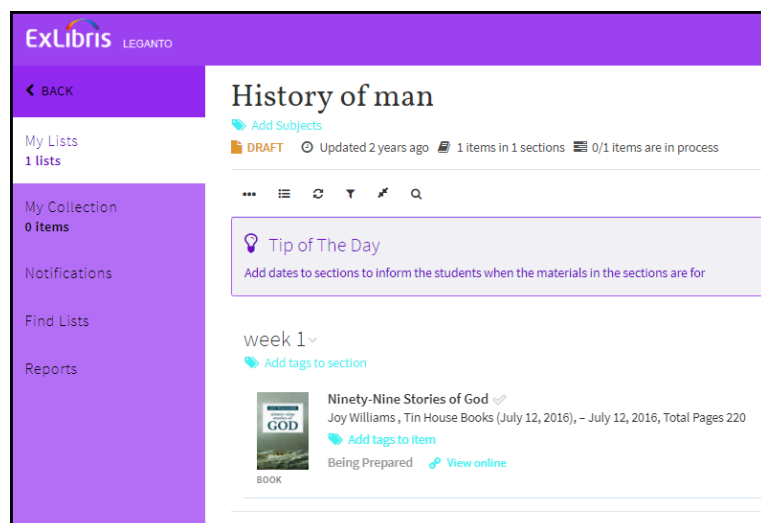
The following features were added to Alma to support Leganto features in this release.

For additional Leganto-related Alma changes in this release, see [Course Reserves - May 2018 Enhancements](#).

Additional Leganto Customization Options

A new mapping table, Leganto Customization, was added (**Configuration Menu > Fulfillment > Leganto > Customization**). Use it to set the main page color theme and link colors in Leganto. For more information, see [Configuring Leganto Branding](#).

For example, for **leganto_color** = #9e42f4 and **leganto_link_color** = #41f4f4, Leganto looks like this:



Additional Alma Features

- Students can be added as collaborators. A collaborator is automatically assigned the Instructor role if the user does not already have it.
- To enable or disable instructors from editing the creative commons license for a reading list in Leganto, set the parameter **allow_instructor_CC_editing** to **true** or **false**.
- When the new copyright management parameter **copyright_source** has a value (see [Configuring Leganto Copyright-Related Procedures](#)), the **Source for Copyright** field is mandatory when editing copyright attributes for a citation; see [Adding Citations to a Reading List](#). The value you enter for **copyright_source** is the value that is selected for **Source for Copyright** by default; use a single letter for the value, as described in the **copyright_region** parameter in [Configuring Other Settings](#). When left empty, the **Source for Copyright** field is optional and no value is selected by default.
- List Notifications now also appear in the **Recent Changes** in the Edit Reading List page; see [Editing a Reading List](#).
- When adding a note in a reading list or citation, select **Instructor** as the **Type** to create a note that the instructor can view in Leganto, or select **Library** to create a note that is only visible to other librarians in Alma. Notes created by instructors in Leganto appear in the list with **Type = Instructor**. See [Editing a Reading List](#) and [Editing a Citation](#).

To support the new reading list-level notes, two new tasks were added to the tasks list (**Reading List - Assigned to Me - List has new note** and **Reading List - Unassigned - List has new note**) and **List has new note** was added as a new alert on the Edit Reading List page.

<type> (Instructor or Library) was added as a subfield of the <note> field in the reading list and citation APIs.

- To enable instructors to modify course information in Leganto (see above), set the **modify_course_details** parameter to **true**. See [Configuring Whether Instructors Can Create or Modify Courses](#).
- For CCC license types **SPECIAL ORDER**, you can now click **Special order from CCC** in the row actions list and follow the instruction on the CCC website to obtain a license. See [Attaching a CCC License to a Citation](#).
- You can now have information from the repository merged with the information in the citation when a match is found in the repository. The **override_bib_on_locate** parameter was changed to **on_locate**. The values for this parameter are **overlay** (formerly **true**), **ignore** (formerly **false**), and **merge** (merge information from citation and repository item). Existing institutions will have their current values changed to the new ones.
- You can configure whether the Instructor role is added automatically to instructors when they enter Leganto from the CMS. See [Configuring Whether the Instructor Role is Added to Instructors Logging in from the CMS](#).

Resolved Issues

The following issues were resolved in this release:

- (00483341) Only one Additional Person Name (700 1.\$a) appeared in Leganto. Now, all of these fields appear in Leganto.
- (00486177) The **Volume** label is different for books and journals/articles, but they were not distinguished in the UI. This was fixed.
- (00526826) After editing a citation, the reading list refreshed and scrolled to the top. This was fixed, and now the reading list remains at the scrolled location.
- (00496712) Additional instances of the word *Leganto* were removed from the on-screen help pages and menus.
- (00460409 00514655) When duplicating a reading list, the copyright statuses of its citations were not reset. This was fixed.

- (00462806) Start and end pages book bibliographic records were not auto-populated to the citation. This was fixed.
- (00459770) The public note of a digital representation was not displayed in Leganto.
- (00480114) The general electronic service Ask a Librarian appeared when a citation was added but not later. This was fixed.
- (00471779) Cite It! did not work with Gale. This was fixed.
- (00491734) In a collaborative network implementing a Network Zone, it was not possible to add records when using Other Formats and Editions. This was fixed.
- (00492289) You could not copy sections that had a name with a /. This was fixed.
- (00480114 00503677) 1. General electronic services appeared in the citation even when **display_general_electronic_services** was set to **false**. 2. When viewing Leganto after clicking **View in Leganto**, the general electronic services only appeared after you then refreshed the page. These issues were fixed.
- (00491522) Cite It! links to Engineering Village and Brill Online did not work in Leganto. This was fixed.
- (00496114 00506383) **force_direct_uresolver** worked only for PCI article citations. For electronic repository citations, the **Check Availability** link appeared instead of the **View Online** link. This was fixed.
- (00491594) The message **Showing X out of X items** did not properly update after adding citations from My Collection. This was fixed.
- (00496166 00508756) When using Cite It! on ScienceDirect in a Firefox browser, the article title was incorrect. This was fixed.
- (00504262 00510306) There was no way to remove the word *Leganto* from the title in the **User Menu > Cite It** pane (the **harvesting.harvester** label).. This was fixed.
- (00504106) In some cases, when using SAML authentication and using Cite It! while not already logged into Leganto, an error page appeared instead of the SAML login screen. This was fixed.
- (00504197) In **User Menu > Accessibility**, the tooltip for **Black and white mode** appeared as a code instead of text. This was fixed.
- (00508386) SAML login did not work after timeout. This was fixed.
- (00511715) Course permalinks were incorrect for reading lists with any of the **Anyone ...** publication statuses. This was fixed.
- (00512043) When using SAML authentication, permalinks to sections did not direct to the section when the user was not logged in. This was fixed.
- (00503645) In the Labels code table, the label **citation.status.InProcess** appeared twice. This was fixed.
- (00513868) Searching for reading lists that have a – did not always return the correct results. This as fixed.
- (00515164 00524826) The advanced search for DOI did not work when searching by DOI was not configured in Primo. This was fixed.
- (00515185) Adding a citation to a reading list from a citation's related items also added it to My Collection. This was fixed.
- (00471737) After finding and adding a reading list and then refreshing the page, the watched list appeared with the status **Published** instead of **Watched List**. This was fixed.
- (00516861) Lists were sorted alphabetically, even when a numerical sorting was more appropriate. This was fixed.
- (00516505) The **Add** button on the reading list page did not have a tooltip. This was fixed.
- (00492005) Since December's release, **move_source_url_on_locate = true** did not work. This was fixed.
- (00521136) The **Other Editions** link appeared incorrectly in the **Other Formats & Editions** area in a citation. This was fixed.

- (00528923) Some records didn't display the physical availability correctly on the citation page. This was fixed
- (00529789) In some cases, the citation page displayed duplicate links to the full text. This was fixed
- (00539865) Physical availability did not appear correctly on the Citation page for some items. This was fixed
- (00467558 00529426) In lists with more than 150 citations, dragging and dropping a citation did not change its location. This was fixed.

Next Month (June) Sneak Peek

- Additional options for automatic purchase requests based on tags and/or the ratio of students to requested items.
- Resource locate status for website citations (based on accessibility of the website).