
Primo 2019 Release Notes



Download PDFs for Primo Release Notes

Note

- For information regarding Primo VE, see the [Primo VE Release Notes](#).
 - For Primo Local customers, the installation of the Primo August 2019 release and later releases requires OS Red Hat 6 or later versions.
-
-

Primo Quarterly Update Webinar - October 2019

Media, iframe, embed and object tags are not supported inside of a PDF.

To download other formats of the presentation, select the following links:

- Primo Quarterly Update - October 2019 ([WebEx](#))
- Primo Quarterly Update - October 2019 ([PDF](#))

February 2020 Sneak Peek

- Enhance sticky facets to allow filters to be saved.
 - Improved user experience for mobile users.
 - Quick View – Embedded Alma Digital Viewer in the Full Display.
 - Generic Deep Search Plug-in (Primo to Others).
 - New Managed File Transfer (MFT) Service – For Primo Local customers only, a new version of the MFT service will be added in February 2020, and the old version will be removed in May 2020.
-

Primo Quarterly Update Webinar - July 2019

Media, iframe, embed and object tags are not supported inside of a PDF.

To download other formats of the presentation, select the following links:

- Primo Quarterly Update - July 2019 ([WebEx](#))
- Primo Quarterly Update - July 2019 ([PDF](#))

November Sneak Peek

- Apply actions to a group of records in the Brief Results.
- Support search by voice.
- Improve email template and support its customization.

- Support display of subject chains in Full Display of records.
-

Primo Quarterly Update Webinar - May 2019

Media, iframe, embed and object tags are not supported inside of a PDF.

To download other formats of the presentation, select the following links:

- Primo Quarterly Update - May 2019 ([WebEx](#))
- Primo Quarterly Update - May 2019 ([PDF](#))

August Sneak Peek

- Link to Leganto Reading List – Link from course details in Full Display to reading lists in Leganto.
 - More from the same Courses/Collections – Enable users to discover more items easily in the same context as the current item.
 - Export to Mendeley – Add Send To action to support the export of items to the Mendeley reference manager.
 - Display reason for non-renewable loans in My Library (NERS 5493).
-

Primo Quarterly Update Webinar - January 2019

Media, iframe, embed and object tags are not supported inside of a PDF.

To download other formats of the presentation, select the following links:

- Primo Quarterly Update - January 2019 ([WebEx](#))
- Primo Quarterly Update - January 2019 ([PDF](#))

May Sneak Peek

- **Exploration for Related Reading** – Provides users with tools to explore connections between related items such as a books and book reviews, chapter to other chapters.
- **Link to Leganto Reading List** – Allow users to navigate and access course reading lists.
- **Enhanced Collection Discovery:**
 - Add the ability to search inside the collection.
 - Support the selection of up to four high quality images per collection coming from Alma.
- **Short Permalinks for Records (NERS)** – Generate shortened permalink for records to support sending using other tools (such as text messaging and other services).

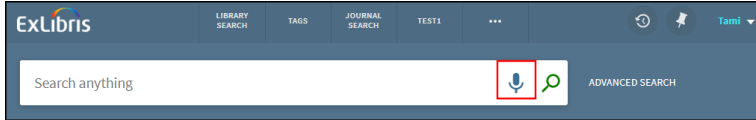
Features

Voice Search Assistant

November 2019

This enhancement allows users to enter search terms using their device's microphone. After selecting the Microphone icon, users can begin speaking search terms or select a different language for the system to detect. If no input is detected for 10

seconds, the system will provide a message and then prompt the user to provide audio input two more times before timing out and exiting the voice search assistant. If audio is detected, Primo will display the relevant search results.



Voice Search Icon

Note

- This feature is available for all browsers that support the Speech Recognition interface of the [Web Speech API](#) (such as Chrome for Desktop and Android browsers and Samsung browsers). It will be progressively available in other browsers as they support the Web Speech API.
- If additional language-detection support is needed, please contact Ex Libris Support.

Configuration Options

This feature is enabled by default. The following table lists the settings used to configure this functionality.

Element	Description
Views Wizard	The Display voice search option, which has been added under the General section , allows you to enable/disable this functionality. By default, it is enabled for you.
Search Tile code table	The following codes have been added to support the tool tips, labels, and messages associated with this functionality: <ul style="list-style-type: none"> • default.nui.voice_search.tooltip: Search by voice • default.nui.voice_listening: Listening • default.nui.voice_didntGetIt: Didn't get it, try again • default.nui.voice_didntGetItCheck: Didn't get it – please check your microphone • default.nui.voice_language: Voice search language • default.nui.voice_searching: Searching for:
Aria Labels code table	The following codes have been added to support accessibility for the tool tips, labels, and messages associated with this functionality: <ul style="list-style-type: none"> • default.nui.aria.voiceSearch.open: Open voice search • default.nui.aria.voiceSearch.close: Close voice search • default.nui.aria.voiceSearch.changeLanguage: Change voice search language • default.nui.aria.voiceSearch.voiceSearch.closed: Voice search closed • default.nui.aria.voiceSearch.voiceSearch.Listening: System is listening; Please say your search keywords

Analytics - Voice Search

The following actions were added to the Action Usage subject area:

Group	Subgroup	Action	Description
Search	Voice Search	Voice Search	Voice search was invoked.
		Voice Search – didn't get it	User input was not detected in the first attempt.
		Voice Search - Didn't get it, please check your microphone	User input was not detected in the second attempt. Please check your microphone.
		Voice Search – exit	User selected X to abort the voice request.
		Change voice Language	User changed the voice-detection language.

Improved Email Template for Send To Email Action

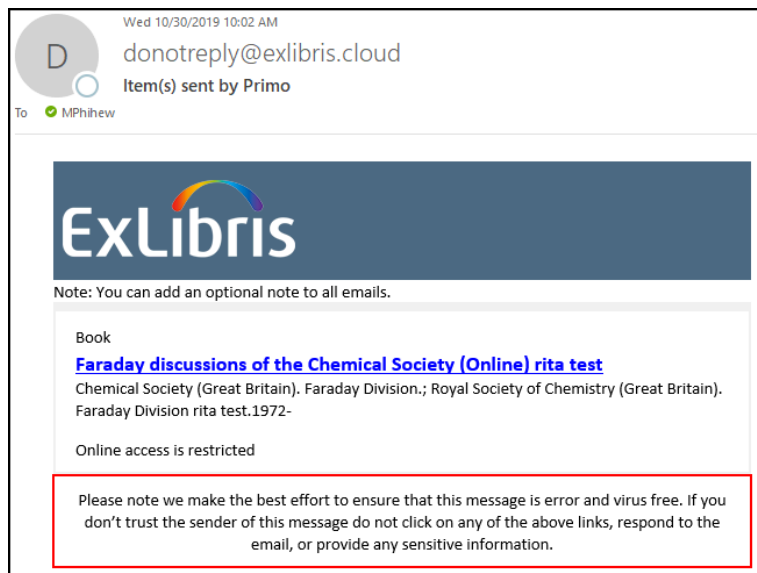
November 2019

This enhancement allows you to customize the format of emails sent to users after selecting the Send To Email action in the new Primo UI. To support this customization in the new UI, you are now permitted to modify the email template, which can be modified with or without Primo Studio. With either option, you must upload the customized email templates with the Customization Package Manager in the Primo Back Office. In addition, you can create separate email templates for each supported language in the UI.

Note

- The email template for the new UI supports a maximum of 50 records. If a user sends more than 50 records, the system will revert to the classic email template, which was used in previous releases.
- For security reasons, all links will be removed from your email template.

The following figure shows the sample output of the out-of-the-box Email template for the new UI.



Example Email for Send To Email Actions in New UI

The Email template is in HTML format and includes the following sections:

- Logo – Displays the logo, which is taken from your view's customization package.
- Institution note – Displays the text configured with the following code in the Send Email and SMS code table: **default.nui.email.institutionNote**. By default, this field has no value and will not display if left empty.
- List of records – For each record, the email displays the record's brief display and availability statement.
- Disclaimer – Displays the text configured with the following code in the Send Email and SMS code table: **default.nui.email.disclaimer**.

Configuration Options

The **email_<language>.html** template files (such as **email_en_US.html**) allow you to configure the layout and format of the emails (per supported UI languages) that are sent when users perform the Send To Email action in the new UI. For more details and examples of how to customize the email templates, see the following page on GitHub:

https://github.com/ExLibrisGroup/primo-explore-package/tree/master/VIEW_CODE/html#email-templates

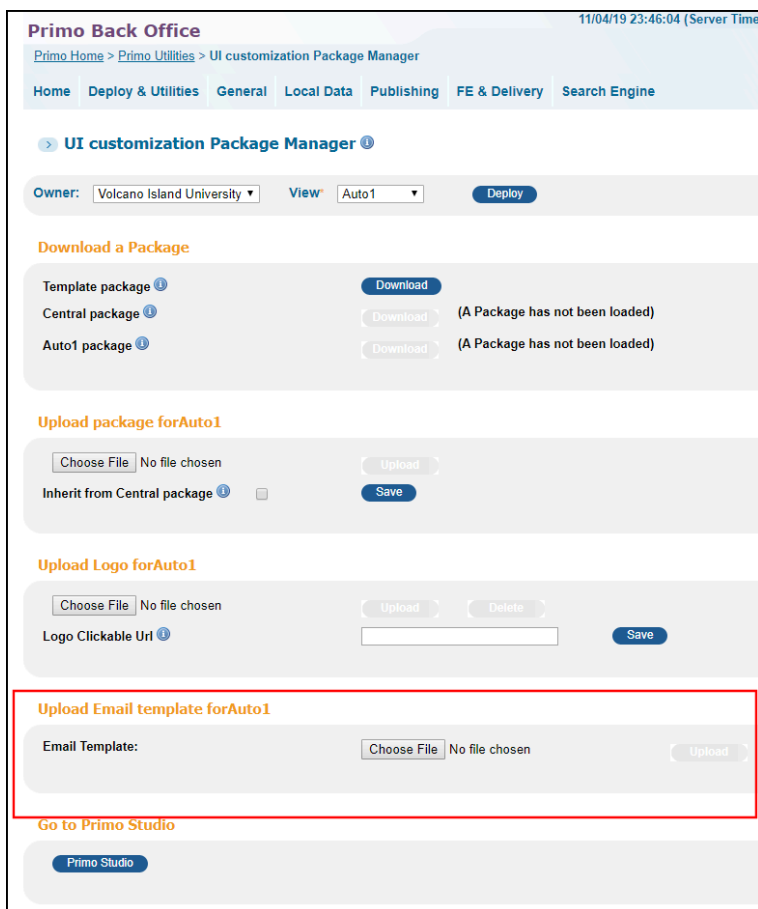
Note

- If you decide to customize the out-of-the-box email template and your view supports additional languages, you must create and upload a separate template file for each language (including the default **email_en_US.html** file).
- The alignment of the email's text is based on the settings of the email client.

After you have created or modified any email template files, open the UI Customization Package Manager (**Primo Home > Primo Utilities > UI Customization Package Manager**), and then use one of the following methods to upload the email template files to the UI:

- Store the custom email template files under the **html** directory in your view's customization package and upload the entire customization package.

- Use the new **Upload Email/Print Template** section to upload only the email template files. If you have not uploaded a customization package for your view, this option will create one for you and store the custom email template files under the **html** directory.

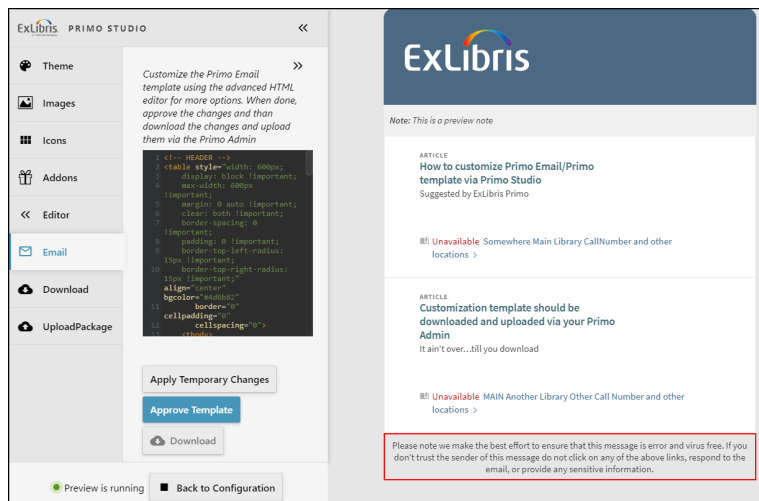


Customization Package Manager - New Upload Email Section

If you want to delete an email template file, remove the email template file under the html directory in the view's customization package and upload the modified package to the UI. If you want to revert to the out-the-box email template, remove all email templates under the html directory in the view's customization package and upload the modified package to the UI.

Primo Studio

For easier customization, the Email section has been added to Primo Studio to allow you to edit the template, view your changes, and download the updated template to your local workstation so that it can be uploaded with the UI Customization Package Manager in the Primo Back Office.



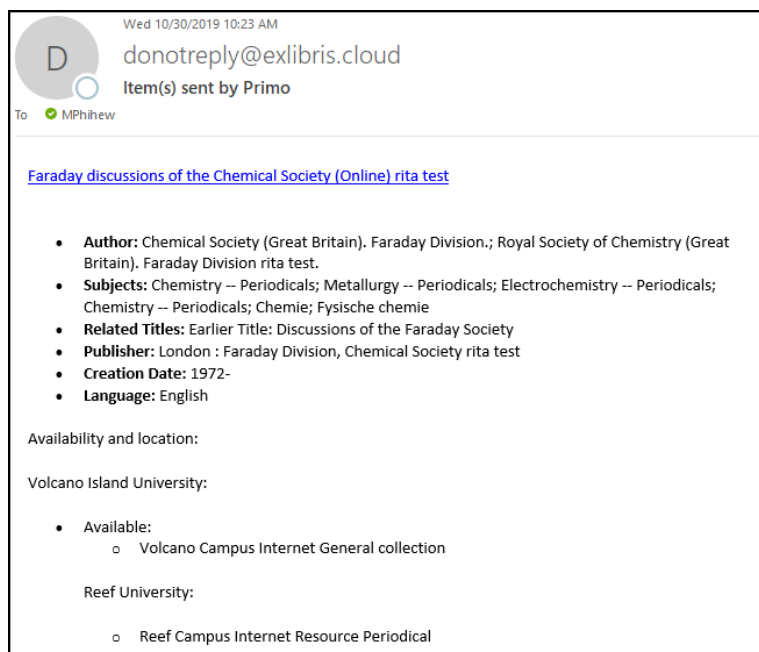
Primo Studio

In the left-hand pane, you can perform the following operations:

- **Text Box Editor** – In the text box, modify the current template as needed.
- **Apply Temporary Changes** – Displays an example of your customizations to the email template in the right-hand pane.
- **Approve Template** – Saves your changes to the **email_en_US.html** file.
- **Download** – Downloads the updated **email_en_US.html** file to your workstation. If this template is intended to support another language, make sure that you rename it before uploading it to the UI.

Enable Classic Email Template

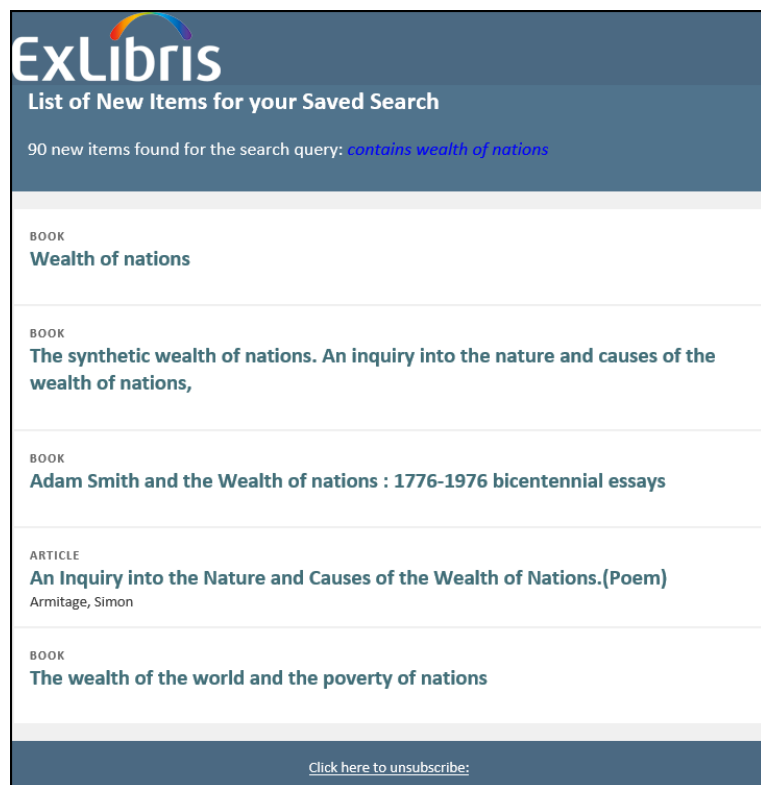
If you prefer the format and structure of the template used previously, create the **use_classic_email_template** parameter and set it to **true** in the View Properties mapping table.



Improved Format of Saved Search Alert Emails

November 2019

This enhancement provides an improved format of emails sent to users for Saved Search alerts. Currently, the format cannot be customized, but you can configure its associated labels. The following figure shows the new format for alert emails.



Example Alert Email in the New UI

Note

- The logo is taken from your view's customization package.
 - The email will display a maximum of 25 items.
-

Configuration Options

The following table lists the changes to the Send Email and SMS code table to support the labels used for alert emails.

Code	Old Description	New Description
default.alert.from	primo@exlibris.co.il	No change.

Code	Old Description	New Description
default.alert.subject	New search results: {0}	No change.
default.alert.conditional.heading	Note that {0} items are included in this email.	Note that {0} items are included in this email:
default.alert.heading	There are new items in your saved search:	No change.
default.alert.headingNoResults	There are no new items in your saved search.	No change.
default.alert.all.items.link	All new records can be found via the follow link:	No longer in use.
(new) default.alert.title		List of New Items for your Saved Search
(new) default.alert.custom.subtitle		Note that {0} items are included in this email.
(new) default.alert.unsubscribeLink		Click here to unsubscribe
(new) default.alert.headingNew		{0} new items found for the search query: {search query}

Applying Actions in Bulk in Brief Results

November 2019

With this enhancement, users can now select multiple items on the Brief Results page and perform the following operations in bulk.

- Apply export actions (such as print, email, and export to RefWorks).
- Save to My Favorites by selecting the Pin icon that appears above the list of records. In addition, signed-in users are permitted to apply a new or existing label to the items.

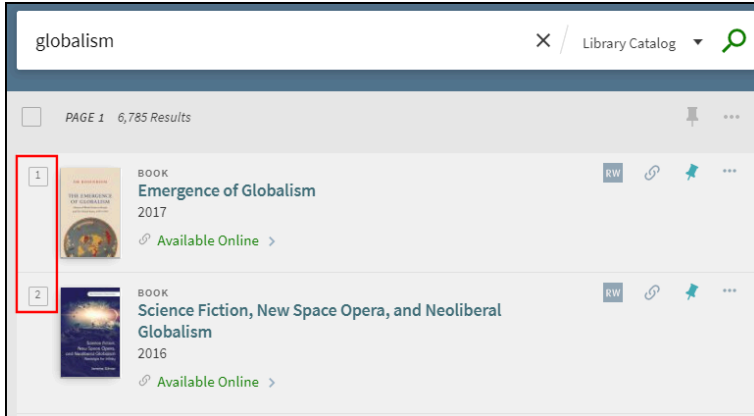
Note

- The number of selections is limited to a maximum of 50 items at a time. If this limit is reached, users are prompted to edit their selections.
 - For mobile devices, this feature will be supported in the February release.
-

Selecting Items

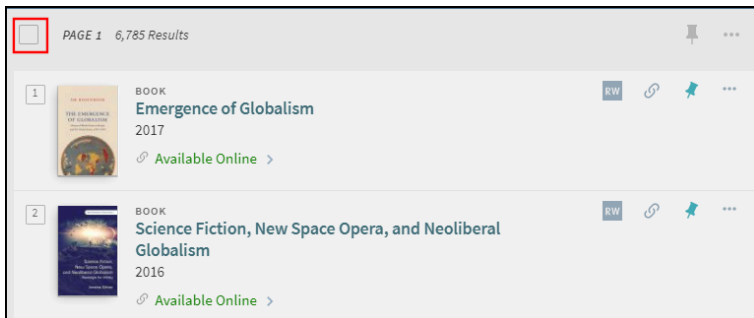
On the Brief Results page, you can use the following methods to select items for bulk application of actions:

- **Individual Selection** – Select the check box that appears next to each item in the list. As records are added to the page, the number of selected records appears above the results. You can load more results to the page to allow the selection of more records.



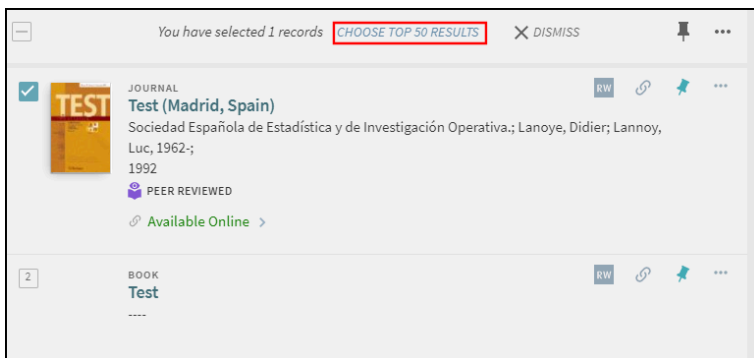
Adding Item Selections Individually

- **Page Selection** – Select the check box that appears above the entire list to select all items on the page. You can load more results to the page to allow the selection of more records.



Select All Check Box

- **Top 50 Selection** – Select an item or all items, and then select **Choose Top 50 Results** to select the first 50 records in the results list.



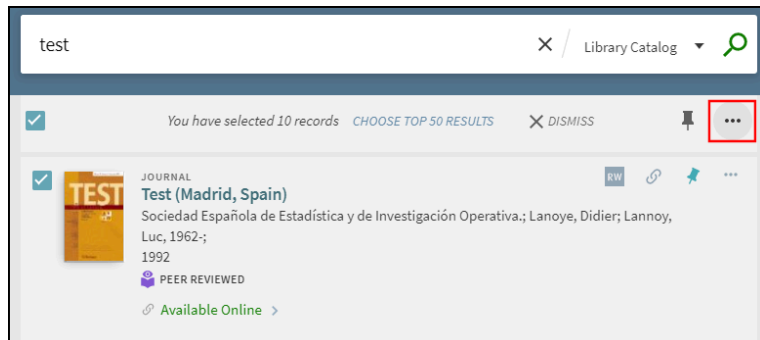
Top 50 Selection

Note

The number of selections is limited to a maximum of 50 items at a time. If this limit is reached, users are prompted to edit their selections.

Applying Actions in Bulk

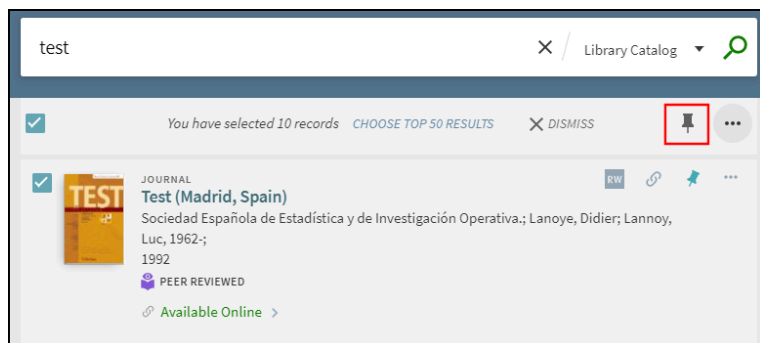
After you have selected one or more items, select the Actions link that appears above the list of results to display the available export actions. Selecting an export action, will apply that action to all selected records.



Display Available Actions

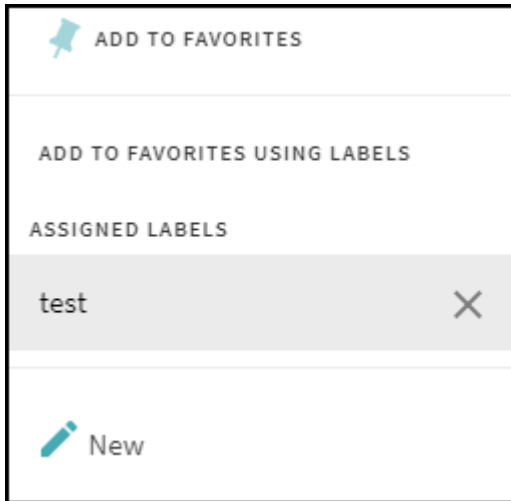
Saving to My Favorites

After you have selected one or more items, select the Pin icon that appears above the list of results to save all selected items to My Favorites.



Save to My Library Card in Bulk

For signed-in users, the Save to My Favorites dialog box will open to users to apply no label, and existing label, or a new label to all selected records.



Save to My Favorites Dialog Box (Signed-in Users Only)

Configuration Options

The following table lists the settings used to configure this functionality.

Element	Description
Results Tile code table	<p>The following codes were added to support the labels for this functionality:</p> <ul style="list-style-type: none"> • default.nui.brief.bulk.addToFavorites: Add to favorites • default.nui.brief.bulk.chooseTopMaxResults: CHOOSE TOP <> RESULTS • default.nui.brief.bulk.chooseLimit: Please edit your selection to include no more than 50 records • default.nui.brief.bulk.addToFavoritesUsingLabels: Add to favorites using labels • default.nui.brief.bulk.numberOfSelectedRecords: You have selected <> records • default.nui.brief.bulk.selected: {0} selected
aria Labels code table	<p>The following codes were added to support the labels for this functionality:</p> <ul style="list-style-type: none"> • default.nui.aria.bulk.addToFavoritesSignedIn: Add to favorites or add to favorites using labels • default.nui.aria.bulk.addToFavoritesSignedInDisabled: Add to favorites or add to favorites using labels - Disabled • default.nui.aria.bulk.topCheckbox: Select all displayed records • default.nui.aria.bulk.unselectAll: Unselect all records • default.nui.aria.bulk.chooseTop: Choose top {{max}} results • default.nui.aria.bulk.pin: Add selected items to Favorites • default.nui.aria.bulk.pinDisabled: Add selected items to Favorites - Disabled

Analytics - Records Bulk

The following actions were added to the Action Usage subject area:

Group	Subgroup	Action	Description
Results List	Records Bulk	Select top records	User clicked on "choose top <max> results"
		Select displayed records	User clicked on the top checkbox to select all displayed records
		Unselect all records	User unselected all records
		Select a single record	User checked a single record
		Unselect a single record	User unchecked a single record
		Add bulk of records to favorites	Clicked on "Add to favorites" for bulk of records (from the top action bar)
		Send bulk of records to Mendeley	User sent bulk of records to Mendeley
		Send bulk of records to Reading List	User sent bulk of records to Reading List
		Export bulk of records to Bibtex	User exported bulk of records to Bibtex
		Export bulk of records to RIS	User exported bulk of records to RIS
		Send bulk of records to Refworks	User sent bulk of records to Refworks
		Send bulk of records to Endnote	User sent bulk of records to Endnote
		Send bulk of records to Easybib	User sent bulk of records to Easybib
Send bulk of records to Print	User sent bulk of records to Print		

Group	Subgroup	Action	Description
		Send bulk of records to Email	User sent bulk of records to Email

Enhanced Primo REST API Suite

November 2019

The Primo REST API Suite now includes the following enhancements:

- The Favorites API has been updated to allow you to perform the following functions:
 - Add or remove records that a user has saved to My Favorites.
 - Add labels to records that a user has saved to My Favorites.
- The new Resource Recommender REST API allows you to return the resource recommendations for a specified query.

For more details, see the [Ex Libris Developer Network](#).

Support Display of Subject Chains in Full Display (New UI Only)

November 2019

In the new UI, chained subjects (which are related subjects that are separated by a delimiter and provide individual hypertext linking) are displayed on separate lines in the record's details. With this enhancement you can configure chained subjects to display on the same line and also provide separate hypertext linking for each subject in the chain.

For example, if the subject chains are mapped as follows in the PNX:

```

<display>
  <subject>Abortion ; United States ; Periodicals</subject>
</display>
<search>
  <subject>Abortion ; United States ; Periodicals</subject>
</search>
```

They will now appear on the same line if this functionality is enabled:

Details

Title Human [life](#) review (Online)

Uniform Title Human [life](#) review (Online)

Author Human [Life](#) Foundation. >

Subjects [Abortion](#) > [United States](#) > [Periodicals](#) >

Creation Date 1975

Publisher New York, Human [Life](#) Foundation

Language English

Identifier ISSN : 0097-9783

Source Blue Bay Aleph
PRIMO-ALMA-MARC
PRIMO-ALMA-MARC

lds29 lateral field no link
[Human Life Foundation.](#) >
[Human Life Foundation, Inc.](#) >
[lateral field link](#) >
[lateral field link](#) >
[lateral field](#) >

Chained Subjects Enabled in New UI

Configuration Options

The new Field Chains Display mapping table ([Primo Home](#) > [Advanced Configuration](#) > [All Mapping Tables](#) > [Front End subsystem](#)) allows you to configure how subject chains are displayed in a record's full details. The system uses this table and the normalization rules for subjects to determine whether a subject belongs to a chain. By default, the system recognizes subjects that are delimited by a semicolon to be part of a subject chain.

Primo Back Office 10/12/19 0

[Primo Home](#) > [Advanced Configuration](#) > [All Mapping Tables](#)

Home [Deploy & Utilities](#) [General](#) [Local Data](#) [Publishing](#) [FE & Delivery](#) [Search Engine](#)

Mapping Tables

Update for Owner: [Volcano Island University](#) Sub System: [Front End](#) Table Name: [Field chains display](#) [Search in Table:](#) [Customize](#)

Mapping Table Rows

Enabled	Delimiter	Display Field*	Description	Last
<input type="checkbox"/>	;	subject		10/07

Table Description: [Field chains display](#)

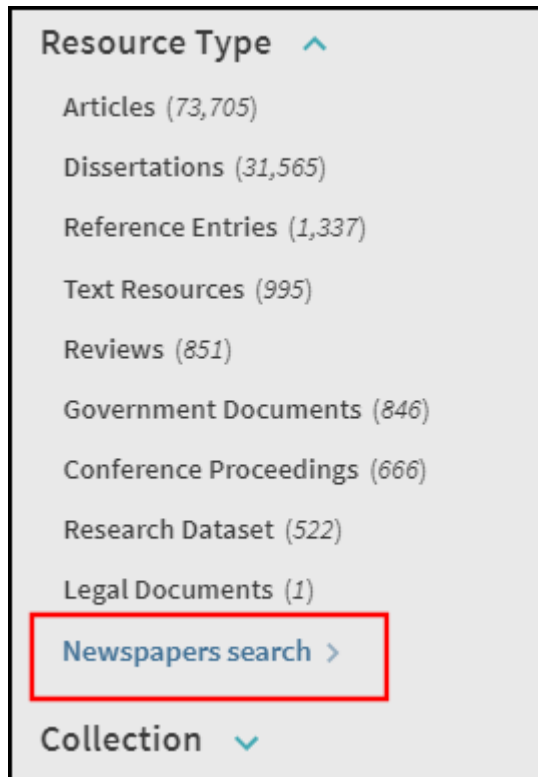
Field Chains Display Mapping Table

If you have configured your subject chains with a different delimiter in your normalization rules, modify the delimiter in this mapping table if you want subject chains to appear on a single line. Otherwise, each subject in the chain will appear on a separate line.

Improved Appearance of Newspaper Search Links

November 2019

Per customer feedback, the Newspaper Search link under the Resource Type facet has been moved to the bottom of the list and aligned with the other facet values to improve its appearance and usability:

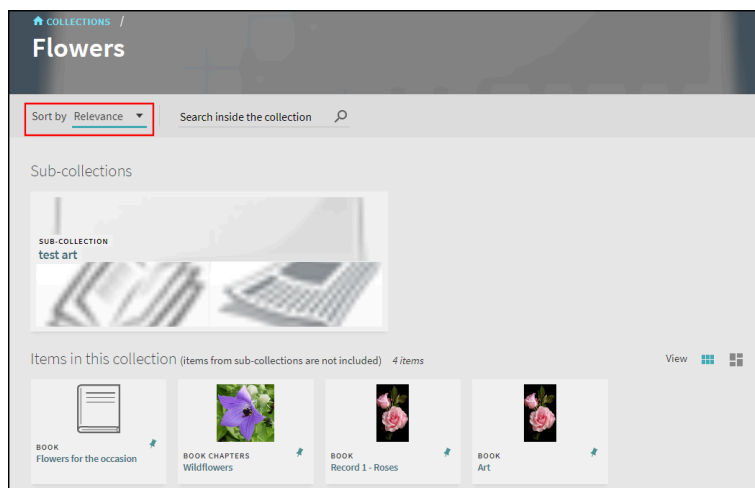


Newspaper Search Link under Resource Type

Sort in Collection Discovery

November 2019

This enhancement adds the **Sort by** drop-down list to every Collections page to allow users to sort the collection's items by relevance or title. By default, the items are sorted by relevance.



Configuration Options

No configuration is necessary to enable this functionality, but you can modify the following codes to customize and translate any associated display labels in the Collection Discovery Labels code table:

- default.nui.colldiscovery.sort.relevance: **Relevance**
- default.nui.colldiscovery.sort.title: **Title**
- default.nui.colldiscovery.sortby: **Sort by**

Analytics - Sort in Collection

The following actions were added to the Action Usage subject area:

Group	Subgroup	Action	Description
Collection Discovery	Collection Discovery	Sort collection by ranking	User sorted collection by relevance.
		Sort collection by title	User sorted collection by title.

Change RefWorks Icon

November 2019

The icon used for the export to RefWorks action has been modified.



New RefWorks Icon

Additional Support for Esploro in the PNX

November 2019

This enhancement integrates Esploro with Primo to allow you to display research information from Esploro in Primo. To support this functionality, the Alma MARC Template has been updated to include the following PNX fields:

Field	Description
Display section:	

Field	Description
etd	ETD - Electronic Theses and Dissertations.
confevent	Conference or Event.

Transport Layer Security (TLS) Support

November 2019

TLS is a cryptographic protocol that provides authentication and data encryption between different endpoints (for example, the user's desktop and the application server). Various vulnerabilities (such as POODLE and DROWN) have been found in TLS versions 1.0 and 1.1 in recent years.

As announced in release notes earlier this year, to avoid security vulnerabilities and to align with industry standards, Ex Libris is removing its support for TLS 1.0 and 1.1 in Primo production environments and will support only TLS 1.2 or later. The rollout which was communicated began on some environments in May and will be concluded in November 2019.

You can find additional information on TLS at:

- [Transport Security Layer \(TLS\) Support](#)
- https://en.wikipedia.org/wiki/Transport_Layer_Security
- <https://www.thesslstore.com/blog/apple-microsoft-google-disable-tls-1-0-tls-1-1/>
- <https://www.zdnet.com/article/chrome-edge-ie-firefox-and-safari-to-disable-tls-1-0-and-tls-1-1-in-2020>
- <https://blog.mozilla.org/security/2018/10/15/removing-old-versions-of-tls/>

Ongoing Analytics Enhancements (November)

November 2019

In addition to the Analytics support provided for usage actions in the November features, the following issues have been resolved for analytics:

- The Document > Link usage actions for DataStream, ORCID, and Preservation Link are now supported in Analytics.
- Provided the ability to see date and time that Primo Analytics data was updated. For more details, see [Adding the Data Availability or Data Updated Timestamp to a Report Header](#).

Ongoing Performance Enhancements (November)

November 2019

As part of our ongoing commitment to improve the performance of the UI, we optimized the initial load of the Full Display to improve its load time.

Ongoing Accessibility Enhancements (November)

November 2019

We are continuously working to improve product accessibility to make it comply with the standard of WCAG 2.0 AA level. In this release, we have resolved the following issues:

- In the new UI, it is now possible to use Dragon voice recognition software to search, navigate, and access elements (such as headers and drop-down lists) on the page.
- Some images in Virtual Browse were missing ALT values. This has been fixed.
- The term "Multiple Versions Image" was used for all image descriptions, regardless of whether the item was a book, journal, or an item that was actually listed with multiple versions. This has been fixed.
- For Advanced Search, the Date fields were not coded using the FIELDSET element. This has been fixed.
- In the Citation Linker, the text for the Submit button did not adequately describe the function of the button. This has been fixed.
- For Advanced Search, the date fields (day, month, and year) were missing labels or instructions about their behavior and usage. This has been fixed.
- With the Send Email action, the error messages were not included in the LABEL element or associated with the input field. This has been fixed.
- For Collection Discovery, skip links were missing. This has been fixed.
- In My Favorites, the heading element was missing for Search History. This has been fixed.
- For Browse Search, content does not have meaningful sequence. This has been fixed.

For more information, see the updated [Primo Accessibility Report](#) document.

Password Migration Period for IDP

November 2019

As previously announced, the password migration period for the Ex Libris Identity Service ends on December 31, 2019. At this time, all internal user passwords will be deleted from Alma, requiring internal users who did not sign in during the migration period to create a new password. For more information, please see [Removal of Passwords from the Alma Database](#).

Discovery in Context: Show More Items from the Same Course or Collection

August 2019

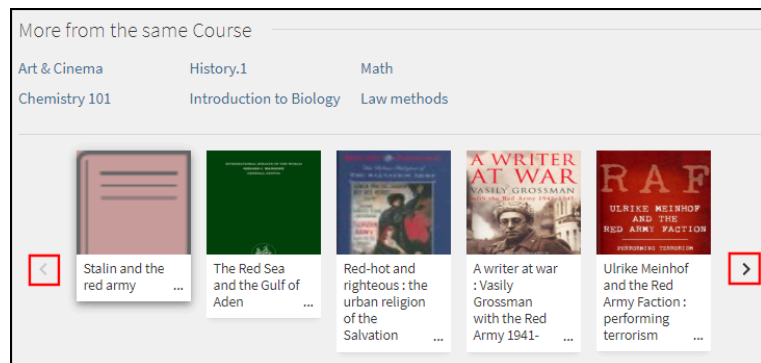
This enhancement allows users to expand the search of the current title to items in additional collections and courses that also contain the current title. To provide this capability, the following sections may be configured to appear in the Full Display of a record:

- More from the same Course – The top half of this section lists all courses to which this titles belongs. A maximum of six courses display initially. Users can select the **View all courses** icon to view the remaining courses. If the course is associated with Leganto, users can select the course to view its reading list in Leganto.

The bottom half of this section allows users to browse items that belong to the item's related courses. Users can select

any of the following:

- the Previous/Next arrows to scroll through the list of items
- an item in the list to open its Full Display.

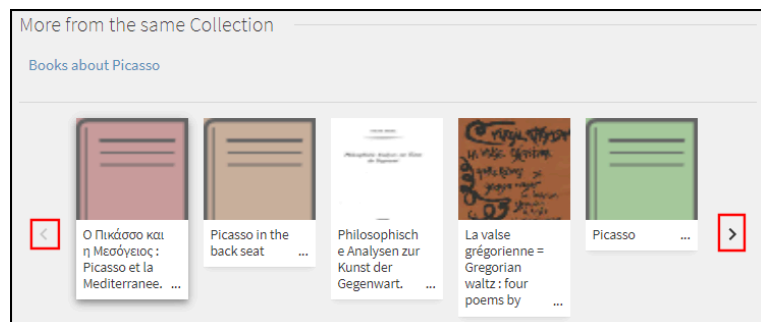


More from the Same Course Section

- More from the same Collection – The top half of this section lists all collections to which this titles belongs. A maximum of six collections display initially. Users can select the **View all collections** icon to view the remaining collections. Users can select a collection to open its Collection page, which allows them to view a collection's items and subcollections.

The bottom half of this section allows users to browse items that belong to the item's related collections. Users can select any of the following:

- the Previous and Next arrows to scroll through the items.
- an item in the list to open its Full Display.



More from the Same Collection Section

Configuration Options

The following table lists the settings used to configure this functionality.

Element	Description
Views Wizard	<p>To enable this functionality in the new Primo UI, the following fields were added to the General section of the Views Wizard:</p> <ul style="list-style-type: none"> • More from the same Course – Enables the More from the same Course section in the Full Display.

Element	Description
	<ul style="list-style-type: none"> • More from the same Collection – Enables the More from the same Collection section in the Full Display.
Aria Labels	<p>The following codes were added to support accessibility for this functionality:</p> <ul style="list-style-type: none"> • default.nui.aria.moreFromTheSame.course.tab: Navigate to More From The Same Course • default.nui.aria.moreFromTheSame.collection.tab: Navigate to More From The Same Collection
GetIT! Tab1 code table	<p>The following codes were added to support this functionality:</p> <ul style="list-style-type: none"> • More from the same course: <ul style="list-style-type: none"> ◦ default.nui.brief.results.tabs.moreCourse: More from the same Course ◦ default.nui.brief.results.tabs.courseTab: Course ◦ default.nui.brief.results.tabs.expandCourses: View all courses • More from the same collection: <ul style="list-style-type: none"> ◦ default.nui.brief.results.tabs.moreCollection: More from the same Collection ◦ default.nui.brief.results.tabs.collectionTab: Collection ◦ default.nui.brief.results.tabs.expandCollections: View all collections
Normalization Rules (More from same course only)	<p>In the Alma MARC Template and Alma UNIMARC Template normalization rule templates, the course information is now mapped to following subfields in the display/crsinfo field, but it will not display in the Primo UI:</p> <ul style="list-style-type: none"> • \$\$R – The course code and section are mapped from CNO \$\$k. • \$\$N – The course section ID is mapped from CNO \$\$l. • \$\$M – The course name is mapped from CNO \$\$j. <hr/> <p>Note</p> <p>To include the correct linking information on the Full Display page, make sure that you map the following search fields instead of using local search fields for course information: crsinfo, crsname, crsinstrc, crsid and crsdept.</p> <hr/>

Analytics - More from the Same

The following actions were added to the Action Usage subject area:

Group	Subgroup	Action	Description
Document	Navigation on menu	Services Menu	User selected the More from the same Course tab.

Group	Subgroup	Action	Description
			User selected the More from the same Collection tab.
	General	Display full record	User selected a record from the More from the same bar.
Exploration	More from the same	Navigate to More From the Same	User selected the More from the same <type> tab, where the valid types are Collection and Course.
		Click on record from More From the Same	User selected a record from the explore bar.
		Click Previous in More From The Same	User selected the Previous arrow from More from the same bar.
		Click Next in More From The Same	User selected the Next arrow on the More from the same bar.
		Go to Collection on Discovery from More From the Same	User selected a title of a collection on the More from the same bar.
		Go to Leganto from More from the Same Course	User selected a course link that navigated to Leganto.

Improve Glanceability of Course Material in Search Results

August 2019

This enhancement increases the visibility of titles that are part of a course reserve by placing an indicator above the item's availability status in the Brief and Full Displays.



Course Reserve Indicator in the Brief Display

Configuration Options

To display the indicator, you must map the course information from the source to the display/crsinfo field in the PNX (see [Configuring Course Reserves in Primo](#)). The following changes were made to support the configuration of this enhancement:

Element	Description
Display Constants code table	<p>The following codes were added to support the Course icon:</p> <ul style="list-style-type: none"> • default.fulldisplay.constants.course_icon: COURSE • default.fulldisplay.constants.course_tooltip: Item is part of a course(s)

Link to Leganto Reading List from Full Display

August 2019

This enhancement improves the integration between Primo and Leganto by allowing users to select a link from a record's full display and view the relevant reading list in Leganto.

The screenshot shows a 'Details' section for a book record. The 'Course Information' section is highlighted with a red box and contains the following links:

- Art & Cinema >
- History.1 >
- Math >
- Chemistry 101 >
- Introduction to Biology >
- Law methods >

Course Links in Full Display

Configuration Options

This feature is disabled by default. The following table lists the configuration options associated with this functionality.

Element	Description
Views Wizard	To enable this functionality in the new Primo UI, the following field was added to the Edit Full Details Attributes page in the Views Wizard: Enable Linking the Course Information to Leganto.
Templates mapping table	<p>The following code was added to create the links to Leganto for Alma customers:</p> <ul style="list-style-type: none"> • leganto_url – <code>{{alma_base}}/leganto/public/{{alma_institution}}/lists?courseCode={{course_code}}&primo=true</code>
Normalization Rules	<p>In the Alma MARC Template and Alma UNIMARC Template normalization rule templates, the course information is now mapped to following subfields in the display/crsinfo field, but it will not display in the Primo UI:</p> <ul style="list-style-type: none"> • \$\$R – The course code and section are mapped from CNO \$\$k. • \$\$N – The course section ID is mapped from CNO \$\$i. • \$\$M – The course name is mapped from CNO \$\$j.

Element	Description
	<p>Note</p> <p>To include the correct linking information on the Full Display page, make sure that you map the following search fields instead of using local search fields for course information: crsinfo, crsname, crsinstrc, crsid and crsdept.</p>

Analytics - Link to Leganto

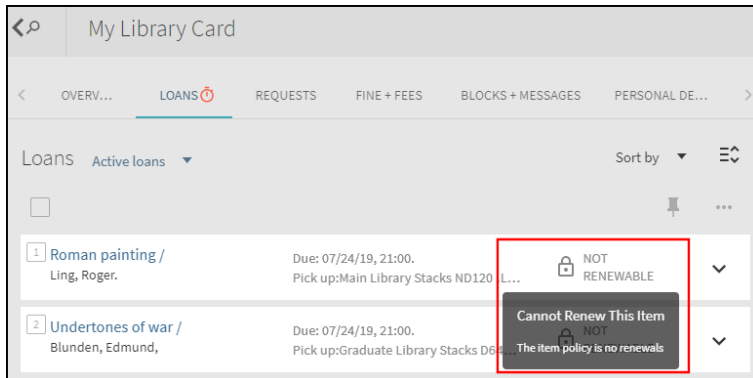
The following action was added to the Action Usage subject area:

- Link to Leganto from course information
 - Group: Document
 - Subgroup: Link

Display Reasons for Nonrenewable Loans in My Library Card

August 2019

With this enhancement, a Not Renewable indicator will now appear next to items that cannot be renewed on the Loans tab in My Library Card. For Alma environments only, users can also hover their cursors over a Not Renewable icon to display up to two reasons as to why the item is not renewable (such as a loan policy or block).



Not Renewable Indicator on Loans Tab

For more information, see [Display Reasons for Nonrenewable Loans](#).

Configuration Options

No additional configuration is necessary to enable this functionality. If you want to customize the display labels or provide translations, configure the following codes in the Library Card Labels code table:

- default.nui.loans.notRenewable: Not Renewable
- default.nui.loans.cannotRenewThisItem: Cannot Renew This Item

Support More Exact Search for Hypertext Links

August 2019

Previously, the Hypertext Linking Definitions mapping table allowed you to specify only the following enhanced search operators for display fields in the Full Details of a record: **exact** or **contains**. With this enhancement, you can specify a new option called **facet exact**, which provides a more precise search by adding the value of the corresponding facet field to the advanced search query when users select an enhanced hypertext link in the record's full details. For example:

```
http://primoqa13.exlibrisgroup.com:1701/primo-explore/  
search?query=creator ,exact%2CDrath%2C%20Wilfred%2CAND&vid=weston&facet=creator ,exact%2CDrath%2C
```

Note

When using the **facet exact** option, it is recommended that you use the same normalization rules for the facet field as you do with the \$\$Q subfield in the display field.

For more information, see [Facet Exact Operator](#).

Export to Mendeley

August 2019

This enhancement allows users to export records from various places (such as from the brief and full displays and My Favorites) in the new UI to their Mendeley accounts.



Mendeley Export Action in Brief Display (New UI)

For more details about this new export option, see the following pages:

- [Export to Mendeley](#)
- [Exporting Records from Primo](#)

Configuration Options

The following table lists the settings used to configure this functionality.

Element	Description
Actions List mapping table	The Mendeley mapping row enables the Mendeley export action in the new Primo UI. It is disabled by default.

Element	Description
Mendeley API Configuration mapping table (new)	<p>This table under the Front End subsystem configures the connection between your Primo server and the Mendeley application. After you have registered your Primo server with the Mendeley application (see Registering Your Primo Institution), specify the following fields and then save and deploy your changes:</p> <ul style="list-style-type: none"> • Mendeley application ID – Enter your Mendeley application ID. • Mendeley secret – Enter the secret value for your Mendeley application. • Mendeley redirect URI – Enter the redirect URL for your Mendeley application. Use the following format for your Primo server: <pre><Primo host name>/primo_library/libweb/mendeleyPost</pre> <p>For example: <pre>http://il-primo.corp.exlibrisgroup.com:1701/primo_library/libweb/mendeleyPost</pre></p>
Keeping this Item code table	<p>The following codes support this functionality:</p> <ul style="list-style-type: none"> • default.nui.mendeley.message.exported: Exported to Mendeley: • default.nui.mendeley.message.failed: Export to Mendeley failed • fulldisplay.command.pushto.option.Mendeley: Mendeley • default.nui.mendeley.message.exporting: Exporting to Mendeley

Search Engine Optimization Friendliness

August 2019

As part of our ongoing effort to make your library's catalog visible on the Web, this enhancement applies the following Search Engine Optimization (SEO) best practices:

- Canonical URL – To prevent duplicate content issues and to signify the preferred version of a page, the **rel=canonical** tag was added to the head section on Primo's Full Display pages using the following format:

```
<link rel="canonical" href="http://<Primo_DNS>/primo-explore/
fulldisplay/<doc_ID>/<view_ID>">
```

- Support Schema.org in the Full Display – This schema is now applied to the Full Display instead of only for specific deep links.
- Add Metadata to Collection Lobby and Collection pages – To help identify the collection pages, the title and description metadata tags were added to these pages.

These enhancements were made in preparation for the Dynamic Page Rendering feature that routes requests from Web crawlers to a renderer to apply static HTML. This feature will be released by the end of the year and will provide a significant improvement to search engine optimization.

Manage Your Customization Labels in One Place

August 2019

Primo uses many code tables to configure display labels and translations used throughout Primo, but using these these tables to translate labels for functionality that you developed yourself may be difficult to manage. With this enhancement, you can manage your custom display labels with a single code table called Custom Code.

To utilize this new table, add a row for each label and then deploy the changes to your view. For example:

Enabled	Code	Description	Language	Display Order	Default Value
<input checked="" type="checkbox"/>	custom.myNewLink	My custom link	en_US	1	

New Row Added to Custom Code

Customize Primo Shortcut Icon in IOS/Android

July 2019

This enhancement allows you to change the Primo shortcut icon that displays on the home pages of IOS and Android devices.

To change the shortcut icon:

1. Create a 150x150 pixel image for the Primo shortcut and give it the following name: **home-screen-icon.png**.
2. Edit your customization package and place the new shortcut image file under the **img** folder.
3. Zip and upload your customization package.

Primo Analytics Enhancements (August)

August 2019

In addition to the Analytics support provided for usage actions in the August features, the following table lists the missing usage actions for features that were added in previous releases. In addition, referrer data is now supported in the new UI under the Action Usage table.

Group	Subgroup	Action	Description
Featured Results:			

Group	Subgroup	Action	Description
Exploration	Featured Results	Display All Results from Featured Results	User displayed all results from Featured Results.
		Click on Record from Featured Results	User selected a record from Featured Results.
		Click Previous in Featured Results	User selected the Previous icon in Featured Results.
		Click Next in Featured Results	User selected the Next icon in Featured Results.
Virtual Browse:			
Exploration	Virtual Browse	Navigate to Virtual Browse	User selected the Virtual Browse tab in Full Display.
		Click on Record from Virtual Browse	User selected a record from Virtual Browse.
		Click Previous in Virtual Browse	User selected the Previous icon in Virtual Browse.
		Click Next in Virtual Browse	User selected the Next icon in Virtual Browse.
Push to Leganto:			
Document	Actions	Push to Leganto	User selected the Leganto export action.
Links and Lateral Links:			
Document	Lateral Linking	Lateral Linking - ispartof	User selected an is-part-of link in the record's details.
		Lateral Linking - relation	User selected a relation link in the record's details.
		Lateral Linking -	User selected a unititle link in the record's details.

Group	Subgroup	Action	Description
		untitled	
	Link	Link to review	User selected a link to a review.
		Link to TOC	User selected a link to a Table of Contents.
		Union catalog	User selected a link to a union catalog.
		Link to source	User selected a link to the source.
		Native interface	User a selected a link to the native interface.
		Additional link	User selected link to additional information.
		Local link <xx>	User selected a local link (1-50).
		Link to abstract	User selected a link to a record's abstract.
		Link to Finding aid	User selected a link to a finding aid.
		Link to price	User selected a link to a price.
		openURL	User selected a link to an OpenURL.
		openURL FT	User selected a link to an OpenURL with full text.
		Link to times cited	User selected a link to times cited.
		Link to request	User selected a link to a request.
Database Search:			
Search	Database	Database search	User performed a Database Search.

Group	Subgroup	Action	Description
	search	Click on the AZ list	User selected an A-Z list category.
		Click on a category	User selected a database category.
		Expanding a category	User expanded a database category.
Resource Recommender:			
Exploration	Resource Recommender	Click on resource recommender - <type>	User selected one of the following recommender types: custom1, custom2, custom3, database, library guide, person, website, or library information.
Sort in My Favorites:			
General	My Account	Sort eShelf by author	User sorted favorites by author.
		Sort eShelf by date	User sorted favorites by date.
		Sort eShelf by title	User sorted favorites by title.

Contextual Relationships - New Ways to Discover More

May 2019

With the May release, Central Discovery Index (CDI) will start tracking and displaying relationships between items, enabling users to explore these relationships in Primo search results. This functionality will be fully available on May 14, 2019. Currently, the following relationships are supported:

Supported Related Reading Relationships

Relation from	Relation to	Usage
Books (local and PC)	Chapters of the book (PC)	Allows users to view specific chapters from the book.
Books (local and PC)	Reviews of the book (PC)	Allows user to view any related book reviews.
Chapters (PC)	Other chapters in the book (PC)	Allows users to view other chapters from the book.

After displaying a record's full details, one or more links to related reading information may appear for the record:

BACK TO RESULTS LIST

BOOK
Post-bellum, pre-Harlem : African American literature and culture, 1877-1919
 Barbara McCaskill Caroline Gebhard New York : New York University Press c2006
 White Shore Voyager ISBN 0814731678 (cloth : alk. paper); ISBN 0814731686 (pbk. : alk. paper); ISBN 9780814731673; ISBN 9780814731680 Main Library

Available at WSU Main Library Main Collection (NXS12.3.A35 P65 2006) >

Chapters of this book 10 >
 Book reviews 1 >

TOP
 SEND TO
 GET IT Send to _____

Related Reading Links

Note

The number at the end of the link indicates how many relationships exist with the record.

Selecting a related reading link displays the related items on a results page where user can decide which items to view.

Showing chapters for

BOOK
Post-bellum, pre-Harlem : African American literature and culture, 1877-1919
 Barbara McCaskill \$QMcCaskill, Barbara.; Caroline Gebhard \$QGebhard, Caroline.

Please note that this is not necessarily a complete list of chapters X DISMISS

10 Results Personalize

1 BOOK CHAPTER
Jamming with Julius: Charles Chesnutt and the post-bellum, pre-Harlem Blues
 Baker, Barbara A 2006
 Annual Bibliography of English Language and Literature (LION) (ProQuest Chadwyck-Healey)
 ISBN: 0814731678 ; ISBN: 9780814731673
 Full: In (pp. 133-45) McCaskill, p.133
 Full text available >

2 BOOK CHAPTER
A marginal man in Black bohemia: James Weldon Johnson in the New York Tenderloin
 Dowling, Robert M 2006
 Annual Bibliography of English Language and Literature (LION) (ProQuest Chadwyck-Healey)
 ISBN: 0814731678 ; ISBN: 9780814731673
 Full: In (pp. 117-32) McCaskill, p.117
 Full text available >

Chapter Results Page

Configuration Options

Out of the box, this functionality is enabled. The following table describes the configuration options that support this functionality.

Contextual Relationships Configuration

Element	Description
Related Items mapping table (new)	This mapping table allows you to disable the Related Reading functionality for your view. To disable this functionality, create a new mapping row using the following fields:

Element	Description
	<ul style="list-style-type: none"> • View – Select the view for which you want to disable this functionality. • Related Items – Select No to disable the view. You can either remove the mapping row or select Yes to enable this functionality. • Description – You can specify an optional description for this mapping row.
Results Tile code table (modified)	<p>This table defines the labels that are associated with this functionality:</p> <ul style="list-style-type: none"> • default.nui.results.relatedItems.chapter2chapter.link: Other chapters of the same book • default.nui.results.relatedItems.book2review.link: Book reviews • default.nui.results.relatedItems.chapter2chapter.title: Showing other chapters of the same book • default.nui.results.relatedItems.book2chapter.title: Showing chapters for • default.nui.results.relatedItems.chapter2chapter.note: Please note that this is not necessarily a complete list of chapters • default.nui.results.relatedItems.book2review.title: Showing book reviews for • default.nui.results.relatedItems.book2review.note: Please note that this is not necessarily a complete list of reviews. • default.nui.results.relatedItems.book2chapter.link: Chapters of this book

Short Permalinks for Records (NERS 5845)

May 2019

Customers have indicated that our permalinks for records are too lengthy and are not easily sent to users, especially when sending text messages using a service such as Ask Us!. With this feature, the Send To action Permalink, which appears on both the Brief and Full Display pages, will now create a shortened URL that includes the type (**f** or **np**), record ID, and a key:

```
<Primo Domain>/permalink/<type>/<key>/<record_ID>
```

When the shortened URL is entered in a browser, Primo will convert the URL to its full URL and display the record's full details.

Full Display example:

- Short format –

```
http://il-primoqa02.corp.exlibrisgroup.com:1701/permalink/f/ubs98m/
primo_alma214849700001021
```
- Long format –

```
http://primoqa02.corp.exlibrisgroup.com:1701/permalink/f/ubs98m/
primo_alma214849700001021
```

Newspaper Search example:

- Short format –

http://primoqa02.corp.exlibrisgroup.com:1701/permalink/np/a0v6bj/
BM_ePnHCXMwYwKdT2pqDCz5LE1ZYEc3GRsbciCf6cTJYAheEJGYowDagg7K5Y156sUKIaALo1IVgksyc3IUwNfPKSSWK

- Long format –

http://primoqa02.corp.exlibrisgroup.com:1701/primo-explore/
npfulldisplay?docid=BM_ePnHCXMwYwKdT2pqDCz5LE1ZYEc3GRsbciCf6cTJYAheEJGYowDagg7K5Y156sUKIaALo

This enhancement is enabled by default. If you would like to revert to the long format, see [Disabling Short Permalinks in the New UI](#).

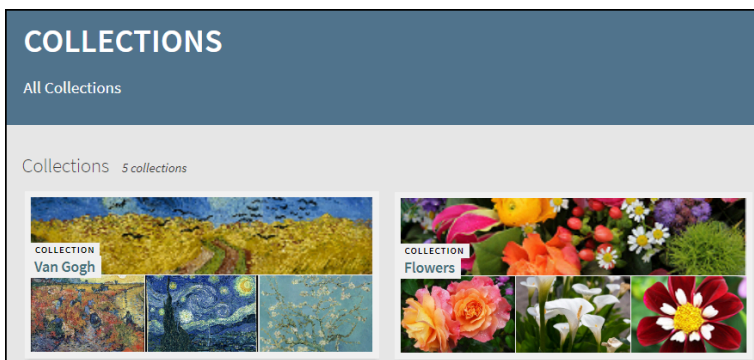
Enhance Visualization in Collection Discovery (Alma)

May 2019

This enhancement allows you to promote collections by specifying which images appear on each collection's and sub-collection's tile on the Collection Discovery page and in the banner on each collection's page.

Previously, the collection tile displayed up to four images, but used the image that was defined as the collection thumbnail for the first image, and pulled the remaining images from the items associated with the collection. Note that this is still the case for Rosetta collections. For Alma collections, you can now use Alma's Collection Resource Editor to manage and select high quality images that you would like to display for the collection or sub-collections. The editor allows you to specify locally-defined images and images defined within the collection. When images are configured, the following will display per page:

- Collection Lobby - The first four images defined for each collection will display in the collection's tile.

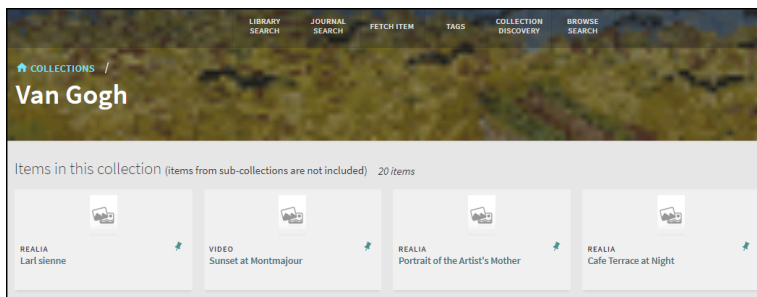


Collection's Tile (Maximum of 4 Images)

Note

- If fewer than four images are configured for a collection, only those images will appear in the tile.
- As in previous releases, the system will display the images from the collection's thumbnails and items if no images are defined for a collection.

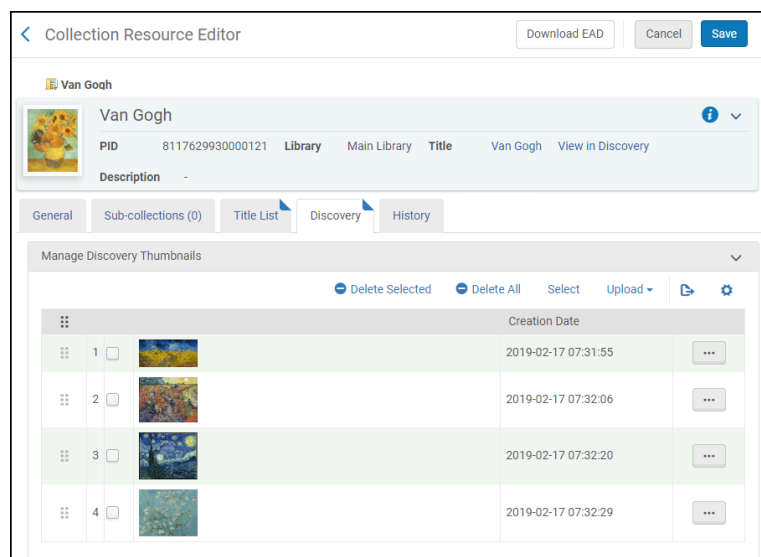
-
- Collection page - The first image defined for the collection will display in its banner.



Banner on a Collection's Page

Configuration Options

The Discovery tab on the Collection Resource Editor page in Alma ([Resources > Manage Inventory > Manage Collections](#)) allows you to add up to 20 image files to the Manage Discovery Thumbnails list. Currently, the system uses only the first four image files in the collection's or sub-collection's tile. There are future plans to enhance the display of collections and to use all the defined images. In addition to selecting image files that are attached to the collection in Alma, you can also add local image files to the list. For more information, see [Managing Images for the Collections Lobby](#).



Discovery Tab

Note

Images must be in .jpg, .jpe, or .png format with a maximum size of 500 KB.

Searching within a Collection

May 2019

This enhancement adds a dedicated search box to the Collections Page to allow users to search for and filter relevant items and sub-collections that are one level below the collection. This very helpful for collections that contain many items and sub-collections.

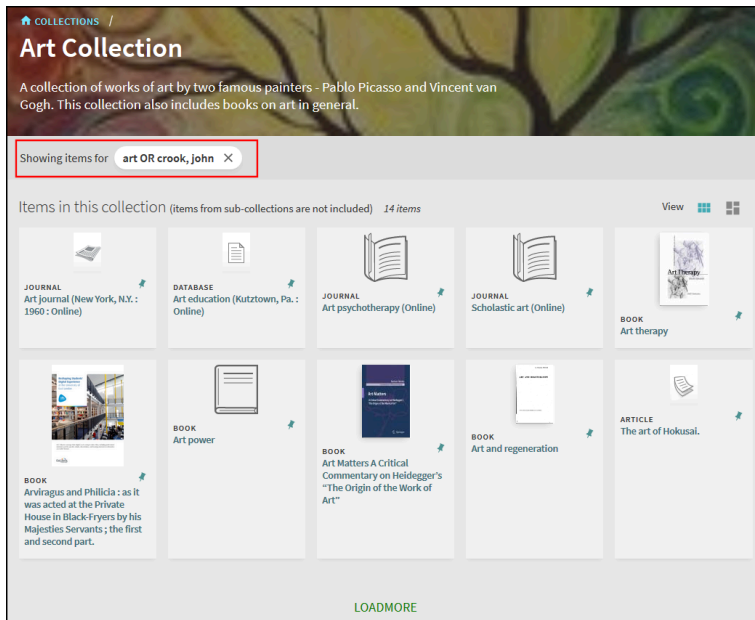
Note

Searches within a collection will not return any sub-collection's items and sub-collections.

The screenshot shows the ExLibris 'Art Collection' page. At the top, there is a navigation bar with links for 'LIBRARY SEARCH', 'JOURNAL SEARCH', 'ILL REQUEST', 'FETCH ITEM', 'Sign In', and 'Menu'. Below this is a header for the 'Art Collection' with a description: 'A collection of works of art by two famous painters - Pablo Picasso and Vincent van Gogh. This collection also includes books on art in general.' A search bar is located below the header. The page is divided into two sub-collections: 'Picasso Collection - books and reproductions' and 'Van Gogh Pictures and Books'. Below the sub-collections, there is a section for 'Items in this collection (items from sub-collections are not included) 32 items'. This section displays a grid of 10 items, each with a thumbnail and a title. The items include books and articles such as 'Improving water management: recent OECD experience', 'Europe', 'Arviragus and Philicia: as it was acted at the Private House in Black-Fryers by his Majesties Servants; the first and second part.', 'Application of the logistic function to bio-assay', 'Portfolio capital flows: hot or cold?', 'The art of Hokusai.', 'Art and regeneration', 'Photo-history.', and 'The (strange, recent but understandable) triumph of liberalism in Australia'. A 'LOADMORE' button is located at the bottom of the grid.

Collection Page

Search queries are matched against any search field (such as title, author, description, and subject) that is mapped from the collection's bibliographic records and may include any of the following search operators to provide a more complex search query: **AND**, **OR**, and **NOT**. In the following example, the search for the phrase **art OR crook, john** returns the following results:



Matching Search Phrase Found in Search Fields

Configuration Options

The following table describes the configuration options that support this functionality.

Collection Discovery Configuration

Element	Description
Institution Wizard (no change)	For information on how to configure collection discovery, see Collection Discovery .
Collection Discovery Labels code table (modified)	<p>This table defines the labels that are associated with this functionality:</p> <ul style="list-style-type: none"> default.nui.colldiscovery.show: Showing items for default.nui.colldiscovery.search: Search inside the collection

Add Unsubscribe Link to Alert Emails

May 2019

Without having to access and sign in to Primo, this enhancement allows users to unsubscribe from search alerts by selecting the unsubscribe link that now appears at the bottom of alert emails. When this link is selected, a message indicating whether the request has succeeded or failed appears on a new page.

Configuration Options

This enhancement is enabled by default. To configure the labels associated with this enhancement, customize the following codes in the Send Email and SMS code table:

- default.alert.unsubscribeLink – **Click here to unsubscribe:**

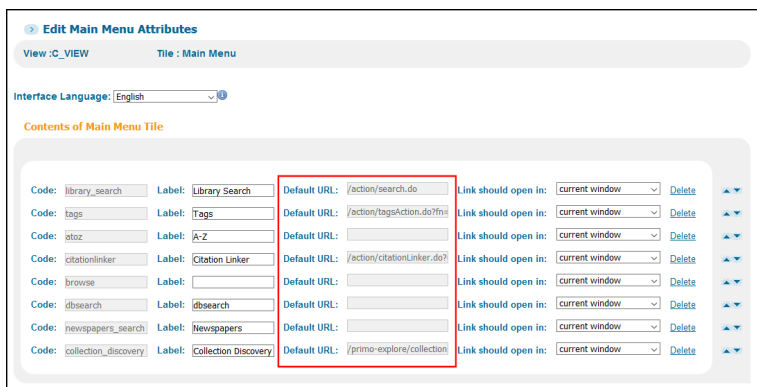
- `default.alert.unsubscribe` success – **You are now unsubscribed.**
- `default.alert.unsubscribe` failed – **Something went wrong. Please try again.**

Support Localized Links in the Main Menu

May 2019

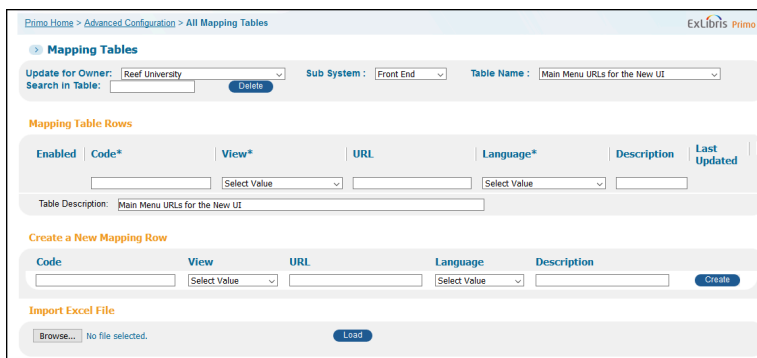
Previously, Primo allowed you to create translations for the labels of the Main Menu links, but you could not create separate links for each language. The following changes have been made to allow you to create separate links per language for the new UI only.

- Main Menu tile in the Views Wizard (modified) – The name of the **URL** field has changed to **Default URL**. It defines the English link and the default link for other languages.



Main Menu Tile in Views Wizard

- Main Menu URLs for the New UI mapping table (new) – At the institution level only, this mapping table allows you to define the Main Menu links per language in the new UI. To create a link for a menu item, create a new mapping row using the following fields:
 - **Code** (required) – Specify the code of the menu option defined in the Main Menu tile of the Views Wizard.
 - **View** (required) – Specify the view.
 - **URL** – Specify the URL for the menu option.
 - **Language** – Specify the language.



Main Menu URLs for the New UI Mapping Table (New)

For more information, see [Configuring Main Menu Links for the New Primo UI](#).

Support Usage Information for the Order of Main Menu Links

May 2019

Primo Analytics now tracks the number of times each link position is clicked in the Main Menu. This usage information allows you to determine which links (up to 10 links) are used the most and to set the order of the links accordingly. This Primo Analytics enhancement was originated as an Idea Exchange suggestion.

Primo Analytics Enhancements (May)

May 2019

In addition to the Analytics support provided for action usage in the May features, this release includes Analytics support for the following features/actions added in previous releases:

Group	Subgroup	Actions
Next/Previous Result:		
Document group	General	Previous Result Next Result
Contextual Relationships:		
Document	Related Items	Display Related items - Other chapters of same book Display Related items - Book chapters Display Related items - Book reviews
Newspaper Search:		
General	General	Go to Newspaper Search from Main Menu
Results List	General	Go to Newspaper Search from Results List
Search	Search	Newspaper search
Collection Discovery:		
Collection Discovery	Linking to Collection Discovery	Link to Collection Discovery
		Link to Collection from Results List
		Link to collection path from full display

Group	Subgroup	Actions
	Collection Discovery	Display a collection
		Display an item
		Add collection to favorites
		Add item to favorites
		Change view to <type>
My Library Card:		
General group	My Account	Renew Loan Cancel Request
Ordering Main Menu Links:		
General	General	Clicks on Main Menu link positions: Main Menu link 1–Main Menu link 10

Ongoing Accessibility Enhancements (May)

May 2019

We are continuously working to improve product accessibility to make it comply with the standard of WCAG 2.0 AA level. This release includes the following accessibility improvements:

- When more than five disciplines were selected on the Personalize My Results page, an error message was not displayed. This has been fixed.
- After selecting the **Copy the citation to clipboard** option in Citations, no notification was provided. This has been fixed.
- After selecting the Citation button, the tabbed interface is not correctly implemented. This has been fixed by ensuring that the appropriate elements and attributes (such as role).
- In the **Tweak my results** section, the **Exclude** button could not be reached using the keyboard. This has been fixed.
- The action controls were disabled when the My Favorites page was displayed. This has been fixed by adding instructions—for example, **Select Items below to enable controls**.
- In the Advanced Search panel, the listbox controls at the bottom of the page (such as Title, Contains, and so forth) were unlabeled. This has been fixed with aria-labels.

- The following label for the **Add to favorites** button was not clear: **Keep item number X to favorites**. This has been fixed.
- Error messages in the Sign In dialog box were not associated with the fields, and fields are not marked as invalid. This has been fixed.
- After selecting the **Sign In** link, focus was not placed on the dialog box that opened, and when the dialog box was closed, focus was not returned to the activating element. This has been fixed.
- After selecting the **Sign In** link, the dialog box did not contain a main heading and Change language and Access Library Card buttons. This has been fixed.

Improve Performance of Results in My Favorites

May 2019

To improve performance for the new UI, the **Load more results** button has replaced endless scrolling in My Favorites (Saved Records).

Deprecate BIRT Reports for Primo Cloud Customers

May 2019

To support the deprecation of BIRT Reports and the switch to Primo Analytics, the User Reports mapping table and the Primo Dashboard have been hidden, and the link to access the Primo Reports page in the Primo Back Office has been deprecated for Primo cloud customers. For more information about Primo Analytics, see [Overview of Primo Analytics](#).



Deprecated Link to BIRT Reports

SAML Certificate Renewal

May 2019

The SAML signed certificate will expire in October 2019. If you are using SAML user authentication and utilizing the SAML signed certificate in your Primo authentication profile, please check with your administrator to see if the certificate requires renewal. Most IDP systems will respect expired certificates according to section 2.2 Profile Overview in the [SAML V2.0 Metadata Interoperability Profile](#) specification document. For more information on how to check and renew your certificates, see [Replacing a Certificate](#).

Note

For Total-Care customers, please open a Support case with Ex Libris if you require any actions on this topic.

Reduce Broken Links for Primo Central

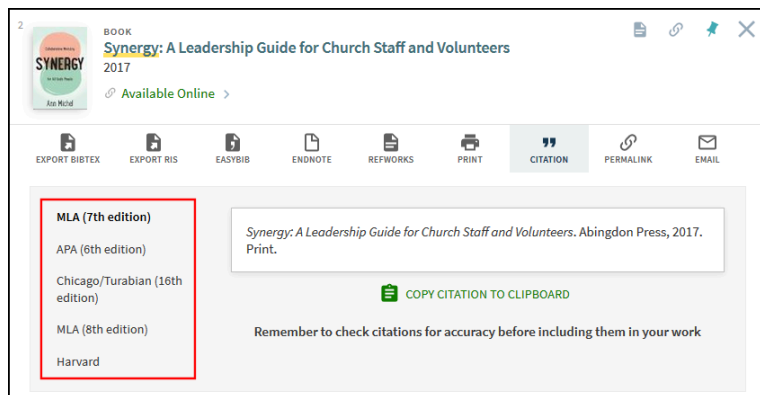
May 2019

In case links in Primo Central and local records are missing the **http/https** prefix, this enhancement will make sure that each link is prefixed to reduce the number of broken links.

Support Citation Style Language (CSL)

February 2019

Out of the box, Primo supports the following citation styles: APA (6th edition), Chicago/Turabian (16th edition), Harvard, MLA (7th edition) and MLA (8th edition).



Send to Citation Action

With this enhancement, institutions can use the new Citation Style Language mapping table ([Primo Home > Advanced Configuration > All Mapping Tables > Front End > Citation Style Language](#)) to manage and include additional citation style languages, which are stored in [GitHub's CSL Style Repository](#).

Primo Back Office
 Primo Home > Advanced Configuration > All Mapping Tables

Home Deploy & Utilities General Local Data Publishing FE & Delivery Search Engine

Mapping Tables

Update for Owner: Volcano Island University Sub System: Front End Table Name: Citation Style Language Search in Table
 Delete

Mapping Table Rows

Enabled	Source*	Source Type*	Order	Description
<input checked="" type="checkbox"/>	EasyBib	mla8	4	MLA (8th edition)
<input checked="" type="checkbox"/>	EasyBib	mla7	1	MLA (7th edition)
<input checked="" type="checkbox"/>	EasyBib	chicagob	3	Chicago/Turabian (16th edition)
<input checked="" type="checkbox"/>	EasyBib	harvard1	5	Harvard 1
<input checked="" type="checkbox"/>	EasyBib	apa	2	APA (6th edition)

Table Description: Citation styles

Create a New Mapping Row

Source	Source Type	Order	Description
<input type="text"/>	<input type="text"/>	<input type="text"/>	<input type="text"/>

Create

Citations Styles List Page (Out-of-the-Box Styles Shown)

For configuration details, see [Managing Citation Styles for Primo](#).

Provide Users with an Immediate Topic Overview for Short Topic Searches

February 2019

Many users start their quest for material with short topic searches, often by looking for keywords to help them to dive deeper into the subject. With this new feature, you can display a short topic overview, which is derived from a reference entry in a collection that you have active, on top of the results list. In the initial release, eligible source collections include the following: Credo, Encyclopedia Britannica, Gale Virtual Reference Library, Worldbook, Netadvance, and Wikipedia. Others will be added in future.

Note

This feature will not be fully available until February 12, 2019.

The screenshot shows a search results page with a topic overview for 'Texas'. The overview includes a brief description of Texas, its source (Gale Virtual Reference Library), and a 'Full text available' link. Below the overview is a list of search results, including an article from 'Pro Farmer' and an index from 'Index Medicus'. The page also features a 'Tweak my results' sidebar with options for 'Expand My Results', 'Sort by Relevance', 'Availability', and 'Subject'.

Reference Entry in Results

Back Office Configuration

This functionality is disabled by default. You can enable this feature by selecting the **Highlight reference entry on top** field in the Views Wizard ([Primo Home > Ongoing Configuration Wizards > Views Wizard](#)).

If you want to modify the display labels that are associated with this functionality, update the new Reference Entry code table.

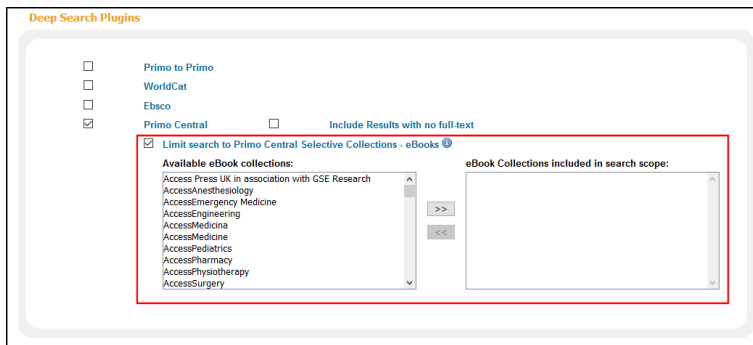
Add up to Five Ebook Collections from Primo Central to Your Local Search Scope

February 2019

Previously, you could define search scopes that included all collections from Primo Central. With this feature, you have the ability to add specific Primo Central ebook collections (such as HathiTrust) to your search scopes, which are defined in the Back Office with the Views Wizard. For your convenience, the Views Wizard will display your active Primo Central e-book collections so that you add them to your local search scopes easily.

Note

This feature will not be fully available until February 5, 2019.



Edit Search Scope in Views Wizard

Note

To ensure good performance for this release and to keep the selection manageable, you can combine to up to five Primo Central collections per search scope.

Increase Visibility of Citation Trail

February 2019

This enhancement allows users to access the Citation Path page from the Brief Results page. Previously, the following citation links were available only on the Full Display page:



– View records that this record cites.



– View records that cite this record.

Now the links also appear on the Brief Results page:



Citation Links in Brief Results (NEW)

Selecting a citation link, opens the Citation Path page, which contains the list of citations and the path to the selected record.



Citation Path Page (Existing)

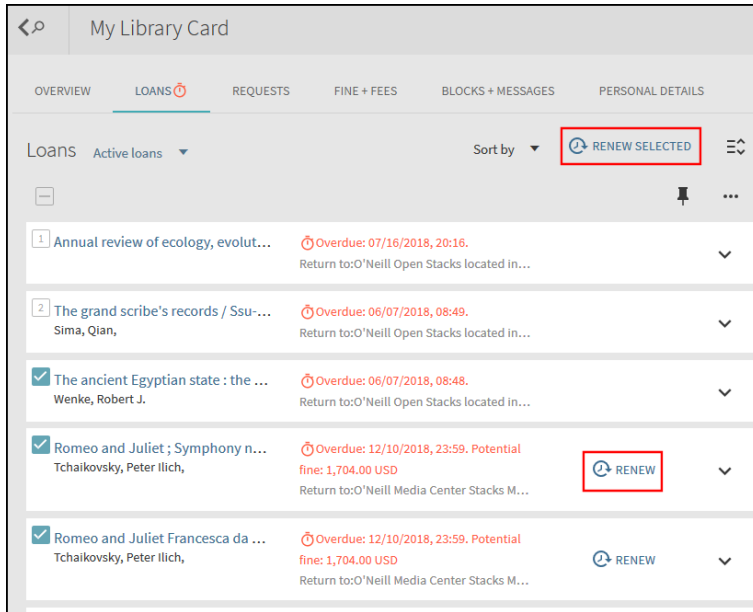
The **Enable Citation Trail** option in the Views Wizard allows you to activate citation trails in the UI. For more information, see [Configuring Citation Trails](#).

Improve Renew Selected in My Library Card

February 2019

This enhancement adds the ability to renew selected loans from the list with one click in My Library Card. The following renew options are supported in the Loans tab:

- **RENEW SELECTED** (new) - This button appears at the top of the loan list if any but not all loans have been selected in the list. When selected, only the selected loans will be renewed.
- **RENEW ALL** (existing) – This button appears at the top of the loan list when there is a single loan in the list, when no loans are selected in the list, and when all of the loans are selected in the list. When selected, it will attempt to renew all loans in the list.
- **RENEW** (existing) – This button appears for a loan in the list if it can be renewed. When selected, only that loan will be renewed.



Loans Tab in My Library Card

Configuration Options

The following table lists the Back Office configurations that are supported with this functionality.

Configuration Options

Page	Description
Library Card Labels code table	<p>The following code was added to define the new Renew Selected button in the Loans tab:</p> <ul style="list-style-type: none"> <code>nui.loans.renewselected</code> – Renew Selected
Loans Lists Labels code table	<p>The following codes were added to define the messages used in the Loans tab:</p> <ul style="list-style-type: none"> <code>nui.loans.renewselected.success.fetchall</code> – The selected loans have been successfully renewed <code>nui.default.loans.renewselected.fail.fetchall</code> – Renew has failed for the selected loans

Ongoing Accessibility Improvements (February)

February 2019

We are continuously working to improve product accessibility to make it comply with the standard of WCAG 2.0 AA level. In this release, we have solved the remaining accessibility issues that were received from an external audit and customer cases. Some of these fixes include the following:

- Search fields now have a programmatically determinable label.
- Fixed the **Skip to Search** link in Advanced or Browse Searches.

For JAWS users:

- Login options are now labeled.
- The arrow keys are now enabled to allow users to navigate between page selector links in the Brief Results.
- Ctrl+ENTER and Ctrl+left click were enabled on various pages in the new UI to allow links to be opened in a new window.
- For screen reader users, added titles and labels to Resource Recommender page.
- Removed unnecessary elements such as the "Show more filters" at the end of Tweak My Result section.
- Added "search results" to the number followed by the facet value to make clearer for screen readers.
- Changed the labels of the search scope drop-down control to make them clearer.
- Fixed the aria-labels in the User area menu.
- In various places in the new UI (such as brief results and full display), patrons cannot right-click links and open them in a new tab. This has been fixed.

We will soon publish the accessibility alignment plan for 2019, which is based on our accessibility audit and customer cases and reports that were communicated to the working group.

Transport Layer Security (TLS) Support

February 2019

TLS is a cryptographic protocol that provides authentication and data encryption between different endpoints (for example, the user's desktop and the application server). Various vulnerabilities (such as POODLE and DROWN) have been found in TLS versions 1.0 and 1.1 in recent years.

To avoid security vulnerabilities and to align with industry standards, Ex Libris is removing its support for TLS 1.0 and 1.1 in both Alma and Primo. This will occur on all sandbox environments as of the March release (February 17th, 2019) and on all production environments as of the May release (May 5th, 2019). Effective May 31, 2019, Ex Libris will support only TLS 1.2 or later. For more information, see [Security Update - Deprecation of Obsolete TLS 1.0 and TLS 1.1 Versions – Updated April 16, 2019](#).

You can find additional information on TLS at:

- https://en.wikipedia.org/wiki/Transport_Layer_Security
- <https://www.thesslstore.com/blog/apple-microsoft-google-disable-tls-1-0-tls-1-1/>
- <https://www.zdnet.com/article/chrome-edge-ie-firefox-and-safari-to-disable-tls-1-0-and-tls-1-1-in-2020/>
- <https://blog.mozilla.org/security/2018/10/15/removing-old-versions-of-tls/>

Deprecation of BIRT Reports for Primo Cloud Customers

February 2019

Starting with the Primo May 2019 release, BIRT reports will be deprecated for Primo Cloud customers. It is recommended that you begin the migration to Primo Analytics. For more information, see [Overview of Primo Analytics](#).

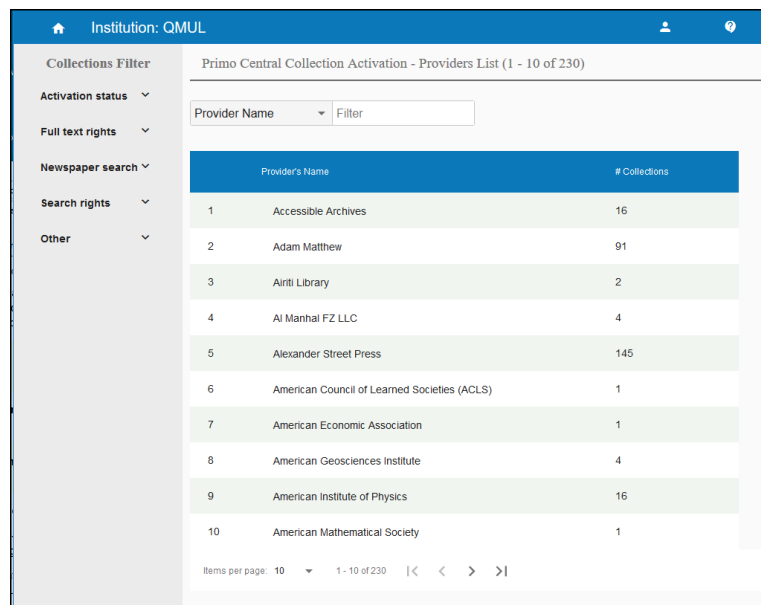
New Primo Central Activation User Interface

February 2019

The Primo Central Activation user interface has been given a new look and feel and improved performance. The new UI allows users to select collection criteria (such as subscription and access information) and to perform searches on provider and collection names to help manage the activation of your library's collections. In addition, users now have the ability to add notes to collections to provide additional information regarding their activation or deactivation.

Note

The new user interface will be released on January 27, 2019.



Institution: QMUL

Primo Central Collection Activation - Providers List (1 - 10 of 230)

Provider Name Filter

	Provider's Name	# Collections
1	Accessible Archives	16
2	Adam Matthew	91
3	Airtel Library	2
4	Al Manhal FZ LLC	4
5	Alexander Street Press	145
6	American Council of Learned Societies (ACLS)	1
7	American Economic Association	1
8	American Geosciences Institute	4
9	American Institute of Physics	16
10	American Mathematical Society	1

Items per page: 10 1 - 10 of 230 |< < > >|

Provider List

After selecting a Provider's link in the Provider List, the Collection List opens, allowing you to activate/deactivate collections individually or in bulk. In addition, you can select collection filters and search further on the collection name to narrow your results.

Primo Central Collection Activation - Providers List (1 - 10 of 230)

	Provider's Name	# Collections
1	Accessible Archives	16
2	Adam Matthew	91
3	Airiti Library	2
4	Al Manhal FZ LLC	4
5	Alexander Street Press	145
6	American Council of Learned Societies (ACLS)	1
7	American Economic Association	1
8	American Geosciences Institute	4
9	American Institute of Physics	16
10	American Mathematical Society	1

Items per page: 10 | 1 - 10 of 230 | < > >>

Collection List per Provider

For additional information, see [Primo Central Collection Activation](#).

Resolved Issues

- **November 2019 SF: 456089, 477405, 571831, 200385, 209507, 215013, 361977, 369751, 431260, 13752**
There was a problem when sending many records (over 100) from the e-shelf to print or email. This has been fixed.
- **November 2019 SF: 25649**
The Popularity Sort Boost mapping table was missing the Save button at installation level. This has been fixed.
- **November 2019 SF: 455046**
Missing tooltips for the tabs in Advanced Search. This has been fixed.

To create tooltips for the tabs:

- 1) Edit the View Labels code table.
- 2) Add a code for each tab using the following format:
.tabbedmenu..tooltip

- **November 2019 SF: 369496, 371343, 426141**
When the bor-info response contained URIs as the nameID in AZURE or ADFS authentication methods, Primo failed to obtain the bor-info data. This has been fixed.
- **November 2019 SF: 389366**
When using the IE browser to make requests, the text on the left side of the request was difficult to see. This has been fixed.
- **November 2019 SF: 501852, 666803, 671723**
When viewing Hebrew on a mobile device, the X icon used to close the More page, which displays all Main Menu links, was on the wrong side of the page. This has been fixed.
- **November 2019 SF: 461670, 461671, 477498, 481745, 524999, 528297, 552440, 552627, 635415, 641662, 661867, 687695, 723550, 427699**
In some cases, the Zero Search Results report contained searches that did have results. This has been fixed.
- **November 2019 SF: 634967, 415498**

HTML elements were not recognized and displayed in Get It. This has been fixed with the addition of the ng-bind-html attribute.

- **November 2019 SF: 554797, 618944, 652561, 339747**
In some cases, exact phrase searches returned results that did not contain the exact phrase. This has been fixed.
- **November 2019 SF: 454240**
In some cases, the ILS API Configuration mapping table and other mapping tables contained duplicate options in drop-down lists. This has been fixed.
- **November 2019 SF: 464807, 581121**
Unable to import mapping tables that had non-alphanumeric characters in their name. This has been fixed.
- **November 2019 SF: 239207, 352580, 363914, 60762**
Apostrophes (0027) in search queries were treated differently in Primo and Primo Central and returned different results. This has been fixed.
- **November 2019 SF: 522349**
CSIRO was wrongly identified as an author. This has been fixed by adding it to an exception list.
- **November 2019 SF: 509646, 528383, 529335, 537978, 585118, 596874**
When using the Firefox browser to view the new UI, the tool tip for the main menu did not display correctly. This has been fixed.
- **November 2019 SF: 547952, 559562**
The Basic Precision Operator label was not displaying as configured and could not be changed. This has been fixed by adding the following code:
search-simple.precisionOperator.option.begins_with: starts with
- **November 2019 SF: 554011**
For searches with more than 30 Boolean operators, queries returned results with no full text. This has been fixed.
- **November 2019 SF: 543480**
When switching labels in My Library Card, items were not sorted correctly. This has been fixed.
- **November 2019 SF: 568917**
'היעור' was wrongly identified as an author. This has been fixed by adding it to the exception list.
- **November 2019 SF: 568959, 583475, 649105, 696869, 700041, 705631**
In some cases, saved email alerts included the following text in the Subject: 'facet|;|dummy|;|value'. This has been fixed for newly saved searches only.
- **November 2019 SF: 543470**
In the new UI, loan titles were sorted incorrectly, giving capitalized letters preference. This has been fixed.
- **November 2019 SF: 580861, 583707, 600099, 603592, 625358, 674217, 699133**
For Journal Search, mobile device users could not see what they were typing. This has been fixed.
- **November 2019 SF: 239399**
In August 2016 synonyms were added to Hebrew words that start with the following Hebrew prefix characters: משה וכלב. Because Hebrew acronyms in simple searches were being incorrectly inflected, synonym expansion has been restricted to cases where the word is at least 5 characters long.

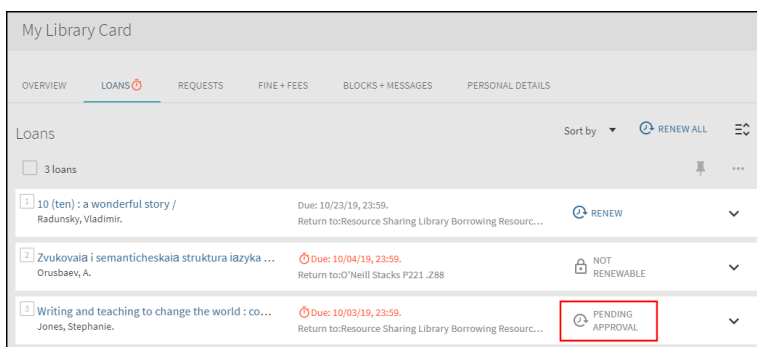
For example, the following expansions will still occur:

אבולעפּיָא <- אבולעפּיָה
שאבולעפּיָא <- שאבולעפּיָה

But the following expansions will no longer occur:

פּאָי- <פּי
מפּאָי- <מפּי

- November 2019 SF: 590114, 667928**
 In the new UI, it is now possible to use Dragon voice recognition software to search, navigate, and access elements (such as headers and drop-down lists) on the page. This has been fixed.
- November 2019 SF: 595482, 609910**
 If a search failed because of a server error, the system incorrectly displayed the `No Results found` feedback message. To return a more meaningful feedback message, the following codes have been added to the Error Messages code table:
 - `default.nui.search.error.ui.server.error.header`: The search failed due to a system error.
 - `default.nui.search.error.ui.server.error`: Please try again. If the problem persists, please notify the library staff.
- November 2019 SF: 454117, 544167, 550508, 677996**
 The following codes were added to the Loans List Labels code table to improve the messages displayed in My Library Card during the loan renewal process:
 - `default.loans.renewed.P` - The “Pending approval” message appears after selecting the Renew button.
 - `default.loans.pendingApproval` - The “Pending approval” message appears if there are loans pending renewal when the Loans tab is opened.
 - `default.loans.renew.pendingApproval` - The “‘{0}’ renewal is pending approval.” message in the yellow pop-up message when renewing a loan.
 - `default.loans.renewselected.pending.fetchall` - The “Selected loans are pending approval.” message appears in the yellow pop-up message if all selected loans are pending approval.
 - `default.loans.renewall.pending.fetchall` - The “All loans are pending approval.” message appears in the yellow pop-up message if all loans are pending approval.



Pending Approval Example

- November 2019 SF: 559304, 597937, 607525, 618450, 678090, 689952, 728442**
 (New UI) When the location name contained a period, all text preceding the period in the location name was not displayed in the Availability indicator. This has been fixed.
- November 2019 SF: 601463**
 While exporting records to email, the action returned an error when users specified an email address that contained valid special characters (for example, John.O'Donnell@abc.def). This has been fixed.
- November 2019 SF: 623915**
 When the Primo UI was set to es_EU (Basque) for patron purchase requests, the system did not send the eus language code. This has been fixed.
- November 2019 SF: 613119, 680112, 713973**
 In some cases, advanced searches of the Author field returned no results when the search query included stop words.

This has been fixed.

- **November 2019 SF: 591339**
In some cases, Hebrew text with special characters displayed incorrectly in the Full Display. This has been fixed.
- **November 2019 SF: 587115, 656819, 667554**
The Featured Newspapers mapping table supported only 5 rows of ISSNs. This has been fixed to support 10 rows as expected.
- **November 2019 SF: 500517, 668762**
"Lateral Linking" and "Link" Actions in the new UI did not have data in Primo Analytics. This has been fixed.
- **November 2019 SF: 643361**
IDP-initiated requests were unable to log out from Primo with SAML authentication. This has been fixed.
- **November 2019 SF: 693354**
The title of subcollection items and their headers were different. This has been fixed.
- **November 2019 SF: 602018, 655111, 736536**
Record details were slow to display when opening the record's full display page. This has been fixed.
- **November 2019 SF: 615409**
When exporting records to EndNote, incorrect titles were mapped from Primo. This has been fixed by using the institution-level version of the 'Refworks Fields' mapping table instead of the OTB version.
- **November 2019 SF: 654023**
In case of searching a query contains a quote followed by a question mark, we ignore the question mark. The reason is - if it supposed to be a wildcard, the quote should appear after the question mark. If it is not a wildcard - it will be removed anyway in the search (we don't index question marks).
- **November 2019 SF: 654342**
When opening a record's full display page without providing a search scope, the mashup_new.css file was not loaded. This has been fixed.
- **November 2019 SF: 641261**
For any search that contains question mark in the end of a word - we add the word with the question mark to the lucene query (as keyword).
- **November 2019 SF: 658363**
When using the IE browser in the new UI, the title overlapped the call number. This has been fixed.
- **November 2019 SF: 657434, 668275**
While exporting records to email, the word "script" was treated as an HTML element in the Note field, causing an error. This has been fixed.
- **November 2019 SF: 678305**
Grayed out background of full view dialog displayed after clicking back to full view. This has been fixed.
- **November 2019 SF: 646656**
In the Library card Labels code table, the description for the following 'it_IT' code had a typographical error: default.nui.loan.brief.1. This has been fixed.
- **November 2019 SF: 668277**
The aria-label for the ""creation date"" facet was not updated according to the label configured by the customer in the code table. This has been fixed.
- **November 2019 SF: 616378**
Increased the maximum number of Journal Title facets to 20.
- **November 2019 SF: 696536**
(New UI only) For mobile devices, resource recommendations wrapped too soon and did not fill the screen horizontally before wrapping to the next line. This has been fixed.

- **November 2019 SF: 699183**
In some cases, subject headings and lateral links were not read correctly by screen readers. This has been fixed.
 - **November 2019 SF: 654792, 429583**
Beacon for the action 'Expand PC Results (Unchecked)' is reported correctly, and not as 'Expand PC Results'.
 - **November 2019 SF: 698774**
In some cases, there was a security vulnerability issue when sending email. This has been fixed.
 - **November 2019 SF: 535496, 535869**
For words that contained a mixture of Latin and Korean characters and either a hyphen (-) or an at symbol (@), the Latin and Korean characters were tokenized as one word. For example:
Hyper-V를 -> Hyper [Blank] V를
R&D집단의 -> R&D집단의 (-no blanks)

This has been fixed. For example:
Hyper-V를 -> Hyper [Blank] V [Blank] 를
R&D집단의 -> R&D [Blank] 집단의
- Note: This fix requires you to re-index the problematic records. If not, there will be issues with "exact" and "contains" searches.
- **November 2019 SF: 708031**
The search engine log file agent_9501.log has been growing too fast during indexing since the May 2019 release. This has been fixed.
 - **November 2019 SF: 705919**
A record's related book reviews could not be opened in a new tab by right-clicking the button and selecting opening in a new tab. This has been fixed.
 - **November 2019 SF: 679906**
(New UI) In the brief results, the ""Citation trails icons and labels"" are now fixed and behave like the other actions for each record.
 - **November 2019 SF: 706119**
In the My Library Card > Blocks + Messages tab, an additional hyphen ("-") displayed after the institution name. This has been fixed.
 - **November 2019 SF: 712789, 713986, 714059, 716993, 722341**
Primo was not displaying the items under the collection lobby after the August release. This has been fixed.
 - **November 2019 SF: 00603655**
In some cases, a **norequests** label and no request options appear in the Get It section of a record's full display. This has been fixed.
 - **August 2019 SF: 00563641, 00661574, 00022667, 00047951, 00047952, 00047954, 00047955, 00047956, 00047958, 00047965, 00047963, 00047966, 00047967, 00078310, 00098348, 00106622, 00110203**
For cases in which a search term included digits and a period, expected results were not returned. This has been fixed.
- Note: It is necessary to re-index the database from scratch to ensure that Primo searches will work properly after this fix. For instructions, refer to the Re-Indexing the Database section in the Primo System Administration Guide.
- **August 2019 SF: 00590157, 00025988, 00068634, 00122993, 00129167, 00134698, 00140001**
RSS updates were limited to 10 records. This has been fixed.
 - **August 2019 SF: 00129736**
The following change was made to the addata/date field in the Alma MARC Template:
"Check that string exists" changed to "Check that string not exists"

- **August 2019 SF: 00151828**
Changed the normalization rule for the search:addtitle field in the Dublin Core NR template to use dcterms:isFormatOf instead of dcterms:isFormat of.
- **August 2019 SF: 00127887**
In the Snippet Display Preferences Mapping Table, the values in the Type, Priority, and Field columns were duplicated. This has been fixed.
- **August 2019 SF: 00533557, 00179388**
The following change was made to the FRBR section of the Voyager NR template: In Field k1 > 5th rule > first condition, Lower Case was changed to Check that string exists.
- **August 2019 SF: 00654936**
All Links defined in the User Login Links mapping table were not appearing on the Sign In page. This has been fixed.
- **August 2019 SF: 00582698, 00226306, 00237854**
In some cases, the Date slider could not be refined beyond the current year. This has been fixed.
- **August 2019 SF: 00239317**
In the new UI, display labels were truncated when viewing the record's full display. This has been fixed.
- **August 2019 SF: 00390154**
The Display Source Record link does not display the icon to open page in a new window. This has been fixed.
- **August 2019 SF: 00473801, 00568960, 00569767, 00585901, 00617354, 00664740, 00400923**
For the new UI, Referrer data was missing from Primo Analytics > Primo Action Usage. This has been fixed.
- **August 2019 SF: 00586489**
For Browse Search in the new UI, there is no clear search term "X" option. This has been fixed.
- **August 2019 SF: 00402318**
In the new UI, there is no space between links in My Account. This has been fixed.
- **August 2019 SF: 00435082**
The condition for the search/subject field in the Alma MARC template now uses the MARC 880 field instead of the 611 field. This has been fixed.
- **August 2019 SF: 00571638**
Added an action to Primo Analytics to support the push to Leganto.
- **August 2019 SF: 00467383**
On the Services page, the values of incoming parameters were changed to undefined if they contained special encoded characters. This has been fixed.
- **August 2019 SF: 00461169, 00476605, 00485703, 00488185, 00492622, 00519443, 00526980, 00531333, 00532741, 00542769, 00544622, 00545748, 00551983, 00377250, 00428003**
The url tag was added to rft_dat in the following Alma Delivery Templates: Almaviewit_remote and Almasingle_service_remote.
- **August 2019 SF: 00414896**
In Primo Central, a question mark (?) is regularly interpreted as a wildcard. For example, clos?d may return closed. An exception to this rule can occur when the '?' shows up at the end of the word. In such case, it is interpreted as both a wildcard and a lone term without the question mark. For example, the search term close? may return both titles that have close or closed.
For cases in which a punctuation mark immediately followed a question mark (such as close?:), the system interpreted the term only as a wildcard word close?: and did not return titles that had the term close. This has been fixed.
- **August 2019 SF: 00510137**
If facet_lang is nor, nob, and nno for a given query, it will be merged in to the nor facet.
- **August 2019 SF: 00450478, 00585154, 00580418, 00606278, 00611370, 00633568, 00635426**
Guest users received "request not available" for items instead of no message. This has been fixed.

- **August 2019 SF: 00557055, 00564619, 00565020, 00591788, 00641554**
Special characters in customization packages were not encoded correctly. This has been fixed.
- **August 2019 SF: 00508285**
For Chrome users in the new UI, the Overview tab in My Library Card did not expand to four columns. This has been fixed.
- **August 2019 SF: 00615545**
Changed the "wildcard expansion" error message to the following message: Partial results found.
- **August 2019 SF: 00612816, 00612863, 00631439**
In the new UI, the Peer Reviewed indicator appeared for newspapers. This has been fixed.
- **August 2019 SF: 00585780, 00679457**
An incorrect tooltip displayed for the Close Actions option. This has been fixed by adding the "Close Actions Options" description to the following code in the Results Tile code table: default.esshelf.close_send_to.tooltip.
- **August 2019 SF: 00574758**
In the new UI, no Tooltip displayed for the Back to Top button (up arrow button), and the aria label for this button could not be changed. This has been fixed by adding the following code to the Results Tile code table: default.nui.results.backToTop.tooltip.
- **August 2019 SF: 00591246**
In the Add Labels Dialog box in My Favorites > Saved Records, items in the Available Labels section were not sorted. This has been fixed.
- **August 2019 SF: 00584772**
In the new UI, labels for radio buttons on the ILL Request Form could not be translated. This has been fixed.
- **August 2019 SF: 00593960, 00598988, 00621175**
Sandbox data was incorrectly reported in Primo Analytics yielding higher than expected results. This has been fixed.
- **August 2019 SF: 00625811**
For mobile devices using the new UI, the Renew button in My Library Card > Loans overlapped the record's details. This has been fixed.
- **August 2019 SF: 00628918**
In the new UI, long labels on the Full Display page overlapped the content. This has been fixed.
- **August 2019 SF: 00629369**
Language codes for Russian and Turkish were missing from the Interface Language code table. This has been fixed.
- **August 2019 SF: 00631132, 00634144, 00634978, 00640664, 00644930, 00649334, 00652091, 00659378**
For advanced searches in the new UI, the Language drop-down list had no entries. This has been fixed.
- **August 2019 SF: 00606688**
The IsPartOf field was disappearing (inconsistently) from the brief display after refreshing the page. This has been fixed.
- **August 2019 SF: 00574493**
Added the following actions to Primo Analytics for Virtual Browse:
 - Navigating to Virtual Browse from navigation bar in full view.
 - clicking on record in Virtual Browse.
 - Next action.
 - Previous action
- **August 2019 SF: 00619148**
When searching in some CJK languages (mainly Japanese), the query may ignore a unicode full space (U+3000) and not refer to it as a normal space (U+0020). This has been fixed to identify the unicode full space as a space and return the corresponding results. This has been fixed.
- **August 2019 SF: 00500517, 00668762**

- "Lateral Linking" and "Link" Actions in the new UI did not have data in Primo Analytics. This has been fixed.
- **August 2019 SF: 00678533**
PCI records from Taylor & Francis often had wrong dates. This has been fixed.
 - **August 2019 SF: 00511459, 00535000, 00653249, 00592332, 00609211, 00646285, 00648493, 00649565, 00649745, 00650023, 00651244, 00656550, 00657847, 00659199, 00660272, 00669071, 00674898, 00687189, 00688846**
The export to Citation action did not italicize the title of the record for CSL citations. This has been fixed.
 - **August 2019 SF: 00603264**
Links from collection records failed to display the collection. This has been fixed by updating the following rules for the control/colldiscovery field in the Alma MARC template:
 - rule 12, condition 1, changed Match last to Match current
 - rule 13, condition 1, changed Match last to Match current
 - **August 2019 SF: 00632311, 00659836, 00704042**
Added actions to Primo Analytics to support Resource Recommender.
 - **August 2019 SF: 00635457, 00698760**
Apache Tomcat was upgraded to 7.0.92 in the August release.
 - **August 2019 SF: 00492003**
The following details have been updated in the Alma MARC template:
 - addata/isbn is pulled from 020\$a
 - if not exists 776 \$z
 - addata/isbn is pulled from 776\$z
 - if exists 020 \$a
 - addata/eisbn is pulled from 020\$a
 - if exists 776 \$z
 - **August 2019 SF: 00462398, 00634277**
Added actions to Primo Analytics to support Database Search usage: A-Z, category, sub-category.
 - **August 2019 SF: 00521537**
If the value of a MARC subfield contained words from both RTL and LTR languages, the words displayed in the wrong order. This has been fixed.
 - **August 2019 SF: 00642243**
The library_server log was overloaded with c-NuiUtils entries. This has been fixed.
 - **August 2019 SF: 00656878**
For Alma fulfillment networks, My Library Card did not display information for all institutions in the network when the institutions did not share the same Alma instance or data center. This has been fixed.
 - **August 2019 SF: 00603883, 00604218, 00660364**
Custom media icons were loading too slowly. This has been fixed.
 - **August 2019 SF: 00375842**
Hebrew terms were wrongly identified as author names. This has been fixed by adding the following words to the Author dictionary exception list:
 - ספריה
 - הספרייה
 - **August 2019 SF: 00689776**
A security vulnerability issue for jmx has been fixed.
 - **August 2019 SF: 00663886**
In Primo Analytics the sign-in numbers dropped to zero between releases. This has been fixed.
 - **August 2019 SF: 00704047**

The counts for the related book chapters and reviews were inconsistent. This has been fixed.

- **August 2019 SF: 00698774**

In some cases, there was a security vulnerability issue when sending email. This has been fixed.

- **May 2019 SF: 00551601, 00587441, 00593765, 00594113, 00594483, 00594883, 00594997, 00595082, 00597771, 00600956, 00603916, 00610970, 00617498, 00639368, 00645087, 00658041, 00664659**

In some cases, the View It section did not display after performing repeated searches and opening the record's full view. This has been fixed.

- **May 2019 SF: 00589704**

Adding CSL Styles with the new Citation Style Language mapping table was very slow in all supported browsers. This has been fixed.

- **May 2019 SF: 00621114, 00627410**

For mobile phones, no databases display by category when "Tweak my results" is below the brief results. This has been fixed.

- **May 2019 SF: 479398**

The algorithm used to identify a search query's language has been updated. Previously, the algorithm used the dictionary of the UI language first to determine whether 50% or more of the words in the query matched that language before attempting to identify other languages. With this release, the algorithm will first identify the language of each stop word and use the appropriate dictionary to determine whether 50% of the query matches that stop word's language.

Using the following search query "Le petit prince" as an example, the changes are described below:

- Before: The search query's language was determined to be English because the UI language was set to English and 50% of the words ("prince" and "petit") appeared in the English dictionary.

- Now: Even when the UI language is set to English, the search query's language is determined to be French because "le" is a French stop word and more than 50% of the words in the search query are found in the French dictionary.

- **May 2019 SF: 453291, 533154, 556928, 556930, 586890, 598185, 142879, 159000, 173998, 217463, 408736, 420923, 447520, 63756, 78604, 107575, 112803, 114868, 136469**

For searches in blended scopes that include EBSCO, clicking facets that were not supported by the EBSCO search API returned the wrong results from EBSCO. This has been fixed.

For non-supported facets or facet values, searches are no longer sent to EBSCO. The following list shows the supported facets for EBSCO deep searches:

- Journal title
- Topic
- Resource type

In addition, the search pre-filter by resource type is mapped to EBSCO's resource type index.

- **May 2019 SF: 587915, 152511, 225235**

if the call number started with the institution name (in uppercase letters), the browse search did not return results. This has been fixed.

- **May 2019 SF: 525266**

Different results returned for the same query when the UI language had changed. This has been fixed.

- **May 2019 SF: 457991, 462067, 463729, 469250, 470844, 472238, 513046, 520970, 579249, 606785, 206095, 217349, 227407, 358818, 359967, 399511, 428577, 430427, 430960, 448271, 110301, 122858**

In some cases, Virtual Browse was not using the full call number and returned incorrect results. This has been fixed.

- **May 2019 SF: 520272, 551176, 574858, 621053, 430445**

While printing from the new UI, print output was either blank or incomplete. This has been fixed. In addition, the following improvements were made to the print output:

- Removed the sidebar on the brief results to expand the results to the full width of the page.
 - Removed the search bar from the record's full view.
 - **May 2019 SF: 446917**
The language detection algorithm is now using the configured locale (set in "general configuration" in BO). This should prevent inaccuracies in language detection.
 - **May 2019 SF: 464523**
Search and 'did you mean' use normalized terms that are based on 'Character Conversions' that are set by the system and customized by customers. The 'did you mean' used to return in the normalized format. For example, a search for løveboka would return the suggestion oevoboka. This has been changed to suggest øveboka
- Note:** Because the 'Did You Mean' suggestion is based on the user's local data, the term 'løveboka' might not produce a suggestion for some users.
- **May 2019 SF: 482145, 567110**
WorldCat records were not blended as expected in the search results. This has been fixed.
- Note:** The ranking service is enabled by setting primo_services/primo_rank to true in the Deep Search Plugin Parameters mapping table.
- **May 2019 SF: 482478, 620140, 638532**
The preferred email address defined in Alma did not appear in Primo when EMAIL_OVERRIDE=true. This has been fixed.
 - **May 2019 SF: 499267**
User names that contained white space were not recognized during authentication. This has been fixed by adding encoding for spaces in the following parameters: library, id, username, password, and verification.
 - **May 2019 SF: 621244, 384351**
The multilingual language code was displayed when part of a search term was found in a field with a multilingual language code. This has been fixed.
 - **May 2019 SF: 483095, 512038, 578026**
The location of the Paging bar switches sides when more results are requested. This has been fixed.
 - **May 2019 SF: 474293, 578308**
Pre-Filter facet was not reported in Primo Analytics, but information had been sent to Beacon. This has been fixed.
 - **May 2019 SF: 500010, 526076, 532631, 549263, 561057, 572054, 586795**
In some cases, search term matches in author field had higher than expected rank of matches in title field. To resolve this issue with ranking:
 1. Queries with all words in title will rank higher than a single word in the Title field and all others in the Author field.
 2. Queries containing a name such as Harry Potter, which are more commonly known as a title, will rank higher for Title matches.
 - **May 2019 SF: 511184, 616341, 636657**
In some cases for SAML, an error was returned when the user signed out. This has been fixed by encoding the LogoutResponse.
 - **May 2019 SF: 529568**
A wildcard error message was returned when searching for a "starts with title" query and any of the search terms was a single-letter word. This has been fixed.
 - **May 2019 SF: 451074, 451077, 500116**
Configuration changes to the Library Card Alerts mapping table were not appearing in the new UI. This has been fixed.
 - **May 2019 SF: 538069, 549737**
In some cases, the number of saved records displayed above the list saved records in My Favorites did not match the number of items saved in My Favorites. This has been fixed.

- **May 2019 SF: 512634**
When queries were not stemmed, words with '/' were not searched in local fields higher than lsr04. This has been fixed."
- **May 2019 SF: 527545, 587097**
There was a security vulnerability issue. This has been fixed.
- **May 2019 SF: 475362**
In the new UI, Get It and View It content and services were not appearing as expected despite the User Area showing logged in status. This has been fixed by increasing the silent login delay from 1.5 seconds to 4.5 seconds.
- **May 2019 SF: 546679**
In some cases, search terms were not highlighted as expected in new UI results. This has been fixed."
- **May 2019 SF: 546182, 593603, 623954**
For records with restricted online delivery and a physical item, the availability statuses were swapped for View It and Get It. This has been fixed.
- **May 2019 SF: 470844, 567574, 601360, 656865**
In some cases, previous records disappeared from Virtual Browse. This has been fixed.
- **May 2019 SF: 567240**
After navigating from Collection Discovery, users were unable to display FRBR versions by clicking the link in the record's full display. This has been fixed.
- **May 2019 SF: 506222**
Results for basic searches that included either the "press" or "print" term did not contain any results with that term. This has been fixed so that these terms are no longer removed in search queries that contain three or more terms.
- **May 2019 SF: 549758**
In the new UI, users were redirected back to Advanced Search mode after switching from Basic to Advanced Search mode and refining the results. This has been fixed.
- **May 2019 SF: 516854**
For words that can contain an apostrophe (such as T`ien), searching for the word with and without the apostrophe did not return the same results. This has been fixed, but you will need to re-index all relevant records to see the change.
- **May 2019 SF: 573845, 574477**
For JAWS users, the Skip to Search link did not work in Advanced or Browse Searches. This has been fixed.
- **May 2019 SF: 577666, 603233**
In some cases, users were redirected to the top of the page after loading more results or closing the full display. This has been fixed.
- **May 2019 SF: 577666, 588826, 588841, 589113**
After executing some actions in the Full View dialog, the page number was reset to 1. This has been fixed.
- **May 2019 SF: 497936, 609309, 647305, 650853**
To improve the performance of loading the Collection Discovery Lobby, the collection discovery cache is now refreshed twice daily by the scheduler (18:00 and 06:00).

Note: You can still use the **Refresh Collection discovery cache** option in the Institution Wizard to refresh the Collection Discovery Lobby's cache manually.

- **May 2019 SF: 475362, 594057, 603310, 624634**
In the new UI, Get It and View It content and services were not appearing as expected despite the User Area showing logged in status. This has been fixed by increasing the silent login delay from 1.5 seconds to 4.5 seconds.
- **May 2019 SF: 615807**
Selecting the **Library Search** button from the Advanced Search page did not return users to the basic search page. This has been fixed.

- **May 2019 SF: 614133**
In the new UI, loans after the first bulk were not displayed when there were several different Aleph libraries. This has been fixed.
- **May 2019 SF: 591827, 593365, 630503**
Syndetics Unbound did not display while scrolling down in the record's Full Display. This has been fixed.
- **May 2019 SF: 459373, 607472, 448271**
In some cases, previous records disappeared from Virtual Browse in the new UI. This has been fixed.
- **May 2019 SF: 590819, 669366**
In the new UI, the alignment was incorrect when using the "Print" Send To action for RTL language (such as Hebrew) records. This has been fixed."
- **May 2019 SF: 614793**
In some cases, search term matches in author field had higher than expected rank of matches in title field. To resolve this issue with ranking:
 1. Queries with all words in title will rank higher than a single word in the Title field and all others in the Author field.
 2. Queries containing a name such as Harry Potter, which are more commonly known as a title, will rank higher for Title matches.
- **May 2019 SF: 618616**
In the new UI, PCI records with hash marks in record identifiers were not displayed in My Favorites. This has been fixed.
- **May 2019 SF: 645463**
When the PCI link resolver had multiple services, an unexpected scrollbar displayed in View It. This has been fixed.
- **May 2019 SF: 628550**
In the new UI, DB category names with a comma were truncated in the title above the Database Search results. This has been fixed.
- **May 2019 SF: 618178**
For Hebrew interfaces, some terms were wrongly identified as author names. This has been fixed by adding new words to the author exception list.
- **May 2019 SF: 654363**
Added new synonyms to the Hebrew synonym file.
- **May 2019 SF: 568872, 653247, 652550, 655853, 661803, 665979**
In some cases, the facets scroll bar appeared above the search box section. This has been fixed.
- **February 2019 SF: 00631015, 00622019**
Database Search categories appeared for records that had been suppressed in Alma. This has been fixed in Alma.
- **February 2019 SF: 553217, 535429, 418011, 446083**
In various places in the new UI (such as brief results and full display), patrons cannot right-click links and open them in a new tab. This has been fixed.
- **February 2019 SF: 535429, 418011, 446083**
In various places in the new UI (such as brief results and full display), patrons cannot CTRL+click links and open them in a new tab. This has been fixed.
- **February 2019 SF: 507049, 508892, 525820, 542481, 343811, 344983, 448668, 116179**
The Refworks Send to option results in duplicate Publisher fields and no publication date in Refworks. This has been fixed by changing the PNX field in Refworks Fields mapping table from publisher to adddata_publisher.
- **February 2019 SF: 464266, 511414, 578131, 590984, 408917, 423294, 427084, 445299**
The APA citation format was not including the DOI information for journal articles. This has been fixed.
- **February 2019 SF: 460459, 515386, 522515, 535524**
In the new UI, long strings typed in the search box on mobile devices overlapped the search button. This has been

fixed.

- **February 2019 SF: 456781, 473279, 570386, 587037**
In the new UI, the local author (\$\$!) displayed inconsistently in the brief and full views. This has been fixed.
- **February 2019 SF: 528306, 134460**
After switching to Melingo, searches for some Hebrew words were incorrectly recognized as authors. This has been fixed.
- **February 2019 SF: 479408**
In various places in the new UI (such as brief results and full display), patrons cannot CTRL+ENTER links and open them in a new tab. This has been fixed.
- **February 2019 SF: 477682**
Featured Results displayed vertitle (vernacular title) instead of normal title. This has been fixed by displaying both the title and vertitle if both exist.
- **February 2019 SF: 458543, 471789, 491577, 506379, 506564, 511003, 523772, 523860, 524000, 524362, 529698, 535464, 539390, 596836**
In the new UI, the sort by "Date added" option in My Favorites did not work properly. This has been fixed.
- **February 2019 SF: 485886, 489764, 574315, 580491, 587051**
In some cases, valid searches were not returning results. This has been fixed by increasing the size of acceptable headers in REST calls.
- **February 2019 SF: 496084, 511774, 515859, 552620, 565016, 579606, 598019, 603655**
In the new UI, clicking on Loans in My Library Card briefly displayed the "There are no loans" message when loans existed. This has been fixed. An indication (loading icons) now displays while the system is loading the loans.
- **February 2019 SF: 497096, 616422**
Hebrew words separated by dots were treated differently in the index and searching. This has been fixed. Now the system will Index all letters together instead of indexing each letter separately.
- **February 2019 SF: 558073, 558244, 567213**
After making a search using pre-filters and then clicking a DYM suggestion, the pre-filter was ignored. This has been fixed.
- **February 2019 SF: 520522**
In some cases, incorrect results were returned from Exact Author searches. This has been fixed.
- **February 2019 SF: 574395, 574490**
In the new UI, the page selector (pagination) is not fully accessible with NVDA/JAWS Screen readers. This has been fixed. The following arrows can now be used to navigate between the page number links:
 - Up/Down arrows for NVDA users
 - Left/Right for JAWS users
- **February 2019 SF: 573845, 574477**
For JAWS users, the Skip to Search link did not work in Advanced or Browse Searches. This has been fixed.
- **February 2019 SF: 577721, 620410**
It is possible to create javascript using a URL parameter. This has been fixed by providing validation for the 'lang' parameter.
- **February 2019 SF: 565723**
In the new UI, the scroll bar was missing in View It for Chrome and FireFox browsers. This has been fixed.
- **February 2019 SF: 505784**
In the new UI, search terms were not highlighted in snippets. This has been fixed.
- **February 2019 SF: 587513**
Increased the maximum number of local display fields (Ids) to 250 from 200.

- **February 2019 SF: 621063, 623022**

In the new UI, facet counters are no longer in bold font.

- **February 2019 SF: 00574053**

As part of SEO (Search Engine Optimization) best practices, the system will use HTTP code 301 as the redirect from the classic UI to new UI to let search engines know that this is permanent redirection.

- **February 2019 SF: 00492003, 00530971**

If there is both a print and electronic identifier in an electronic bibliographic record, the electronic identifier is stored in the 020 or 022 \$a, and the print identifier is stored in the 776 \$z (ISBN) or \$x (ISSN) since last August in Alma. In order to support this change, the following NR additions have been added to the Alma MARC template:

- If 776 \$x does not exist, adddata/issn is pulled from 022 \$a.
- If 022 \$a exists, adddata/issn is pulled from 776 \$x.
- If 776 \$x exists, adddata/eissn is pulled from 022 \$a.