

Yaniv Leganto Working File 202002

Main Features

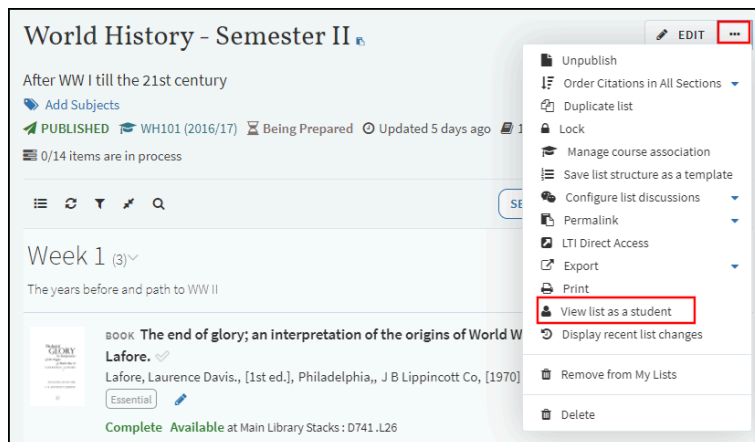
(URM-120366) Student View Error Message for Canvas

February 2020 Leganto

When using Canvas, some functionality provided within reading lists may not be accessible if instructors have enabled the LMS's student view. To make sure that instructors are aware of this, they will now receive the following message when they access a reading list while the LMS's Student View is enabled:

While using your learning management system's student view, some functionality may not be supported in the reading list. Please exit the student view and then open the reading list's student view (Reading List's main menu > View list as a student).

Instructors that want to see a reading list in student view must disable the student view in LMS and select **View list as student** in Leganto, as shown below:



Enabling Student View in Leganto

To enable the error message for Student View in Canvas:

Edit the external app and add the following custom field: `canvas_masq=$Canvas.masqueradingUser.id`. For more details, see [Add Custom Field to the External App](#).

To customize the error message:

Edit the **Description** and **Translation** fields for the new `Iti.user.error.studentView` code that has been added to the UI Leganto Labels code table (**Configuration Menu > Leganto > General > Labels**).

(URM-120257) Removing Instructor Highlights

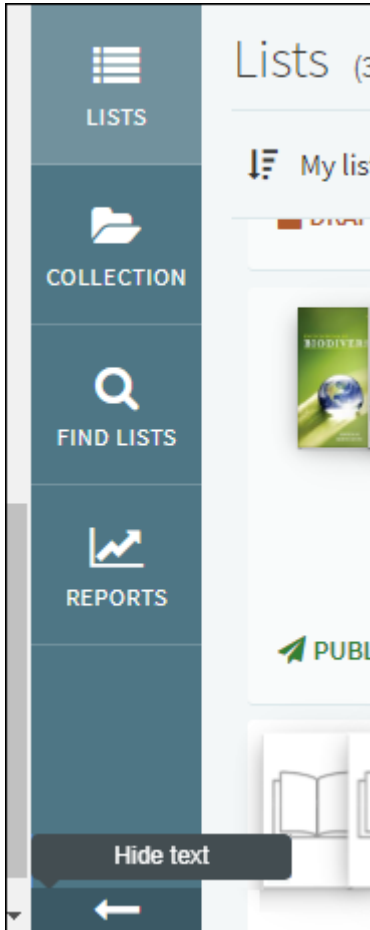
February 2020 Leganto

Leganto no longer displays the instructor highlights.

(URM-119078) Hiding Button Name and Displaying the Icon Only

February 2020 Leganto

When a user clicks the arrow button that collapses the left menu, the text below each button is hidden. This provides the user with a wider work area in the center of the screen.



Hiding Reading List Button Name

(URM-118274) Exporting to PDF from Leganto

February 2020 Leganto

Citation lists exported to PDF now display the course name, course code, and year in the first three lines of the PDF. If the citation is tagged, the text of the tag is now displayed in the correct language on the PDF. In addition, the fields on the PDF are separated by a space instead of a semi-colon.

(URM-118202) Moving Rollover Flag to List Menu Configuration

February 2020 Leganto

The **roll_over_list** flag could previously be configured from the features list menu in Leganto and the configuration section in the Leganto List Menu configuration in Alma. Now the **roll_over_list** can only be configured from the Leganto List Menu configuration section in Alma (**Alma Configuration > Leganto > UI > List Menu**).

For users for whom the roll over list feature is disabled in the List Menu, it is automatically set to **No** in the Leganto List Menu configuration section.

7	<input type="checkbox"/>	lock	Yes
8	<input type="checkbox"/>	lti_direct_access	Yes
9	<input type="checkbox"/>	manage_course_association	Yes
10	<input type="checkbox"/>	order_citations_in_all_sections	Yes
11	<input type="checkbox"/>	print	Yes
12	<input type="checkbox"/>	publish	Yes
13	<input checked="" type="checkbox"/>	roll_over_list	Yes
14	<input type="checkbox"/>	save_list_structure_as_a_template	Yes

Leganto List Menu Configuration Section

(URM-118115) Enabling Hiding the Collaborators Panel

February 2020 Leganto

The **display_collaborators** flag (**Configuration Menu > Leganto > Features > Leganto Features**) has been added in Leganto to hide the Collaborators panel on a Citation page.

Leganto Features						
Table Description		Leganto Features				
Customization mode:		Specific rows can be customized				
	parameter key	parameter module	parameter value	free text description	Updated By	Last Updated
1	CLA_Info_in_Leganto	system	true	Enable Copyright Permission	gal	10/10/2018
2	discussion_header_default_text	system	Alma title	Discussion header default te	exl_impl	12/03/2019
3	discussion_header_enabled	system	true	Enable discussion header	exl_impl	04/05/2016
4	display_collaborators	system	true	Whether to display the collab	exl_impl	12/18/2019
5	embedded_content	system		Allow instructors to embed c		

display_collaborators Flag

(URM-117191) Performing Citation Bulk Updates

February 2020 Leganto

Alma now supports performing citation bulk updates (**Admin > Run a Job**).

Performing Changes to All Members in a Citation List in Bulk

To run a job on a citation set:

1. From the **Run a job** page, from the **Type** list, select **Citations**.
2. Select **Reading List Citation Update Task** and click **Next**.
3. From the **Content Type** list, select **Citations**.
4. Select a set and click Next.
5. Enter the task parameters and click Next.

The following changes can be made in bulk to all members in a citation list:

- Deleting citations
- Setting the citation status
- Setting a due date
- Removing and adding tags
- Removing alerts
- Deleting a public note
- Detaching a citation from the repository
- Removing files

For more information on synchronizing changes made to bibliography records with citations with the repository, see [Synchronizing Changes in Bibliographical Records with Citations](#).

(URM-115581) Exporting Reading Lists to PDF in Bulk

February 2020 Leganto

Leganto now supports exporting reading lists in bulk to PDF when running update jobs ([Admin > Run a Job](#)) and sending them to the selected client FTP.

Run a Job - Enter Task Parameters 1 2 3 4 Cancel Back Next

Reading List Bulk Update

Delete list

Reading list status

Reading list publication status

Lock list

Creative Common License

Due back date Unconditionally

Reading List Visible Start Date: Unconditionally

End Date: Unconditionally

Assign to Unconditionally

Remove all owners

Remove course association

Export to PDF

Removing Files and Synchronizing Citations in Bulk

To export a reading list to PDF in bulk:

1. From the **Run a job** page, from the **Type** list, select **Reading Lists**.
2. Select **Reading List Bulk Update** and click **Next**.
3. Select a set and click Next.
4. Select **Export to PDF** and click Next.

Selecting the **Export to PDF** checkbox displays the **S/FTP Connection Type** and **Input file path** fields. The user must select an FTP location from the S/FTP Connection Type dropdown menu and define the file path from the Input file path field.

Remove all owners

Remove course association

Export to PDF

S/FTP Connection Type

Output directory path

Define S/FTP Connection Type and Output Directory Path

(URM-114403) Cite It! Automatically Populates Fields Based on PDF Metadata

February 2020 Leganto

Cite It! now automatically populates fields based on the PDF's metadata.

(URM-111924) Synchronizing Changes in Bibliographical Records with Citations

February 2020 Leganto

When running the Citation bulk update job, Leganto now supports synchronizing changes made to bibliographical records with citations (**Admin > Run a Job**).

The screenshot shows the 'Run a Job - Enter Task Parameters' window. At the top, there are navigation buttons: 'Cancel', 'Back', and 'Next'. Below the title bar, there are four numbered steps: 1, 2, 3 (highlighted), and 4. The main content area is divided into two sections. The first section, 'Reading List Citation Update Task', contains several options: 'Delete citations' (checkbox), 'Citation status' (dropdown), 'Due date' (calendar icon), 'Unconditionally' (dropdown), 'Remove tags' (dropdown), 'Add tags' (dropdown), 'Remove alerts' (dropdown), 'Delete public note' (checkbox), 'Detach from repository' (checkbox), and 'Remove files' (checkbox). The second section, 'Synchronize Citations with Repository', contains three options: 'Report Mode' (checkbox), 'When Bibliographic Record Modified Update Citation Metadata' (checkbox), and 'When Bibliographic Record Deleted:' (checkbox). Under the 'When Bibliographic Record Deleted:' option, there are two radio buttons: 'Delete Citation' (selected) and 'Detach Citation'.

Performing Changes to All Members in a Citation List in Bulk

To synchronize changes in bibliographical records with citations:

1. From the **Run a job** page, from the **Type** list, select **Citations**.
2. Select **Reading List Citation Update Task** and click **Next**.
3. From the **Content Type** list, select **Citations**.
4. Select a set and click Next.
5. From **Synchronize Citations with Repository**, make one of the following selections and click Next:
 - **Report Mode** - Runs a report on all citations whose bibliographical record has been modified.
 - **When Bibliographical Record Modified Update Citation Metadata** - Updates the citation's metadata when its bibliographical record has been modified. Updates are performed according to existing system configurations (**Merge** or **Overlay**).
 - **When Bibliographical Record Deleted:**
 - **Delete Citation** - Deletes the citation associated with the bibliographic record.
 - **Detach Citation** - Detaches the citation from the bibliographic record. This requires associating the citation with another bibliographic record.

(URM-108765) Supports Electronic Sources when Moving the Source URL

February 2020 Leganto

The **move_source_url_on_locate** parameter key has been renamed **move_source_url**, and the **resolving** parameter value has been added. When using Cite It! with an electronic source that already exists in Leganto, the resolving parameter URL is displayed in the **Resource Notes** field instead of in the **Source** field.



Fewer item details ▲

Edition:

Publisher:

Place Of Publication:

LCCN:

OCLC Number:

Pages:

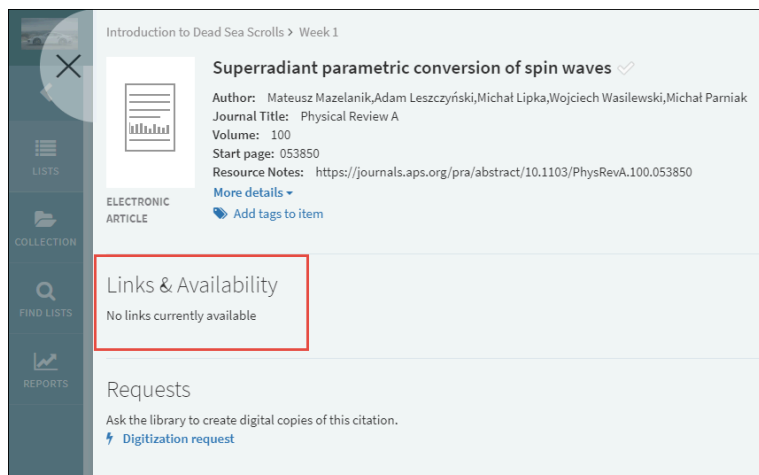
Additional Person Name:

Thumbnail URL:

Resource Notes: <https://journals.aps.org/pr/abstract/10.1103/PhysRev...>

Source URL on Locate Moved to Resource Notes Field

When the Source field is empty, the source URL is also removed from the **Links & Availability** section on the citation list.



Introduction to Dead Sea Scrolls > Week 1

Superradiant parametric conversion of spin waves ✓

Author: Mateusz Mazelanik, Adam Leszczyński, Michał Lipka, Wojciech Wasilewski, Michał Parniak

Journal Title: Physical Review A

Volume: 100

Start page: 053850

Resource Notes: <https://journals.aps.org/pr/abstract/10.1103/PhysRevA.100.053850>

More details ▾

ADD tags to item

ELECTRONIC ARTICLE

Links & Availability

No links currently available

Requests

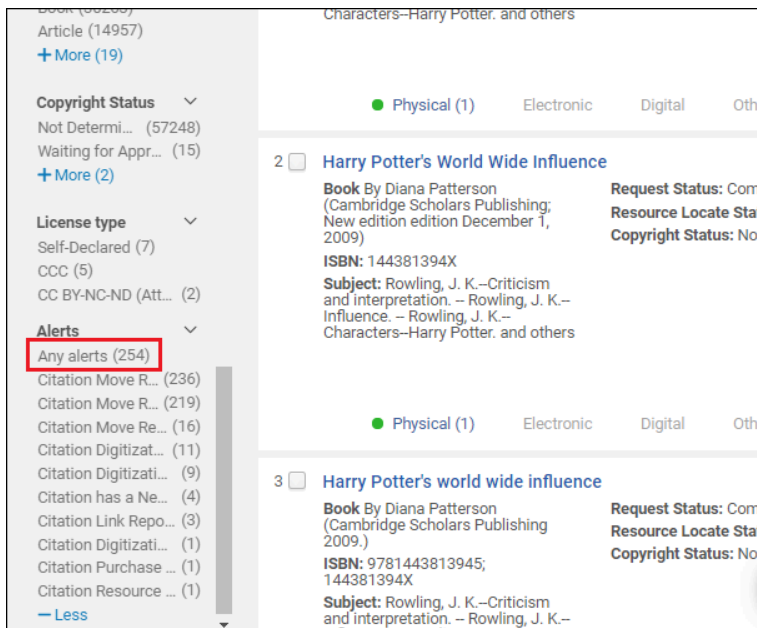
Ask the library to create digital copies of this citation.

Digitization request

Source URL Removed from Links & Availability Section

Additional Enhancements

- **(URM-112509) February 2020 Leganto**
A filter was added to show all citations that have alerts regardless of the alert type.



Leganto List Menu Configuration Section

Resolved Issues

- **(URM-121052) February 2020 Leganto SF: 00755172**
Mendeley integration was not working for some customers. This was fixed.
- **(URM-120662) February 2020 Leganto**
The reading list start and end dates and the number of sections and citations were added when exporting a PDF.
- **(URM-119958) February 2020 Leganto SF: 00753451**
Alma course searches returned irrelevant results in some cases. This was fixed.
- **(URM-119552) February 2020 Leganto SF: 00732263 00783586**
In Leganto in list, searches made against the chapter author did not work. This was fixed.
- **(URM-119179) February 2020 Leganto SF: 00731337**
In the Analytics field, the **Citation Material Type** was fixed to omit null values.
- **(URM-118893) February 2020 Leganto SF: 00744161**
Emerald is not longer supported by Cite It!.
- **(URM-118888) February 2020 Leganto**
Course loader triggers the **Submit By Date** notification. This was fixed.
- **(URM-118645) February 2020 Leganto**
The **More** and **Details** labels were not translatable. Three labels were added to customize the translation for the View Citation window. This was fixed.
- **(URM-117534) February 2020 Leganto SF: 00720639**
In Leganto, tags on empty sections were not working. This was fixed.
- **(URM-115337) February 2020 Leganto SF: 00712047**
Reading List visibility dates were not working in some time zones. This was fixed.
- **(URM-114513) February 2020 Leganto SF: 00652674**
Permalinks did not always redirect users to the login screen when required. This was fixed.
- **(URM-113594) February 2020 Leganto SF: 00663191 00712384 00719720 00735750**
In some cases, after logging in to Leganto, users were redirected to the home page instead of to the previously viewed page. This was fixed.
- **(URM-105590) February 2020 Leganto SF: 00524234**

Cite It! did not capture metadata from Scopus. This was fixed.

- **(URM-118000) February 2020 Leganto SF: 00729314**
Users that added the auto-instructor role when arriving via LTI were not searchable in Leganto in "manage collaborators". This was fixed.
- **(URM-115376) February 2020 Leganto SF: 00702995**
When a cancel request is not associated to a citation, the approval is deleted.
- **(URM-120905) February 2020 Leganto SF: 00724946**
The numerically titled reading lists sorting was not working properly on the Find Lists page. This was fixed.