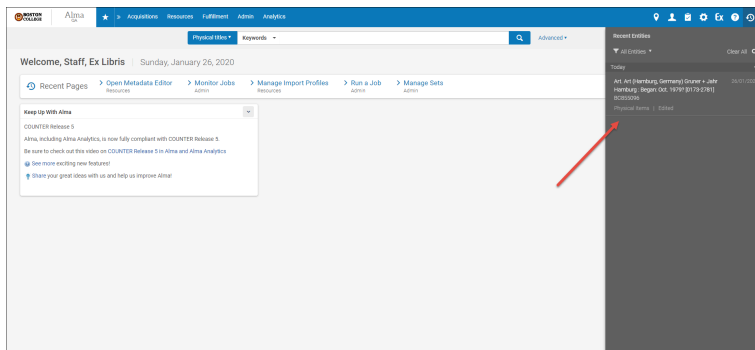


2020 RN 03 Main

Viewing Your Recent Documents

March 2020 Administration and Infrastructure

The **Recent Entities**, part of My Activity Center, is a system-level interface that lists all the entities you have added, updated, and deleted within the last 7 days. You can scroll through the list and select an entity to resume your work, or you can view the entity in view-only mode. The **Recent Entities** list is a helpful way to find the records you have recently accessed, even if you do not remember their names. It also allows you to easily view your recent changes to your records. At any moment you can open and close the **Recent Entities** list, and then resume your ongoing work without interrupting its context.



The Recent Entities pane

From the Recent Entities pane you can:

- Open the entity in a view-only mode or in edit mode.
- Search for a certain entity in the list.
- Narrow down the list to a specific type of repository entity, such as physical items, or to entities accessed on a specific day.
- Dismiss entities from the list.

Watch the [Viewing Your Recent Documents](#) video (1:06 minutes).

See [Recent Entities List](#).

Preferred Material Type in Purchase Requests

March 2020 Acquisitions



NERS Enhancement (ID #5685)



Idea Exchange

You can now select a material type for purchase requests in Alma. The field previously called **Requested Format** has been renamed to **Material Type** and moved to the **Resource Information** section. In addition to the **Physical** and **Electronic** options that appeared previously, a new option is available, **Default**. When selected, the **Default** option determines the **Material Type** value for the PO line based on the customer parameter, **purchase_request_preferred_material_type_default**. When the parameter is **P** (for physical), the material type is determined by the default value in the Physical Material Type Descriptions table. When the parameter is **E** (for electronic), the material type is taken from an internal table of electronic types, and is **Book**. The table of electronic material types is internal and cannot be modified. If you choose an option other than **Default**, a new field, **Choose Type**, allows you to specify the exact material type needed. This selection options for the **Choose Type** field are dependent on the selection in the **Material Type** field, so that the list will include only Electronic or Physical material types, accordingly.

The accompanying modifications for the Primo Purchase Request Form will be added in an upcoming release.

See [Creating a Purchasing Request](#).

SUSHI Performance Improvements

March 2020 Acquisitions



Idea Exchange

The SUSHI harvest process now contains new performance enhancements. Additionally, the **Missing Data** tab has been renamed to the **Monthly Usage Data** tab. The errors on this tab are now further refined to help you troubleshoot connection issues. The yellow icon (



) indicates that the connection to the vendor was successful, but the vendor did not send any data. While the red icon (



) indicates that the the vendor connection attempt was unsuccessful. The green icon (



) indicates, as previously, that the usage report file was successfully uploaded.

See [Viewing Usage Data](#).

Link Resolver Get It Services – Prevent Services for Wrong Titles

March 2020 Resource Management



NERS Enhancement (ID #6201)

When an OpenURL does not contain any identifiers, the link resolver matches a bibliographic record based on the OpenURL title. At times the match is inaccurate and can result in Get It services for the wrong title. You can now configure Alma to limit the link resolver to display Get It services for titles that were matched only based on identifiers. See [Using Standard Identifiers](#) for more information.

Import Local Extensions to Community Zone Records

March 2020 Resource Management SF: 00475068 00660007 00666609 00686792 00740123 00173800 00223460

00108985 00134538

It is now possible to add local extensions via the import process. This is a continuation of functionality that was released in February that enables the addition of local extensions to Community Zone records. This capability is enabled through new configuration options in the Repository, Update Inventory, and New Order import profiles under Match Actions. See [Community Zone linked records handling](#) and [Support for local extensions for bibliographic records linked to the Alma CZ](#) for more information.

UNIMARC 463 Related Records

March 2020 Resource Management SF: 00694838

Similar to UNIMARC 461, Alma now supports UNIMARC 463 for related records. See [display_specific_related_items](#) and [Using the UNIMARC Linking Fields for Related Records](#) for more information.

Bibliographic MMS ID Appears in Additional Search Results and Various Resource Editors/Lists

March 2020 Resource Management

The bibliographic MMS ID now appears in search results for physical items, electronic collections, and portfolios. In addition, the MMS ID appears in the header information for the following resource editors/lists: Physical Item Editor, List of Holdings, List of Items, Electronic Collection Editor, Electronic Portfolio Editor, and the Electronic Service Editor. See below for examples.

Physical Items (1 - 20 of 231) | lincoln

Sort by: Rank | Secondary Sort by: Rank

| | | |
|--|--|---|
| 1 Mr. Lincoln / Edited by Richard N. Current. Book By Randall, J. G. (New York : Dodd Mead 1957.) Barcode: 74881 Library: Main Library Creation Date: 17/12/2011 23:43:04 PM IST Modification Date: 11/06/2018 10:43:42 AM IDT Expected Arrival Time: - On Hold Expiration Date: - Due Date: - Needed By: - Until: - Permanent Location: Main Other details | Call Number: E457 .R215 Call Number Type: Library of Congress classification Status: Item in place Due back: - Material Type: Book | Item ID: 235447790000541 Holdings ID: 225447800000541 MMS ID: 991362330000541 |
|--|--|---|

Physical Items Search Results

Electronic Collections (1 - 20 of 33) | ovid complete

Sort by: Rank

| | |
|--|--|
| 1 Journals@Ovid Complete Type: Selective package Services: Full Text (Available) Interface name: Ovid Linking Level: Article Creation Date: 06/03/2018 11:59:59 AM IST Modification Date: 28/01/2020 13:58:50 PM IST Other details | Collection ID: 6112451070000301 MMS ID: 9951441500301 |
|--|--|

Electronic Collections Search Results

Electronic Portfolios (1 - 20 of 11,860) | ovid complete Save Query

Institution Community

Sort by: Rank

1 **Emotion.** Edit Portfolio Order ...

Journals@Ovid Complete: getFullTxt
 ISSN: 1528-3542
 Available from 2001 volume: 1 issue: 1.

Access Type: Current
 Electronic Material Type: Journal
 Creation Date: 06/03/2018 12:05:01 PM IST
 Modification Date: 06/03/2018 12:05:28 PM IST

Peer Reviewed
 Portfolio ID: 5312536470000301
 Service ID: 621245106000301
 Collection ID: 6112451070000301
 MMS ID: 9951155200301

Electronic Portfolio Search Results

List of Holdings Back

Art / by Clive Bell. Bell, Clive, 1881-1964. Chatto & Windus London : 1914.

MMS ID 99128160000541

1 - 2 of 2 Call number

List of Holdings

List of Items Back

Mr. Lincoln / Edited by Richard N. Current. Randall, J. G. 1881-1953. (James Garfield), Dodd Mead New York : 1957.

Location Main Library: Main; E457 .R215 MMS ID 991362330000541 View all holdings

1 - 1 of 1 Call number Sort routine

List of Items

Physical Item Editor Relink to another bibliographic record Cancel Save

Mr. Lincoln / Edited by Richard N. Current. Randall, J. G. 1881-1953. (James Garfield), Dodd Mead New York : 1957.

Holdings Main Library: Main; E457 .R215
 Holdings ID 22544780000541 View all holdings
 Barcode 74881 Item ID 23544770000541 View all items
 Process type - MMS ID 991362330000541 Browse shelf listing
 Status Item in place

Physical Item Editor

Electronic Collection Editor Cancel Save

Agriculture Collection View all collections

Collection name Agriculture Collection Collection ID 6113279740000301 Provider package code (DB id) IAG

MMS ID 9955741300301

Electronic Collection Editor

Electronic Portfolio Editor Relink to another bibliographic record Cancel Save

Emotion. Emotion (Washington, D.C. : Online) American Psychological Association [Washington, D.C.] : Vol. 1(1) (Mar. 2000) [1931-1516]

Collection name Journals@Ovid Complete Collection ID 6112451070000301 View all the collector's p...
 Service type Full Text Service ID 621245106000301 View all the collector's s...
 Provider package code (DB id) - Portfolio ID 5312536470000301
 Bib material type Journal MMS ID 9951155200301

Electronic Portfolio Editor

Electronic Service Editor Cancel Save

Collection name Journals@Ovid Complete Collection ID 6112451070000301 View all services
 Service type Full Text Service ID 621245106000301
 Provider package code (DB id) - MMS ID 9951441500301

Electronic Service Editor

New Alma Viewer

March 2020 Digital Resource Management



Idea Exchange

The newly designed Alma Viewer is now available to view digital resources. To enable the new viewer, select the **Use New Viewer** checkbox in the Alma Viewer configuration ([Configuration > Fulfillment > Discovery Interface Display Logic > Viewer Services > Alma Viewer](#)):

The screenshot shows the 'Service Details' configuration page for the 'Alma Viewer' service. The 'Active' status is set to 'Active'. The 'Service Code' is 'AlmaViewer' and the 'Service Description' is 'Digital Version(s)'. The 'Use New Viewer' checkbox is checked, and the 'Hide Fulltext' checkbox is also checked. The 'Hide Repeated Labels' checkbox is unchecked.

| Field | Value |
|----------------------|-------------------------------------|
| Service Code | AlmaViewer |
| Service Description | Digital Version(s) |
| Active | Active |
| Service Code * | AlmaViewer |
| Service Name * | Alma Viewer |
| Service Description | Digital Version(s) |
| Hide Repeated Labels | <input type="checkbox"/> |
| Use New Viewer | <input checked="" type="checkbox"/> |
| Hide Fulltext | <input checked="" type="checkbox"/> |

Use New Viewer and Hide Fulltext

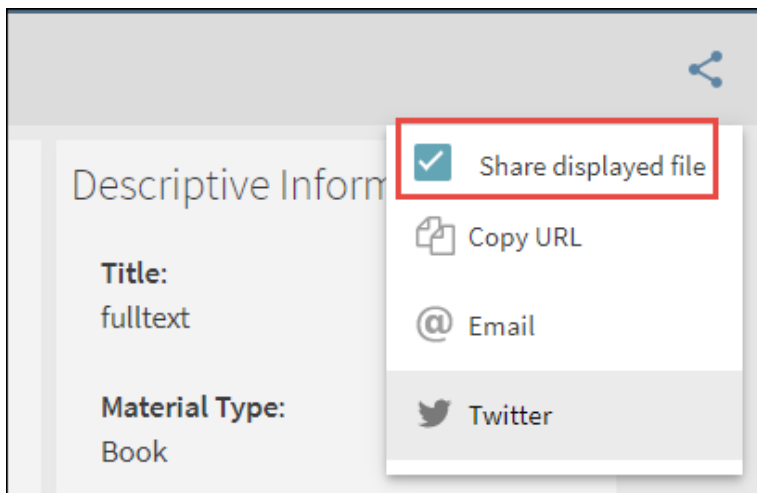
The new viewer has the following features:

- (URM-120778) Full-Text Display – the new viewer can display a full text file along with the digital one. To hide the full text file, select the **Hide fulltext** check box in the Alma Viewer configuration ([Configuration > Fulfillment > Discovery Interface Display Logic > Viewer Services > Alma Viewer](#)).




Full Text Display

- (URM-117479) File-level Delivery – when selecting **Share Displayed File** for a file in the new viewer, the link opens to the selected file of the representation.



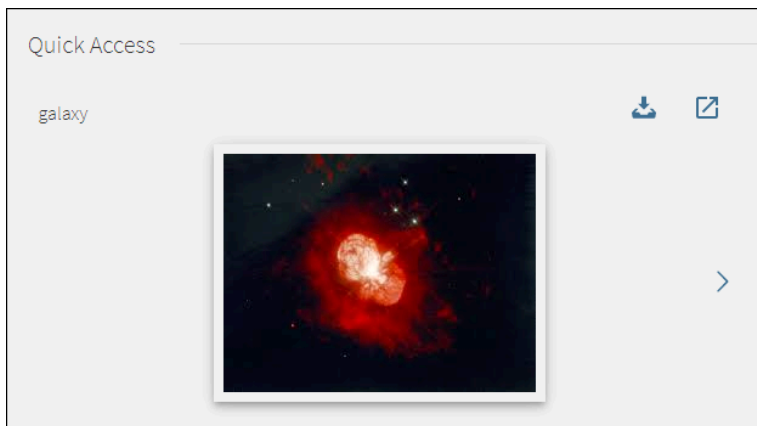
Share Displayed File

In addition, you can now deliver a file from the search results when searching for a digital file:



Deliver Digital File

- (URM-120744) Embedded Image in Primo VE – you can configure the new Alma Viewer to appear in Primo VE in a new Quick Access section. You are able to view the files of the representation, download the files, and open them in the full viewer.



Embedded Image in Primo VE

You can configure display logic rules with the new Representation Quick Access service to control the Quick Access display.

- (URM-120706) Hide Representations with Obtrusive Copyrights from Quick Access – You can create a display logic rule ([Configuration > Fulfillment > Discovery Interface Display Logic > Display Logic Rules](#)) that hides representations with obtrusive copyrights from the Quick Access section of Primo VE.

An upcoming Alma release will support full customization of the new Alma viewer through Primo Studio.

Access Rights Template URL for Remote Repositories

March 2020 Digital Resource Management 00740460

You can now configure a unique URL, separate from the delivery URL, to check access rights for remote repositories. To support this enhancement, the Access Rights Template field was added to the Delivery tab of the Remote Digital Repository Details page ([Configuration > Resources > Record Import > Remote Digital Repositories](#)). It replaces the Check Access Rights checkbox.

| Remote Repository Code | | Remote Repository Name | |
|------------------------|--|------------------------|--|
| ROSETTA_OAI_DC1 | | Rosetta OAI DC format | |
| Creation Date | | Modification Date | |
| 2013-11-17 09:08:04 | | 2013-11-17 09:08:04 | |

General Information | Transformer Rules | Delivery

Delivery

Repository Name * Rosetta Repository

Object Template *

Thumbnail Template

Access Rights Template

Embed in Alma viewer

Access Rights Template

Enhancements to In Parallel Digitization Workflow

March 2020 Digital Resource Management

The following workflow was added for digitization requests that are configured to be processed in parallel to the digitization workflow ([Configuration Menu > Fulfillment > Copyright Management > Digitization and Copyright Rules](#)):

- While the request is being processed, the representation is marked as inactive.
- If the request is approved, the representation is marked as active.
- If the request is rejected, the representation is deleted.

Pop-up Messages in the Scan In Interface

March 2020 Fulfillment



NERS Enhancement (ID #5299)



Idea Exchange

You can now configure how pop-up messages will display in the **Scan In** Interface. All messages can be configured to appear as a pop-up message, a feedback message, or to not appear at all. This is defined in the Scan In Messages Configuration table. Additionally, a yellow icon is added to the list of scanned items for patron request of types **Booking Requests**, **Physical Requests**, and **Patron Digitization Requests** to draw the scanning operator's attention that some items have a patron request associated with them.

An additional informational message was added to the **Scan Items** page for lost items which were returned (**Lost** status removed). This message appears as a feedback message and can be configured similar to all other messages in the **Scan In** interface to appear as a pop-up message, a feedback message, or to not appear at all.

Watch the [Pop-up Messages in the Scan In Interface](#) video (2:04 minutes).

See [Configuring Scan In Messages](#).

Keep Rapid ILL Requests Open

March 2020 Fulfillment Resource Sharing

You can now define whether the Rapid ILL API will close a request that it operates on. When the **Close request when exported** check box is selected on the Resource Sharing Partner page, the request is closed when exported, as it has done previously, and the request status is updated to **Exported to 3rd party**. This is the default. When the check box is not selected, the request remains active after it is exported to Rapid, and the request status is updated to **Sent to partner**. This allows the request to remain viewable in Primo even though it has been exported. Requests that are left open must be manually closed.

See [RapidILL Parameters](#).

Claim Resource Sharing Request

March 2020 Fulfillment Resource Sharing



NERS Enhancement (ID #5632)



Idea Exchange

For peer-to-peer resource sharing partners, you can now trigger an automatic claim letter when a configured period of time

is reached. For example, when the **Automatic Claim** check box is selected and the **Time to Claim (days)** field is set to 7, if a request was sent 7 days ago and the request's status is still **Sent**, a claim letter is automatically triggered and the request status is set to **Claimed**.

You can also configure an option to send a cancel message and continue through the rota.

In case of an Email/SLNP partner, the letter is sent by email.

For ISO requests, the notice is sent in a General Message. The text in the message can be configured.

See [Resource Sharing Partners](#).

Publishing Profile Templates for Rapid ILL

March 2020 Fulfillment Resource Sharing

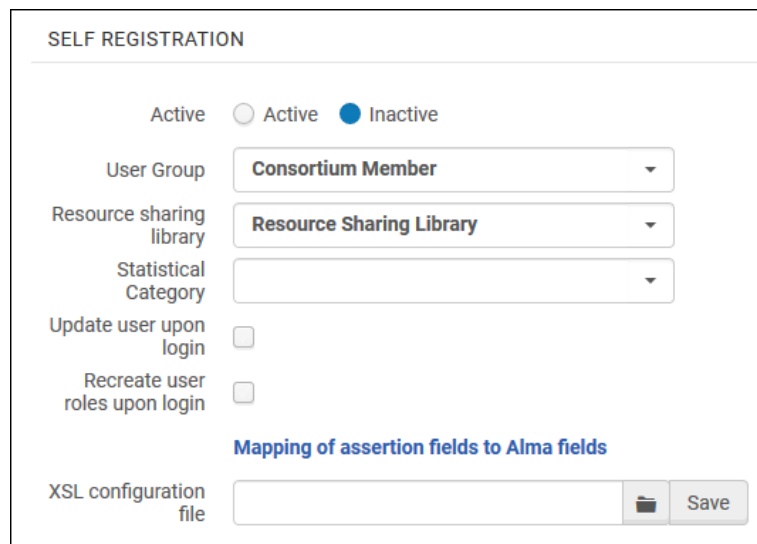
Setting up a new integration with Rapid ILL requires defining sets of lendable and non-lendable resources, as well as publishing profiles that expose that information to Rapid ILL via OAI.

Defining the publishing profiles can now be made using Community Zone contributed profiles. When defining a new integration with Rapid ILL, you can now localize the Community Zone publishing profiles with the description **EXL profile for Rapid ILL**, and attach your defined sets to the relevant profiles. Using these templates speeds up the Rapid ILL integration process. For more information, see [Alma Holdings Harvest for RapidILL](#).

SAML User Updates

March 2020 Administration and Infrastructure

You can now map SAML assertions to a user's fields according to an uploaded XSL file. The file is uploaded in the **XSL configuration file** field in the **Self Registration** section of the SAML integration profile.



The screenshot shows the 'SELF REGISTRATION' section of a configuration interface. It includes a status toggle for 'Active' (unselected) and 'Inactive' (selected). Below this are three dropdown menus: 'User Group' set to 'Consortium Member', 'Resource sharing library' set to 'Resource Sharing Library', and 'Statistical Category' which is currently empty. There are two checkboxes: 'Update user upon login' (unselected) and 'Recreate user roles upon login' (unselected). A blue link 'Mapping of assertion fields to Alma fields' is present. At the bottom, there is an 'XSL configuration file' field with a file upload icon and a 'Save' button.

Self Registration Section of the SAML Integration Profile

In addition, the new **Recreate user roles upon login** check box in the **Self Registration** section allows you to force a role recalculation every time a user logs into Alma, based on the Roles Assignment Rules.

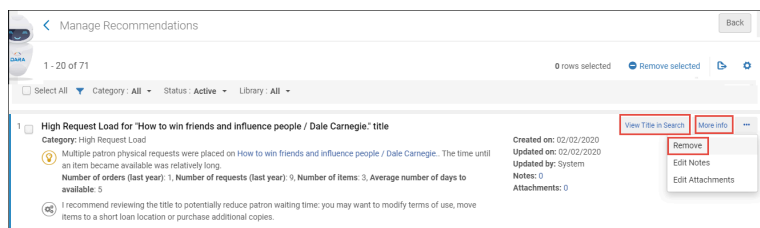
See [SAML Authentication](#) on the Ex Libris Developer Network.

DARA Enhancements

March 2020 DARA

DARA was enhanced with the following changes:

- The **Mark as Done** and **Dismiss** actions were replaced by the new **Remove** action
- The **Let's Do It** button was replaced by a button with an action specific to the recommendation, such as **Create SUSHI account** and **View Title in Search**.
- The **Show Me Why** button was renamed to **More Info**. The recommendation description was shortened to make it more focused and the some of the information was moved to the More Info page.
- A new job marks recommendations as implemented even when they are handled outside of the DARA workflow.



DARA Interface Enhancements

Cancel All on Printing Queue

March 2020 Administration and Infrastructure

The **Printout Queue** page now has an option to cancel multiple printouts by selecting all the printouts you want to cancel and selecting **Cancel Selected**.

See [Printouts Queue](#).

Export to Excel Enhancements on Job Reports

March 2020 Administration and Infrastructure

When exporting the events list of a job report, Alma now limits the number of rows to 10 thousands rows. Rows above this number are not exported. To export specific rows of the job report, use the controls on the report page.

Sorting Tables Alphabetically in All Languages

March 2020 Administration and Infrastructure

Now you can sort tables alphabetically in Alma, regardless of the language of the data in the table. The data is sorted according to the alphabet of the selected language.

This was implemented in the following tables within Alma:

- User roles table – Type/Group columns
- User list table – Name/Account Type/Record Type columns
- Funds and Ledgers table – Type/Status columns
- Import Profiles table - Profile Type column

- Resolve Import Validation Errors table - Profile Type column
- License table - Status column
- Process List table - Business Entity column
- Terms of Use and Policies table – Type column
- Policy Management table – Policy Type column

New Letter Type on Letter Configuration

March 2020 Administration and Infrastructure

A new letter "Change Rapido Request Terms Letter" was added to the list of configurable letters available in Alma. This letter is part of new resource-sharing abilities that are currently being developed. Ignore it for now.

See [Letter List](#).

Absolute and Relative Paths in the S/FTP Definition

March 2020 Administration and Infrastructure SF: 00736685

Alma now supports the ability to indicate both an absolute and a relative path to the input directory in the S/FTP import protocol when creating import profiles to third-party systems.

See [Managing Export Profiles](#).