

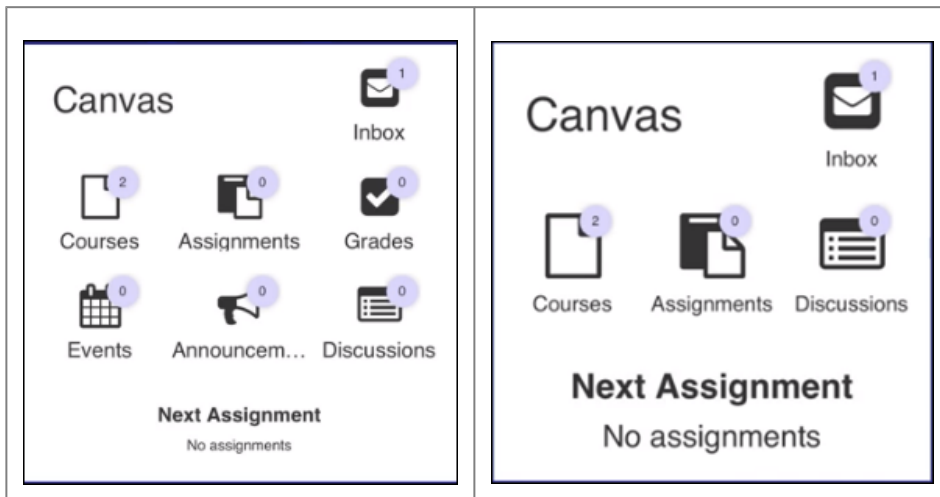
November 2020

New Features and Enhancements

New Product Integrations

Canvas Learning Management System/Virtual Learning Environment Product Integration

The Canvas product integration provides a grid-style live tile that aggregates a student's Canvas modules on the app homepage.



The live tile aggregates a number of different types of Canvas information into simple widgets for the user to read at a glance. These include:

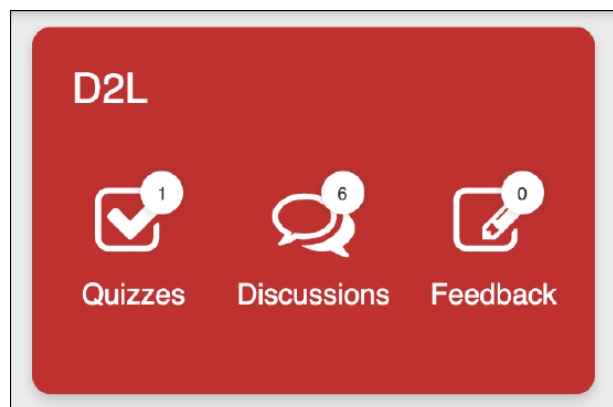
- Number of enrolled (active) courses
- Number of unread conversations (Inbox)
- Assignments count
- Grades count
- Calendar events count
- Announcements count
- Discussions count
- Next assignment due (if any)

The live tile also provides deep links to the Canvas Courses app (native only). Web links to the client's Canvas site from the Web app. Selecting Inbox links to Canvas Inbox, selecting Grades links to Canvas Grades, and selecting the rest of the live tile components links to Canvas Courses.

For further information on the Canvas product integration, including user experience and configuration, see [Canvas](#).

D2L (Desire to Learn) Learning Management System/Virtual Learning Environment Product Integration

The D2L Brightspace product integration provides a live tile that provides information about a student's D2L Brightspace modules on the app homepage.



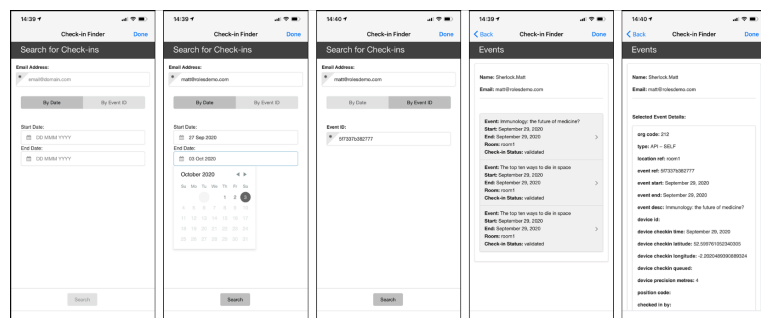
The live tile aggregates a number of different types of D2L information into a simple widget for the user to read at a glance. These include:

- Number of new discussions
- Number of attempted quizzes
- Number of new feedback comments on assignments

For further information on the Canvas product integration, including user experience and configuration, see [D2L Brightspace](#).

Attendance Transaction Viewer

The Attendance Transaction Viewer product integration allows you to query and view check-in transactions made on your environment. This can be used to help troubleshoot student queries and support user testing for campusM Attendance deployments.



Note that this does display all transaction fields captured by campusM Attendance and should therefore only be deployed to users with the relevant roles to aid with troubleshooting and administration.

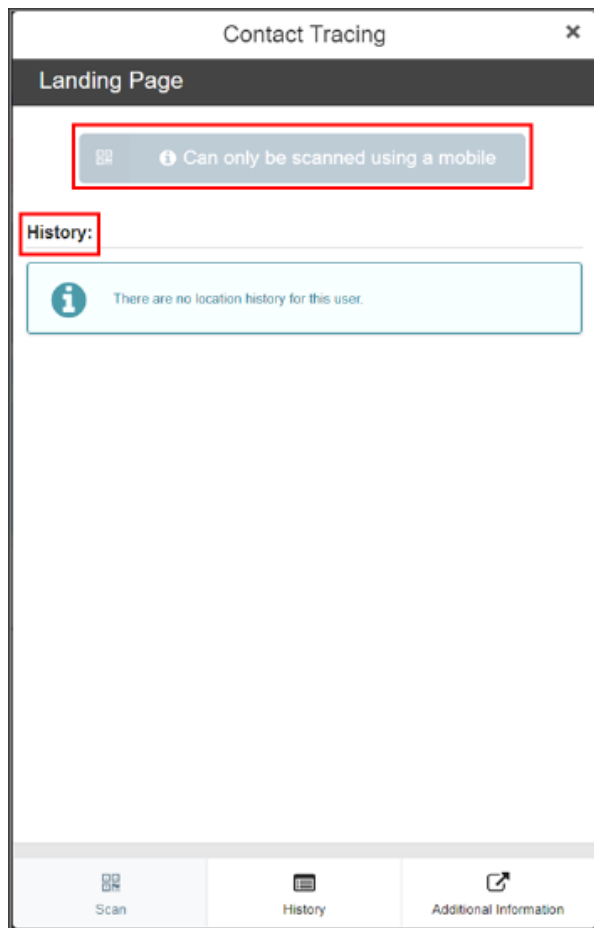
For further information on the Attendance Transaction Viewer product integration, including user experience and configuration, see Attendance Transaction Viewer.

Product Integration Changes and Enhancements

Contact Tracing – User and Admin Experience Enhancements

Based on feedback from customers, we made a number of changes to enhance the user and admin experience for the Contact Tracing product integration. These include:

- Display a configurable message on the disabled Scan button when accessing using the Web App to indicate that the user needs to use the mobile app.
- Added a History label above the initial list of check-ins on the Scan tab.
- Clarified the field labelling on the product integration configuration page to indicate that it is the number of records rather than number of days to show initially on load.
- Provided a visual indicator that results are loading when using the history tab search.
- Added the checked in user's email address to the Get Contact Tracing Results API.



For further information on the Contact Tracing product integration, including user experience and configuration details, see [Contact Tracing](#).

Timetable – Additional Vendor Support - Celcat

We added the Celcat vendor to the Timetable product integration. This allows customers who are using Celcat as their timetabling system and have the Celcat Web API available to display user's timetables through the Timetable product integration.

For further information on the Timetable product integration, including user experience and configuration details, see [Timetable](#).

Greetings – User Experience Enhancements

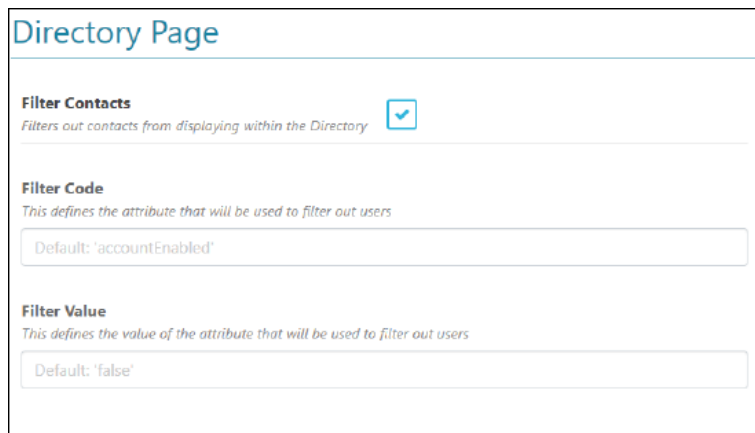
Based on feedback from customers, we made a number of changes to enhance the user experience for the Greetings product integration. These include:

- The ability to select to show both first name or full name on the Greetings live tile
- The ability to define a corner radius to apply to the user's image when displayed on the Greetings live tile (rounding of the corners from slight to full circle)

For further information on the Greetings product integration, including user experience and configuration details, see [Greeting](#).

Directory Search – Selectable Contact Filter

Following feedback from customers, we enabled the ability to provide a contact filter that can be defined against a field returned by Azure Active Directory when using the Directory Search product integration. This enables customers to remove deactivated accounts from the Directory Search, for example.



The screenshot shows a configuration page titled "Directory Page". It features three main sections:

- Filter Contacts:** A section with a checkbox that is checked. Below the checkbox is the text "Filters out contacts from displaying within the Directory".
- Filter Code:** A section with a text input field. Below the field is the text "This defines the attribute that will be used to filter out users". The input field contains the text "Default: 'accountEnabled'".
- Filter Value:** A section with a text input field. Below the field is the text "This defines the value of the attribute that will be used to filter out users". The input field contains the text "Default: 'false'".

For further information on the Directory Search product integration, including user experience and configuration details, see [Directory Search](#).

Grades (Banner XE) – Selectable Final Grades Field

We enabled the ability to select which Banner XE feed attribute is used for the Final Grade field (gradeInAcadHistory or gradeFinal) in the **Grade product integration**.

For further information on the Grades product integration, including user experience and configuration details, see [Grades](#).

General PI – New Test API Connection Button for Product Integration Configuration

We added the ability to test the defined API configuration for several product integrations to enable customers to ensure they have the right connection details for their defined endpoints. This addition was made to the following product integrations:

- Account Information
- Greeting

Product Feature Changes and Enhancements – Quick Polls

We enabled the ability to use Quick Polls in registered user access profiles in addition to authenticated profiles. This enables you to use Polls in Prospective or alumni profiles, for example.

For further information on Quick Polls, including deployment, user experience, and configuration details, see [campusM Quick Polls](#).

Resolved Issues

- **November 2020 Platform SF: 00882109 00880509**
Product Feature – Feeds Tiles: Resolved an issue where the text from the feed was not showing on the feeds live tile when the Hide Label tile property (either at the Profile or individual Menu Option level) is set to Hide Label.
- **November 2020 Platform**
Product Integration – Events: Resolved an issue where events being fed from an RSS feed were not displayed. This also resolved an issue with the Test API Connection button for the RSS feed configuration.
- **November 2020 Platform**
Product Integration – Print Credits (Papercut): Resolved an issue where account balances were displayed to more than 2 decimal places. The balance is now rounded correctly to 2 decimal places.
- **November 2020 Platform**
Updated the Catalan language pack to include missing or erroneously translated interface elements/labels.