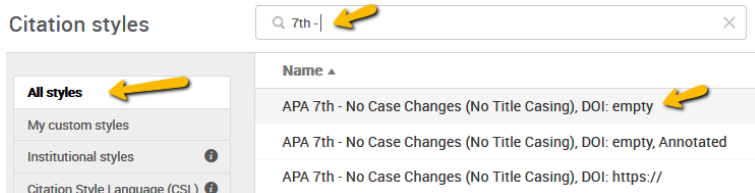



As an admin, how do I add a RefWorks style to my Institutional Styles list?

The purpose of this article is to show how RefWorks styles can be added to the Institutional style list.

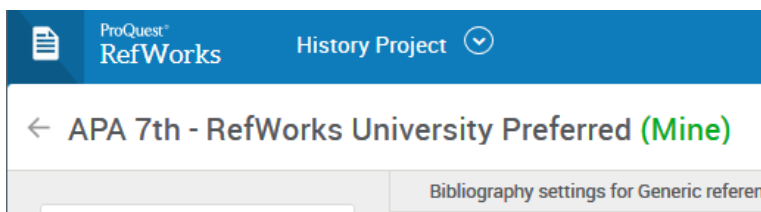
- On **Create Bibliography** menu, select the **Citation Style Editor**, search for and select the citation style to be added to the institutional list.



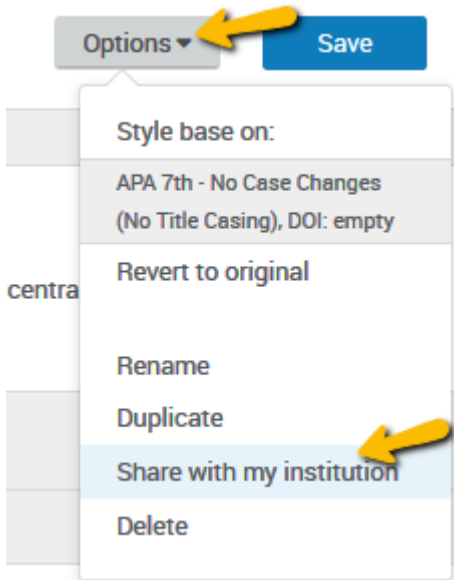
- Duplicate and rename the style.



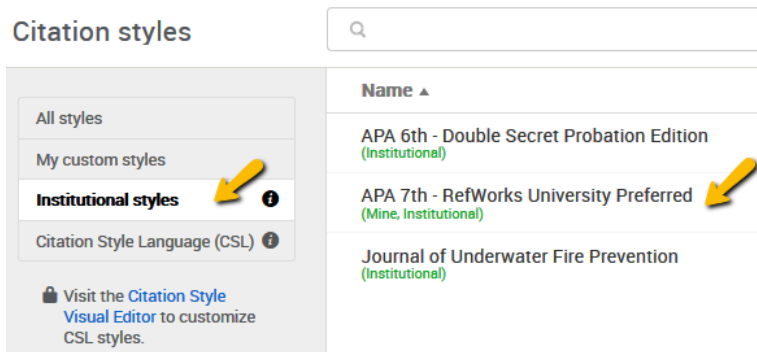
- Note the style will automatically be marked as a custom style with the green (Mine) label.



- Share the style with your institution.

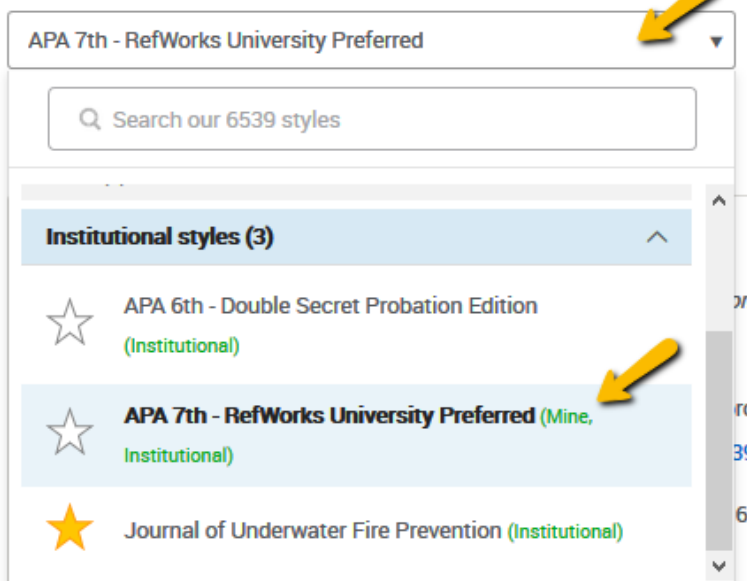


- Note the style is now available to all users at your institution in the **Citation Style Editor**

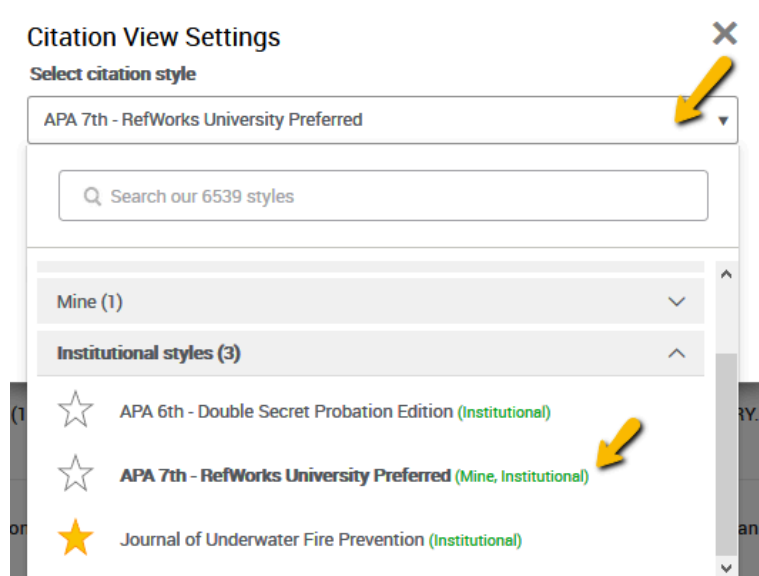
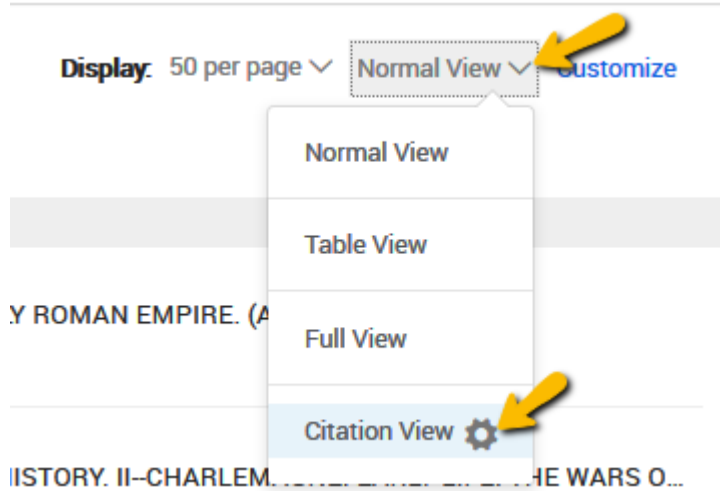


on the **Create Bibliography** page



Bibliography from All references in 'Safwan Cease Fire' (9)




in the **Citation View** settings





and in **RefWorks Citation Manager (RCM)** for Word and Google Docs.


  Citation Settings <


Change Citation Style


APA 7th - RefWorks Universi... 


 Search our 6,539 styles


Favorite styles (1) 

Recent styles (6) 

Mine (1) 

Institutional styles (3) 


APA 6th - Double
Secret Probation
Edition
(Institutional)


**APA 7th - RefWorks
University Preferred**
(Mine, Institutional) 