

---

## Leganto 2021 Release Notes

### Search for what you need

Search:

Release:

Showing results for: [Main Features](#):

#### [Additional Enhancements](#):

Click [Upcoming Behavior and Design Changes](#) to see planned changes that will affect the experience of your users.

#### [Resolved Issues](#):

Click [here](#) to view the monthly release and maintenance schedules.

Click here to watch the [Leganto What's New videos](#), another great resource for learning about the Leganto release.

The Leganto What's New videos highlight some of the main features of the Leganto releases.

These videos enable you to view more details about the features that are most relevant to you.

[Download December Instructor Highlights as a PDF](#) | [Download December Full Release Notes as a PDF](#)

---

## January 2022 Sneak Preview

- NERS: Set section view for reading list
- NERS: Alert of associated reading list when withdrawing an item
- New onboarding for instructors



[Download November Instructor Highlights as a PDF](#) | [Download November Full Release Notes as a PDF](#)

---

## December 2021 Sneak Preview

- NERS: Automatically create first section when creating a list
- NERS: Allow multiple rollovers

[Download October Instructor Highlights as a PDF](#) | [Download October Full Release Notes as a PDF](#)

---

## November 2021 Sneak Preview

- NERS: Select between Alphabetical or List order when exporting lists
- Export a single citation in a specific reference format
- Embedded PDFs will open in a new tab instead

---

## October 2021 Sneak Peek

- Read and Respond Assignments on Leganto Resources

- Trigger Leganto Question when the library does not have the item in a specific format in the inventory
- Streamlined digitization workflow for course materials

[Download August Instructor Highlights as a PDF](#) | [Download August Full Release Notes as a PDF](#)

---

## October 2021 Sneak Peek

- Read and Respond Assignments on Leganto Resources
- Trigger Leganto Question when the library does not have the item in a specific format in the inventory
- Streamlined digitization workflow for course materials

[Download July Instructor Highlights as a PDF](#) | [Download July Full Release Notes as a PDF](#)

---

## August 2021 Sneak Peek

- Alert for duplicate purchase orders
- Resource locate citations for known items
- Display original date of list submission in Alma

## July 2021 Sneak Peek

- Run the Course Loader in report mode
- Add reading lists owners in bulk
- Set different useful links for instructors and students
- Automatically set reading lists to **Complete** if library review is not required

[Download June Instructor Highlights as a PDF](#) | [Download June Full Release Notes as a PDF](#)

---

## Issues to Note

This release includes some UI changes. For more information, refer to the videos below:

[Video for Librarians](#) — This video details all the UI changes in the May and June releases, including configuration options where relevant.

[Video for instructors](#) — This video details the UI changes using language relevant for instructors. Share this video with your instructors if it will be beneficial.

---

## June 2021 Sneak Peek

- New design for the reading list header (see [Upcoming Behavior and Design Changes in Leganto](#))
- Description field for Leganto Questions
- Annotations usage added to Analytics

[Download May Instructor Highlights as a PDF](#) | [Download May Full Release Notes as a PDF](#)

---

## May 2021 Sneak Peek

- Redesign of the Add Item Menu for highlighting important options in the menu.
- Add Esploro to Citelt!
- Enable adding a course to a list with an approved copyright in Leganto.

[Download March Instructor Highlights as a PDF](#) | [Download March Full Release Notes as a PDF](#)

---

## Issues to Note

### Copyright Clearance Center (CCC) Pricing Change

As of February 1, 2021, Leganto will use the Copyright Clearance Center's standard fee of \$3.50 per order line item (citation), instead of the \$0.45 discounted fee which was charged up to now. In the transition period, the calculation will be as follows: Any citation where the first download occurs before February 1st will retain the current \$0.45 fee for the duration of the course. Citations that are not downloaded until after February 1st will include a fee of \$3.50.

For more information about the integration between Leganto and the CCC, see [Clearing Copyrights Through the Copyright Clearance Center \(CCC\)](#).

---

## May 2021 Sneak Peek

- Redesign of the Add Item Menu for highlighting important options in the menu.
- Add Esploro to Citelt!
- Enable adding a course to a list with an approved copyright in Leganto.

[Download February Instructor Highlights as a PDF](#) | [Download February Full Release Notes as a PDF](#)

---

## March 2021 Sneak Peek

- Adding annotations to the Leganto PDF viewer will enable students and instructors to add comments on top of the text.
- Allow adding a course to a reading list with calculated copyrights.
- A new admin role will enable the user to customize the Leganto interface and activate UI functionality without affecting the library configuration.
- This admin user will also be able to activate features in Leganto without accessing Alma.
- This role can also be given to a non-librarian either a consultant or someone from teaching and learning.

[Download January Instructor Highlights as a PDF](#) | [Download January Full Release Notes as a PDF](#)

---

## Issues to Note

### Copyright Clearance Center (CCC) Pricing Change

As of February 1, 2021, Leganto will use the Copyright Clearance Center's standard fee of \$3.50 per order line item (citation), instead of the \$0.45 discounted fee which is charged today. In the transition period, the calculation will be as follows: Any citation where the first download occurs before February 1st will retain the current \$0.45 fee for the duration of the course. Citation that are not downloaded until after February 1st will include a fee of \$3.50.

For more information about the integration between Leganto and the CCC, see [Clearing Copyrights Through the Copyright Clearance Center \(CCC\)](#).

---

## February 2021 Sneak Peek

- Students and instructors will be able to add annotations on embedded PDFs.
- Replace the Leganto help page with a link of your choice.
- Use multiple digital file viewers in Leganto.
- Calculate copyrights on a set of citations using a job.

## Main Features

---

### Automatically Create First Section When Creating a List in Leganto

December 2021 Leganto



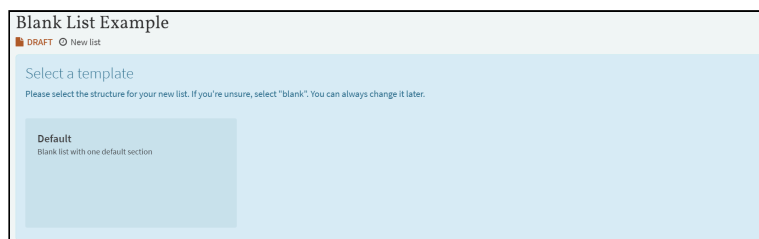
#### NERS Enhancement (ID #7235)

When creating a new list in Leganto, the user is prompted to choose a template for the list structure. The blank template, which comes out of the box with Leganto, has been renamed "Default", and it now includes one section. The section name will be "Resources" unless otherwise configured. Users will be able to start adding resources to the list immediately, bypassing the need to create the first section.

The following labels can be customized using [Leganto > General > Labels](#):

Text	Default	Label
Template name	Default	list.templates.title.custom
Template description	Blank list with one default section	list.templates.desc.custom
Section	Resources	defaultSection.title

The tooltip **You must have at least one section** now only appears if the instructor deletes the section.



#### Default template example

For more information, see [Saving a Reading List Structure as Template](#).

# Quick Cite: Export a Single Citation in a Specific Reference Format

December 2021 Leganto



## Idea Exchange

Quick Cite enables users to generate a citation for a single resource, and specify the bibliography style for the citation. The default style is set in [Leganto > Features > Bibliographic Styles](#). If no default style is set, the first style in the Bibliographic Styles table appears. The Quick Cite feature is enabled by default but can be disabled in [Leganto > UI > Citation Menu](#).

### Note

After selecting **Copy to clipboard** a disclaimer appears: Remember to check citations for accuracy before including them in your work.

The screenshot shows the Leganto interface with a list of items under 'Week 1'. The 'Water' article is selected, and a context menu is open. The 'Quick Cite' option is highlighted with a red box. The menu options are: Edit item, Add to clipboard, Copy citation, Move citation, Copy to my collection, Mark as done, Create a shareable link, Quick Cite, and Set complete.

### Quick Cite option

The 'Generate Citation' dialog box shows the bibliography style set to 'American Medical Association'. The citation text is: Bryant RG, Johnson MA, Rossky PJ. Water. *Accounts of chemical research*. 2012;45(1):1-2. doi:10.1021/ar2003286. The 'Copy to clipboard' button is visible next to the citation text.

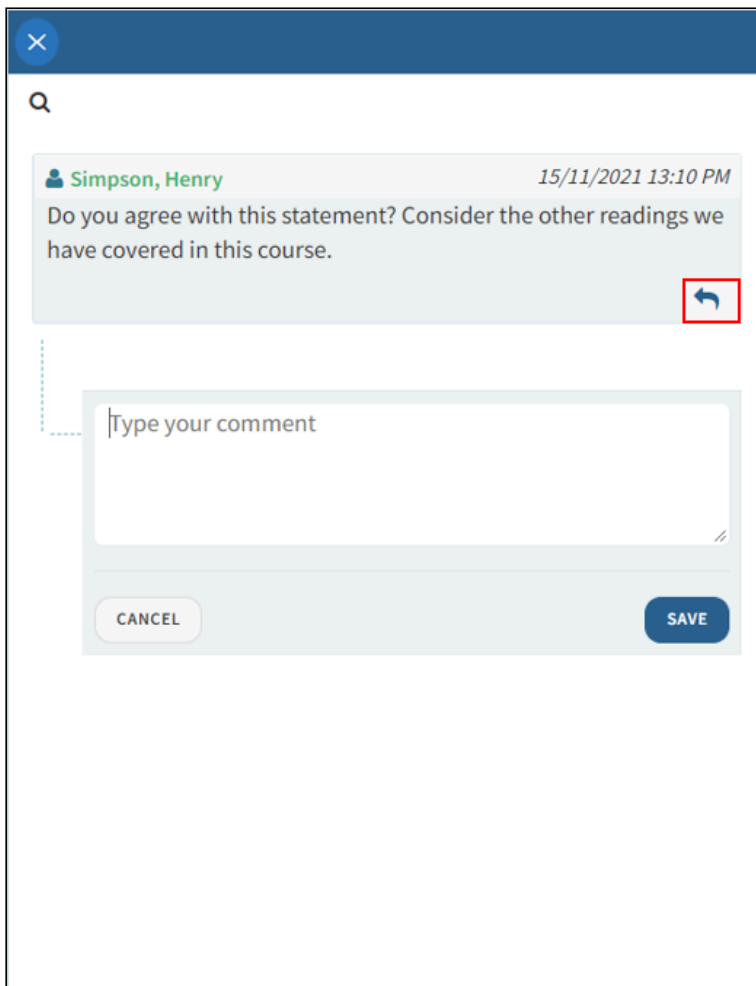
### Generate Citation

For more information, see [Exporting a Citation](#).

## Reply to an Annotation

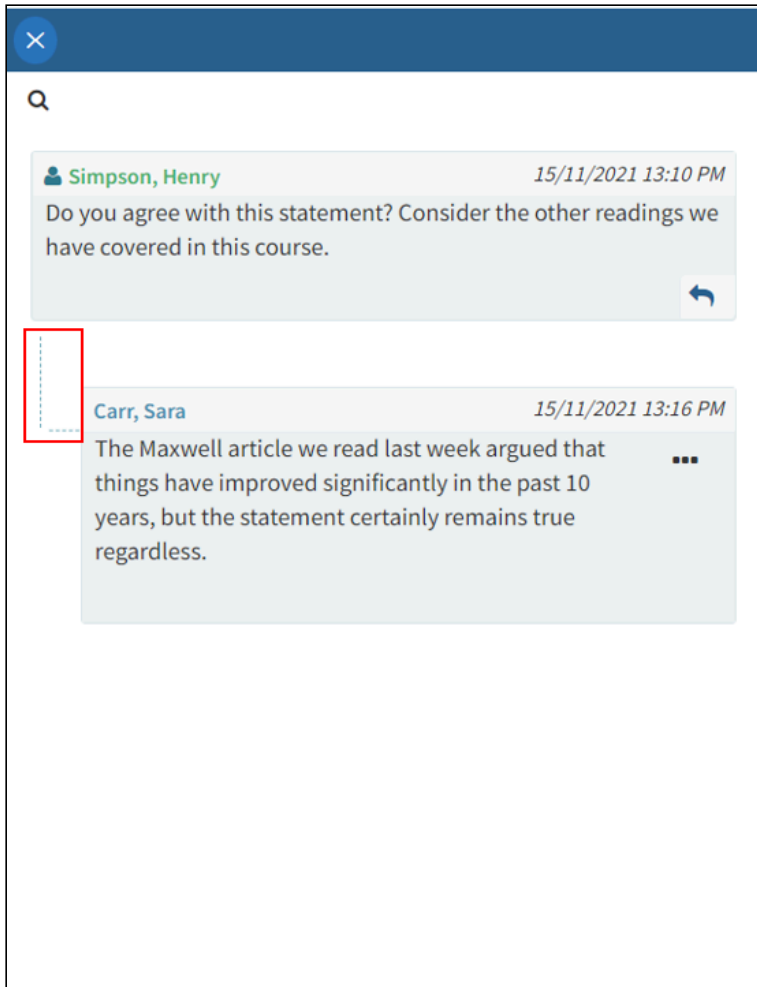
December 2021 Leganto

Leganto now enables you to reply to public annotations.



### Reply option

The dotted line indicates which reply relates to which comment.



### Reply to a comment

When a second reply is added, the dotted line extends to indicate multiple replies to the same comment.

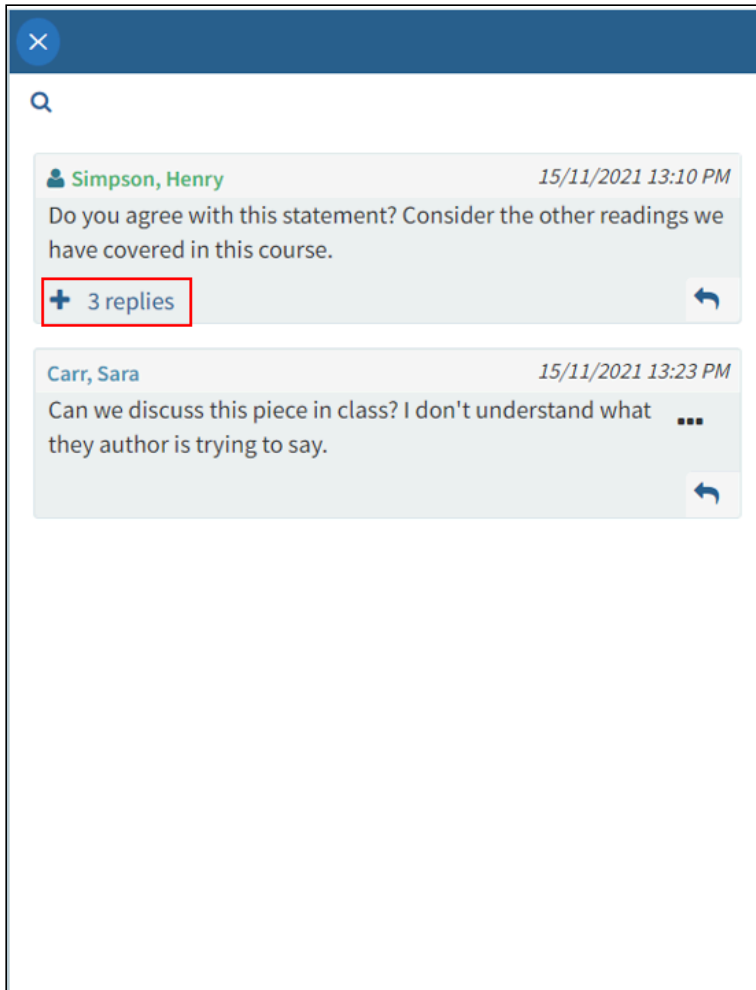
The screenshot shows a chat window with a blue header containing a close button (X). Below the header is a search icon (Q). The chat contains three messages:

- Simpson, Henry** (15/11/2021 13:10 PM): "Do you agree with this statement? Consider the other readings we have covered in this course." (Includes a reply icon)
- Carr, Sara** (15/11/2021 13:16 PM): "The Maxwell article we read last week argued that things have improved significantly in the past 10 years, but the statement certainly remains true regardless." (Includes a three-dot menu icon)
- Rowford, Matt** (15/11/2021 13:20 PM): "I think it's fair to say 'some' childhood educators, but there are also educators who are making a great effort to include diverse resources."

A red rectangular box highlights the left side of the messages. A dashed line indicates a collapsed state on the left side of the messages.

### Multiple replies

When switching focus from an annotation, the comments are collapsed with an indication of the number of replies.



### Collapsed comments

When deleting an annotation with replies, the replies are also deleted.

When there are replies to an annotation, the annotation cannot be changed to **Private**.

For more information, see [Working with Assignments](#).

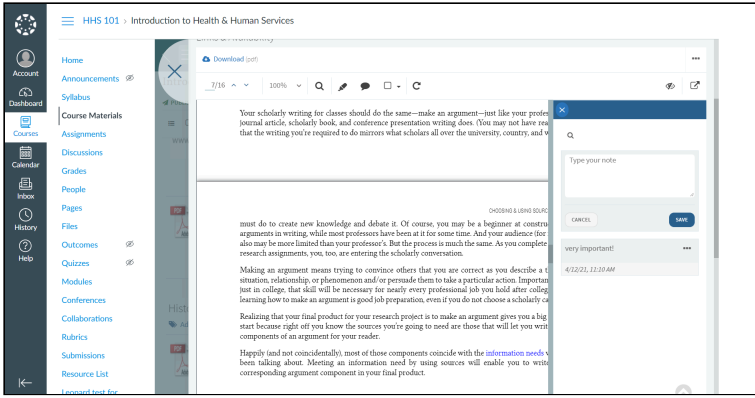
---

## PDFs Open in a New Tab

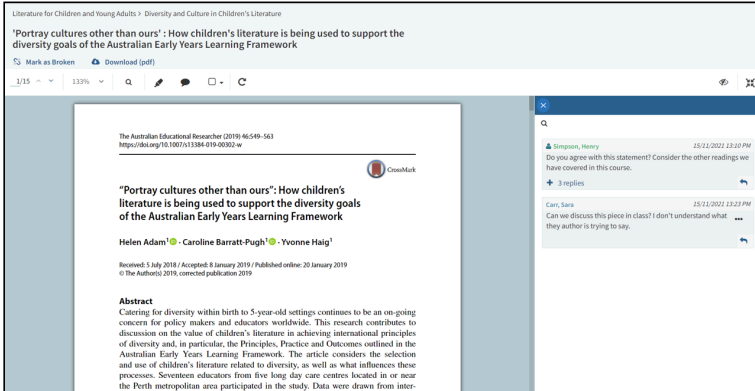
### December 2021 Leganto

PDFs now open in a new tab, leveraging the full screen size. Previously, Leganto supported the option to embed PDFs on the Leganto page, but embedded PDFs are especially problematic when Leganto itself is embedded in the learning management system, limiting the space on the page. The new tab uses a view that condenses the citation information to focus on the reader, giving students and instructors maximum space on the page to view the resource and add annotations (when enabled).

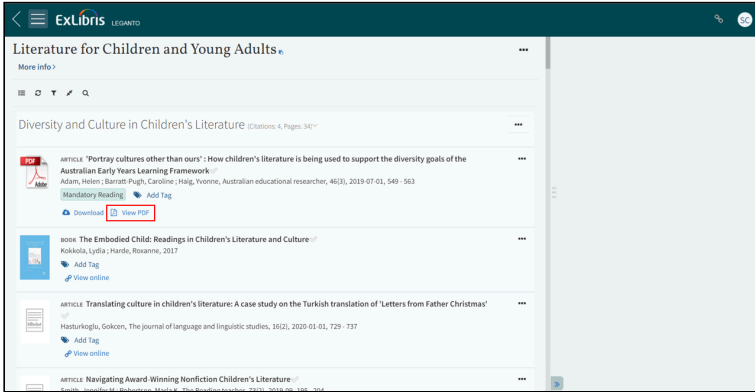
Previous Display:



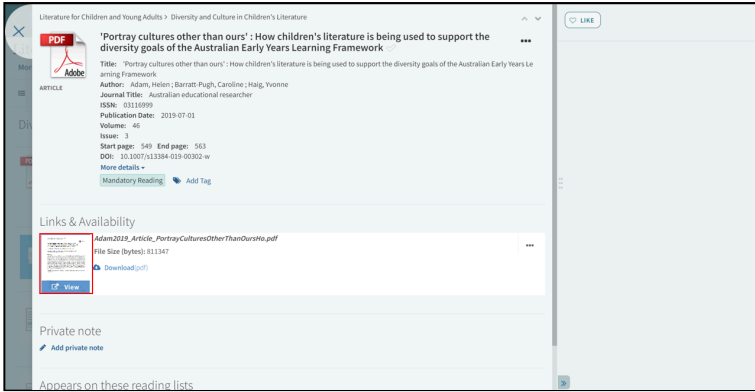
**Current Display:**



Both the brief and full view of the citation display the option to open the resource in a new tab.



**Brief View**



**Full View**

---

## Note

When a new tab is opened, the breadcrumbs are still viewable but they are not links.

---

Leganto still includes the option to render PDFs read-only (not downloadable).

The parameter **embed\_pdf\_by\_default** was replaced by **pdf\_use\_leganto\_viewer** ([Leganto > Leganto Features](#)) parameter. The default setting is true.

For more information, see [Configuring Whether Instructors can Embed Citations Directly in Leganto](#).

---

## Choose Sort Method When Exporting a List

### November 2021 Leganto



#### NERS Enhancement (ID #7396)

Leganto now enables you to choose a sort method when exporting a list.

When exporting to Microsoft Word, users now have the option to Sort by: **Bibliography style** or **List order**.

The sorting order by bibliography style is alphabetical, according to the style selected. This option is available for all bibliography styles, except for the *Expanded Reading List Style*, which is an Ex Libris style.

When exporting to PDF, or when exporting to Word and selecting the *Expanded Reading List Style*, users have the option to Sort by: **Title** or **List order**.

The default sort method is defined in the **citation\_export\_style\_order** ([Leganto Configuration > General > Settings](#)) parameter.

Export To Word

Bibliography style: American Medical Association

Sort by:  Bibliography style  List order

Include the following fields:

Permalinks

Pretty link  Full link

CANCEL EXPORT

#### Export To Word - Sort by Bibliography style/List order

Export To Word

Bibliography style: Expanded Reading List Style

Sort by:  Title  List order

Include the following fields:

Item availability  Public note

Tags  Permalinks

Pretty link  Full link

CANCEL EXPORT

Expanded Reading List Style - Sort by Title/List order

Export To PDF

Sort by:  Title  List order

Include the following fields:

Item availability  Public note

Tags  Permalinks

Pretty link  Full link

CANCEL EXPORT

Export To PDF - Sort by Title/List order

---

## View Student Usage by Academic Year

### November 2021 Analytics

You can now filter the **Date** Field (Leganto Student Usage and Leganto Instructor Usage **Events > Event Date**) by **Current Academic Year**:

**New Filter** ? X

**Column** Date Filter *fx*

**Operator** is equal to / is in

**Value**

**Protect**

**Convert**

Current Academic Year

Current Month

Current Year

Last 3 Months

Last 30 Days

Search... | Limited Values | All Values

### Current Academic Year

The current academic year of your institution is determined by your country, according to the following table:

Current Academic Year

Country	Code	Start Month	End Month
Argentina	54	March	February
Australia	61	January	December
Austria	43	September	August
Belgium	32	August	July
Botswana	267	August	July
Brazil	55	January	December
Canada	01	August	July
Chile	56	January	December
China	86	September	July
Colombia	57	January	December
Czech Republic	420	September	August
Denmark	45	August	July
Ecuador	593	September	August
Finland	358	August	July
France	33	September	August
Germany	49	September	August
Hong Kong	852	August	July

Country	Code	Start Month	End Month
Ireland	353	September	July
Israel	972	October	September
Italy	39	September	August
Japan	81	April	March
Luxembourg	352	September	August
Macau	853	August	July
Malta	356	September	August
Mexico	52	January	December
Netherlands	31	August	July
New Zealand	64	January	December
Norway	47	July	June
Peru	51	January	December
Philippines	63	September	August
Poland	48	October	September
Portugal	351	September	August
Qatar	974	September	August
Singapore	65	August	July
South Africa	27	January	December
South Korea	82	March	February
Spain	34	September	August
Sweden	46	August	July
Switzerland	41	September	August
Taiwan	886	September	August
United Arab Emirates	971	September	August
UK	44	September	August
USA	01	August	July
Vietnam	84	January	December

# Create Read and Respond Assignments on Leganto Course Materials

## October 2021 Leganto

Instructors can now create **Read and Respond** assignments on course materials, requiring students to read and annotate PDF files as directed by the instructor. **Read and Respond** assignments are seamlessly integrated into the course page in the learning management system (LMS), and the easy-to-use Leganto grading dashboard synchronizes the students' grades with the LMS grade book.

To start using **Read and Respond** assignments, you must first configure an [LTI 1.3 integration](#) with your LMS and add the [assignments selection](#) option. See the [Developer Network](#) for details.

Once configured, instructors can start adding **Read and Respond** assignments to their course page.

Back  
Logical and Assumptive Arguments: Plato's Republic, Part I (Due: 10/06/2021) Edit

Instructions: Read all of Part I. In the sections I have noted, add annotations to each of the arguments made. For each argument, state if you believe the reasoning is logical or assumptive, and why. It may help you to refer to the lecture slides from September 13, when we discussed logical and assumptive arguments.

1/40 100% Q P C

PART I (Book 1)  
SOME CURRENT VIEWS OF JUSTICE

The main question to be answered in the Republic is: What does Justice mean, and how can it be realized in human society? The Greek word for "just" has no easy status as the English "right". It can mean observance of custom or of duty, righteous, fair, honest, legally right, lawful, what is due to or from a person, solemn, right, what one ought to do. There is even the whole field of the individual's conduct as far as it affects others—all that they have a "right" to expect from him or her as a citizen or expert from him, whenever it might be expected to wrong. A potential saying declared that justice is the man of all virtues.

The demand for a definition of Justice seems to imply that there is some conception in which all these professions or all these men that have something in a common nature or in some common virtue, that there is some principle whereby having the right to be recognized that they would not be an enemy towards of him. The object of the inquiry would seem that each member of it should perform his duties and enjoy his rights, as a quality existing in each individual, justice would seem due to "personal" life as a Greek would say, but not as a commonwealth, and with respect to the public and share of each part of his nature.

A second or important and important would be ideal, in the sense that it would imply a standard of perfection by which all existing in which might be compared and measured according to the degree in which each of them, the proper nature, common, the degree is judged by its tendency to being in nature or in better form, that all the Republic in the four remaining chapters, one could be made to do, that, but as a further detail, but as a possible framework within which such a nature, such as "uncommon" states, might that existing and

Read, Blue 09/17/2021 10:49:13 AM  
Are there any arguments presented in these two paragraphs? If so, mark them as either logical or assumptive. If not, add a comment indicating such and explain your reasoning.

Read, Blue 09/17/2021 10:47:11 AM  
From here to the end of Chapter 1, highlight the main arguments and mark each as logical or assumptive. Explain your reasoning.

Read, Blue 09/16/2021 15:05:20 PM  
Identify each of the arguments presented in Chapter II. For each argument, state if it is logical or assumptive and why.

## Instructor View of a Read and Respond Assignment

Students can access the assignment through the LMS, add annotations to the file, and submit their assignments.

As students submit their assignments, the grading dashboard updates, showing an overview of the assignment status for each of the students in the course.

Read "Natural Philosophy versus Philosophy of Naturalness" (Due: 09/20/2021) POST SCORES START GRADING

View assignment

10 Students 7 Haven't submitted 2 To grade 1 Graded 8 Average score

Name	Status	Date Submitted	Score/10	Comments
Bleyra Jessie	Graded, not posted	09/13/2021 11:19:17 PM (view submission)	8	The three places you pointed out are correct, but I asked for at least five.
James Jenna	Not submitted			
Luce Maria	Not graded	09/13/2021 11:23:52 PM (view submission)		
Henry Morgan	Not submitted			
Beaton Dee	Not submitted			
Francis EB	Not submitted			
Imman Amy	Not submitted			
Serrano Elena	Not graded	09/13/2021 11:25:06 PM (view submission)		
Student Test	Not submitted			
Lennon Yael	Not submitted			

## Leganto Grading Dashboard

Instructors can select **START GRADING** to begin grading all assignments which have been submitted but not yet graded. Instructors can enter a score for the assignment, and optionally add a comment for the student, then select **SAVE & NEXT** to move to the next student in the list to be graded.



## Leganto Grading Tool Displays Each Student's Assignment.

Select **POST SCORES** to update the LMS with the students' scores.

For more information, see [Working with Assignments](#).

## Alma Displays Same Citation Metadata as Leganto

### October 2021 Leganto

The Alma citation form (**Fulfillment > Citations**) now displays the same fields as Leganto, as configured for the selected **Material Type**. The citation fields per material type are configured in the Leganto Citation Field Mapping (**Configuration > Leganto > UI**) for the **Type**. Additionally, it is now possible to configure which fields will be mandatory for each citation material type.

The screenshot shows the 'Edit Reading List Citation' form in Alma. The form is divided into several sections: 'Citation', 'Copyright Attributes', 'Citation Attributes', 'Notes', and 'Tags'. The 'Resource Information' section is expanded, showing fields for Title, Author, Publisher, Publication Date, Edition, Place of Publication, OCLC Number, Original Thumbnail, and Note. The 'Additional Resource Information' section is also expanded, showing fields for Source 1, Source 2, Source 3, and Source 4.

### Citation Metadata

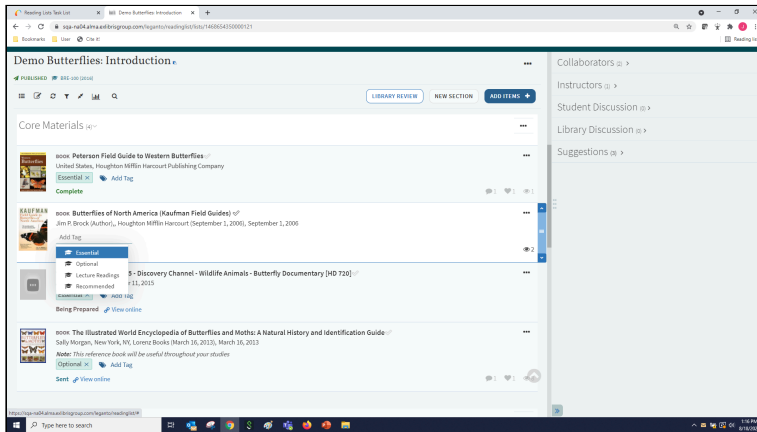
## Updated Tagging Workflow

### October 2021 Leganto

Previously, when adding or removing tags from a citation, a user selected the **Add tag** option, then selected or removed the tags, then selected **SAVE**. Now, users can select **Add Tag** and select the relevant tags, which are saved automatically. To remove tags, one only needs to select the **X** next to the tag. This updated tagging workflow is in line with other systems which support tagging, resulting in less confusion and fewer errors.



## Previous Tagging Workflow



## Updated Tagging Workflow

# Leganto Student Usage Includes Guest Usage

October 2021 Analytics SF: 00919191 00949528

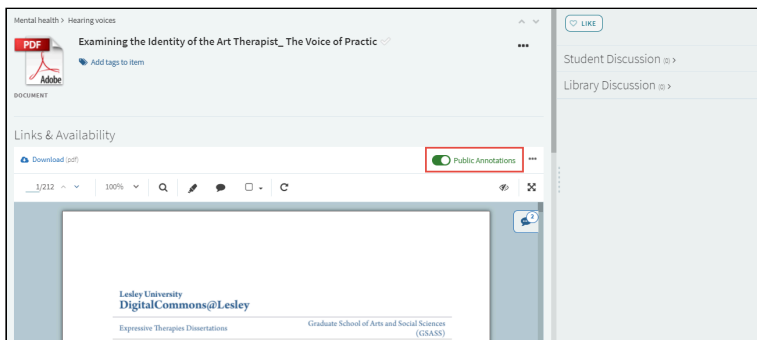
Leganto Analytics now includes guest usage, including historical guest usage. By default, any report your institution created or creates in the future includes guest usage. To filter reports to display just student usage, use the **User Role** field (**Leganto Student Usage > Student Usage**) and filter for `student`. The reports that appear in the List Analysis in Leganto do not include guest usage.

# Social Reading: Public Annotations on Course Materials

## August 2021 Leganto

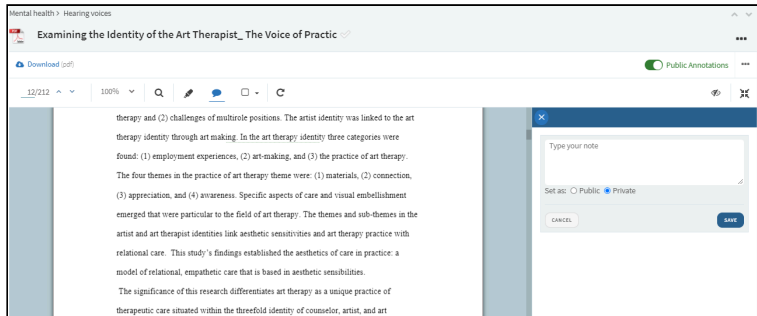
Students and instructors can now share their annotations with each other. When **allow\_citation\_public\_annotation** (**Configuration > Leganto > Features > Leganto Features**) is set to true (default), a toggle appears on citations with embedded PDFs, giving instructors the option to enable or disable **Public Annotations** on a per PDF/Citation basis.

If **allow\_citation\_public\_annotation** is set to false, the **Public/Private** toggle is hidden on the PDF header.



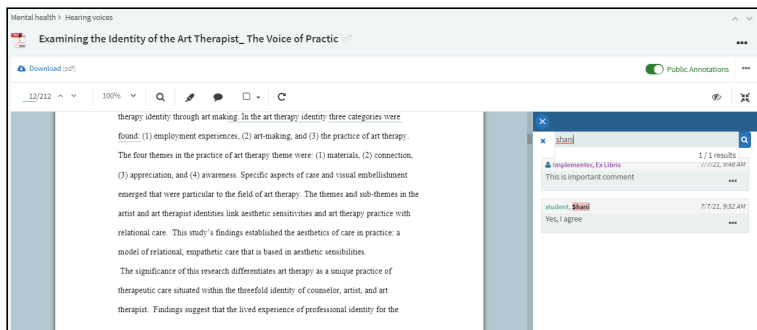
## Public Annotations Enabled

If **Public Annotations** is enabled on the PDF header, the user can select whether their annotation should be public or private. The default is **Private**, in which case the annotation is only visible to the user who added the annotation.



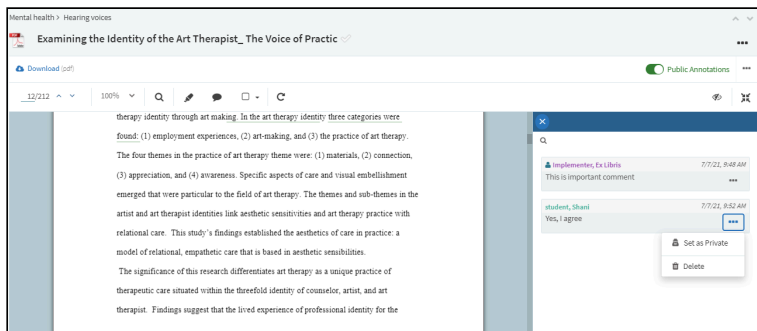
## Annotations - Private

If an annotation is set to **Public**, the name of the person who wrote the comment, and the date and time of the comment are visible in the annotation menu. Public comments are searchable in the annotations menu. Each student's name appears in a different color above their comment, and instructor comments appear with an instructor icon next to their name. Instructors can delete public annotations or change them to **Private**.



## Public Annotations

Users can also change their own comments from **Public** to **Private**, or from **Private** to **Public**.



## Annotation Settings - Set as Private

Additionally, Instructors can use the **Edit Multiple Items** tool in Leganto to enable or disable public annotations.

Edit multiple items (2) ✕  
 Tags to add:   
 Tags to remove:   
 Due date:  Reset value  
 Public note:  Reset value  
 Private note:  Reset value  
 Allow public annotations (for PDF citations only)

#### Edit multiple items

#### Note

Annotations are stored as a separate layer on the file, visible only in Leganto and within the context of the reading list. They will not be added to printed or downloaded versions of the file, and private/public annotations are only copied when selecting **Move item** to the same list.

Below are the rules for when private/public annotations are not copied:

- Duplicating a list
- Selecting **Copy to my collection**
- Selecting rollover
- Copying a section/citation to another list
- Copying a section/citation to the current list
- Selecting **Move item** to a different list

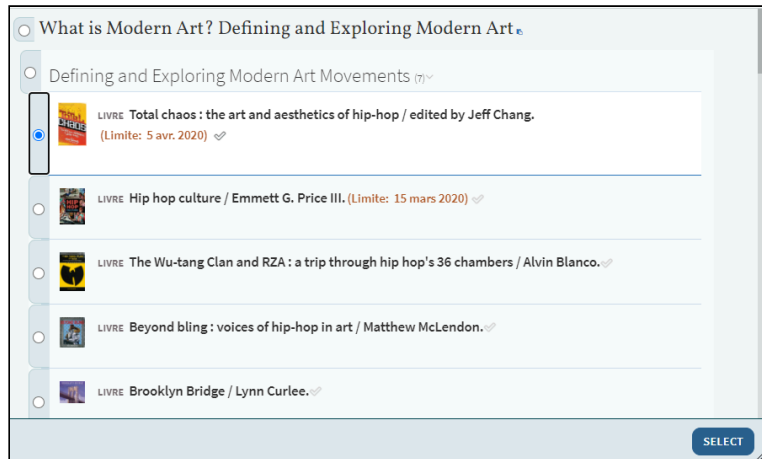
For more information, see [Creating Private Annotations](#).

---

## Easily Link to a Section or Citation from the LMS

August 2021 Leganto

By default, when creating an LTI link in the Learning Management System (LMS), the link points to the list associated with the course. **Link Selection** enables you to specify what item your link should point to (either to a list, a section, or a citation). You must be using LTI 1.3 to take advantage of this feature. For more information, see [Link Selection](#).



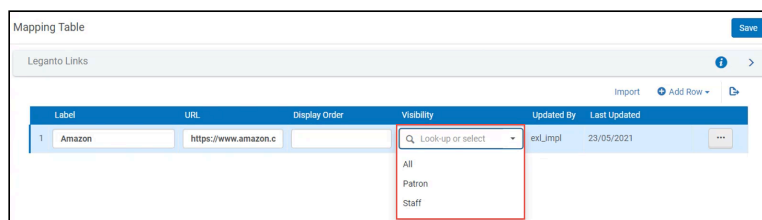
**Link Selection in the LMS**

---

## Set Visibility for Useful Links

July 2021 Leganto

Leganto now provides the option to select which users can view each of your useful links by selecting All, Instructor, or Student from the **Visibility** dropdown list ([Configuration > Leganto > Features > Links](#)).



**Link Visibility**

---

## Add/Remove Owner using Reading List Bulk Update

July 2021 Leganto

You can now add or remove a specific reading list owner or collaborator using the **Reading List Bulk Update** job ([Admin > Run a Job](#)). The job parameters now include new options to:

- **Add owner** — specify a specific owner, and choose if they are an owner or a collaborator
- **Remove owner** — remove all owners or specify an owner to remove

## Add/Remove owner

## Auto-set Lists to Complete

### July 2021 Leganto SF: 00685375

Previously, if all citations on a reading list were automatically set to complete, the list was still sent to the library with a **Ready for Processing** status. Now, the library can configure reading lists to automatically be set to **Complete** when they are sent to the library if all of the citations on the reading list are complete.

When an instructor selects **Library Review** or **Publish** on a reading list and all citation statuses are set to Complete, the list status updates according to the status set in **reading\_list\_citations\_complete**. If the parameter **reading\_list\_citations\_complete** ([Configuration > Leganto > List Management > Course Reserves Automatic Statuses](#)) was previously empty, the value is now set to **Complete**. Other values remain unchanged. For more information, see [Sending a Reading List to the Library for Fulfillment](#).

parameter key	parameter module	parameter value	free text description	Updated by	Last Updated	
citation_prime_on	system		Automatic status for new pri			...
citation_prime_url_reqexp	system		A regular expression to match			...
citation_purchase_request_submitte	system		Automatic status for citation			...
citation_reading_list_complete	system	Complete	Automatic status for all citati	ext_impf	05/25/2021	...
citation_resolved	system	Complete	Automatic status for new resu			...
citation_resource_located	system	Complete	Automatic status for citation			...
citation_resource_sharing_request_c	system		Automatic status for citation			...
citation_uploaded_file	system	Complete	Automatic status for new cita			...
cite_it_filter	system	blacklist	Cite it filter values can be fail			...
leganto_citation_file_removed	system		Automatic status for citation			...
list_new_citation_in_completed_list	system	BeingPrepared	New reading list status for lis			...
reading_list_citations_complete	system	Complete	Status to set the reading list s			...
revert_citation_status_by_adding_tag	system	Declined	When adding these tag codes	ext_impf	04/19/2021	...
revert_citation_status_by_removing_	system	DOT.OPT	When removing these tag cod	ext_impf	04/12/2021	...
revert_completed_citation_status_by	system	Declined	Sets the default status for co	ext_impf	05/23/2021	...
revert_completed_citation_status_to	system	ReadyForProcessing	Sets the default status for co	ext_impf	04/12/2021	...
revert_list_status_to	system	Declined	Sets the default status for a c	ext_impf	04/19/2021	...

## Reading list citation parameter

### Note

The parameter value will only be set to Complete if it was previously set to Complete, or if it was not set. If the parameter was set to another value, such as ReadyForProcessing, the value remains unchanged.

## Bolk Copyright Service: Automated Status Updates

### July 2021 Leganto

For Norwegian customers, **Bolk synchronize** was added as a daily job in [Admin > Monitor Jobs](#). This job can be enabled to check Bolk's status and update the status in Leganto accordingly. The default setting for this job is disabled. For more information, see [Integrating with Bolk](#).

Scheduled						
SP Scheduled						
Running						
History						
61 - 77 of 77						Activate Selected
Filter: All						
Active	Name	Job Category	Create	Schedule		
<input type="checkbox"/>	Course copyright change	Fulfillment	System	-		
<input type="checkbox"/>	Bolk synchronize	Fulfillment	-	Every day at 01:00		
<input type="checkbox"/>	Go VE - Update Monitoring Status	Migration	-	Every day at 08:00		
<input type="checkbox"/>	Ongoing Global Title Index Job	Publishing	-	Every day at 04:00		

### Bolk synchronize

## New File Upload Form

### June 2021 Leganto

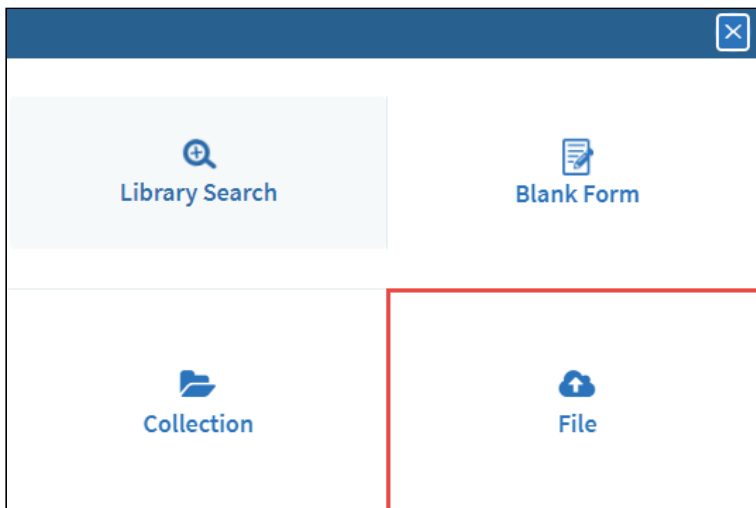
The process of uploading a file to a citation is now more intuitive and user-friendly. To streamline the process of creating a new citation that is based on a file, the File option directs the user to first load the file. In many cases, Leganto extracts the metadata from the files and saves manual entry of the citation details. Also see [Adding a Citation Manually](#).

#### Note

The File option does not display if the institution has eliminated the option to upload files by limiting the file size to zero. For more information, see [Configuring File Uploads](#).

### To create a citation by uploading a file:

Select **File**.



### Select File from Add Item Menu


Browse or drag and drop a file to upload.

Upload a File form

Upload a File progress bar


If your institution has configured [File Upload Copyright Options](#), instructors are prompted to select from the configured options.

### Upload a File

File name: Methods in Insect Sensory Neuroscie... 

This file was authored by me and does not require copyright clearance

No declaration

 Title\*: Methods in Insect Sensory Neuroscience

Author: Neil J Hillier and N Kirk Hillier

Type\*: Article

Source: [+ Add source](#)

Public note:

Add to:  List  Clipboard

Section: Defining and Exploring Modern Art Movements

[CANCEL](#) [ADD & CLOSE](#) [ADD](#)

[»](#)


The uploaded file displays the copyright clearance details.

### Edit item

📎 File name: Methods in Insect Sensory Neuroscien... 🗑️

© [View copyright declaration](#)

---

 Title\*: Methods in Insect Sensory Neuroscience

Author: Neil J Hillier and N Kirk Hillier

Type\*: Article ▾

Source: [+ Add source](#)

Public note:

---

Due Date: 📅

Journal Title: Source: The Quarterly Review of Biology

ISSN:


>>

#### Upload a File

When editing an item with a file, you can toggle to view the copyright declaration.

Selecting **View copyright declaration** displays the copyright declaration.

## Edit item


File name: Methods in Insect Sensory Neuroscien... 

Close copyright declaration

Self-Declared

Fair Use

Copyright required


 Title\*: Methods in Insect Sensory Neuroscience

Author: Neil J Hillier and N Kirk Hillier

Type\*: Article ▾

Source: [+ Add source](#)

Public note:

Due Date: 

[»](#)

### Edit Item

To add a file to an existing citation, select the option to drag or upload a file at the top of the Edit item screen.

### Edit item

[Click here to drag or upload a file](#)

Chapter Title\*:

Chapter Author:

Personal copy

Type\*:

Source: [+ Add source](#)

Public note:

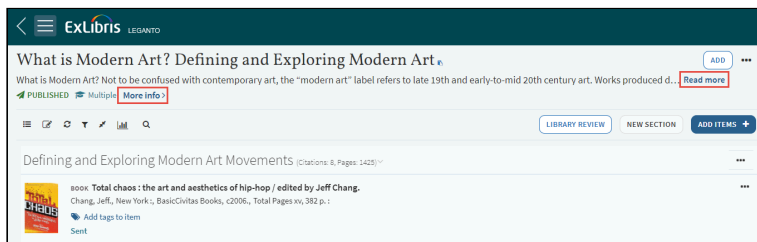
Due Date:

Book Title:

## List Header Redesign

### June 2021 Leganto

Leganto now displays a streamlined view of the reading list header, showing only the first line of the list description and fewer details about the list. Select **Read more** to view the full list description, and select **More info** to see more information about the list. When expanded, you can select **Read less** or **Less info** to collapse the view. See [Working with Reading Lists](#).



### Read more/More info

## Left Navigation Pane Removed

### June 2021 Leganto

The left pane was replaced with a hamburger icon, which can be expanded to view the options. Additionally, a Back icon was added to return to the previous page.



Hamburger icon and Back icon.

---

## List Status Automatically Updates when Citation Status Updates

June 2021 Leganto



### NERS Enhancement (ID #6444)

When a previously completed list has a citation status change due to one of the following parameters set in **Configuration > Leganto > List Management > Course Reserves Automatic Statuses**:

- revert\_citation\_status\_by\_removing\_tags
- revert\_citation\_status\_by\_adding\_tags
- revert\_completed\_citation\_status\_by\_metadata\_change — the following metadata triggers a change in status:
  - Additional Person Name
  - Author
  - Book Chapter
  - Chapter Author
  - Chapter Title
  - Chapter Number
  - DOI
  - Edition
  - Editor
  - End Page
  - ISBN
  - ISSN
  - Issue
  - Journal Title
  - LCCN Number
  - Note
  - OCLC Number
  - Pages
  - Place of Publication
  - Publication Date

- Publisher
- Start Page
- Title
- Volume
- Year

The List status changes if **revert\_list\_status\_to** is set. For example, you can choose to have the list status change to **Ready for Processing** if the citation status changes when the instructor adds a tag.

---

## Integration with LTI 1.3

### June 2021 Leganto

Institutions can now integrate with the Learning Management System via LTI 1.3. This newer LTI protocol enables new features, compared to the LTI 1.1 protocol that was used previously. LTI 1.1 continues to be supported and all integrations with the LMS using LTI 1.1 will continue to work as they have up to now; however, we recommend upgrading to LTI 1.3 to benefit from the new features available, as well as new features which will be developed moving forward. For more information, see [LTI 1.3](#).

---

## LTI 1.3 Import Citations in Canvas

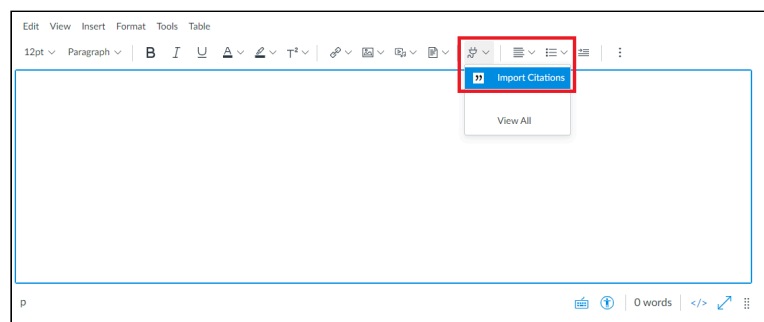
### June 2021 Leganto

Canvas LMS supports the ability to add a new button to the LMS text editor. Using this button in Canvas, you can now embed citations from your Leganto lists directly into the Canvas editor. For more information, see [Editor Button](#).

---

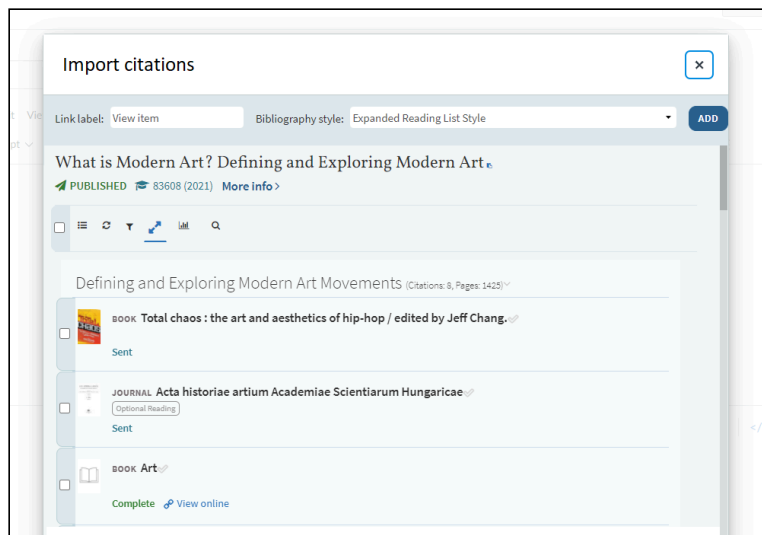
### Note

This feature is available only to Canvas users using LTI 1.3.

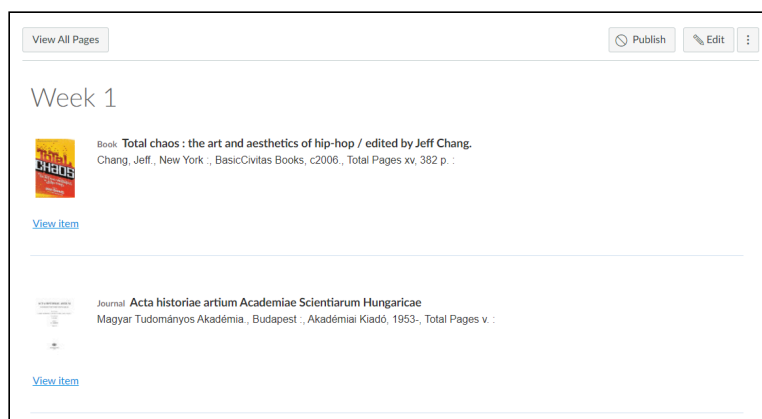


### Import Citations

Once the Canvas user selects **Import Citations**, the resource list associated with the course is displayed and the user can select one or more citations to embed in the Canvas page. The user can also select the desired bibliographic style of the citations' display.



### Import citations window



### Canvas-Leganto integration

## Add Item Menu

### May 2021 Leganto

The new Add Items menu highlights the multiple options for adding citations, such as uploading a file and adding a citation from a reference manager, if configured. The Add Items menu will only display options that have been enabled for your institution. The available options are:

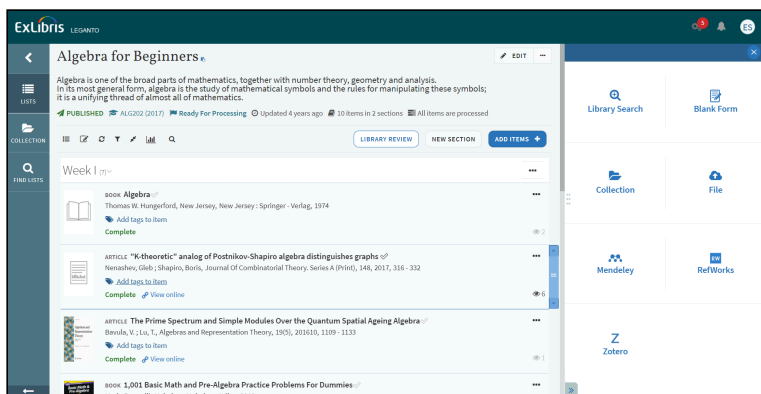
- Library Search - Search and add resources from your discovery system.
- Blank Form - Manually enter metadata to create a citation.

### Note

The sandbox release label is Manual Form, but the production release label is Blank Form. If you need to change it in your sandbox (for example, to create screenshots) you can change the label: **addItem.tabs.manualForm** (**Configuration > Leganto > General > Labels**).

- File - Select a file from your computer to upload. The drop-down list includes a section at the top of the list for the most commonly used file types. This option is hidden if the **max\_file\_size\_allowed\_faculty\_MB** parameter is set to 0. For more information, see [Configuring Whether Instructors Can Upload Files that Contain Reading Lists](#).

- Collection - Add a resource from your Leganto collection.
- RefWorks - Add a resource from your RefWorks account. This option is hidden if RefWorks is not enabled. To enable RefWorks, the **refworks\_group\_code** parameter (**Configuration menu > General > External Integrations**) must contain a value and the user must have a username and password in their settings.
- Mendeley - Add a resource from your Mendeley account. The option is hidden if Mendeley is not enabled. To enable Mendeley, the **mendeley\_client\_id** and **mendeley\_secret** parameters (**Leganto Configurations > General > External Integrations**) must contain a value.
- Zotero - Add a resource from your Zotero account. This option is hidden if Zotero is disabled. To enable Zotero, the Zotero User ID and Zotero API key (in User Settings in the Leganto interface) must contain a value.

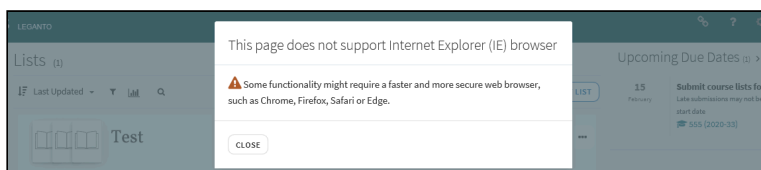


#### Add Items menu

## Unsupported Browser Message

### May 2021 Leganto

Internet Explorer is no longer a supported browser for Leganto. Now, when attempting to access Leganto while using Internet Explorer, a warning message displays advising the user to select a different browser.



#### Internet Explorer message

See [Product Accessibility](#).

## New Bolk Copyright Request API

### May 2021 Leganto

Leganto integrates with Bolk to support Norwegian copyright requests, and a new API is available for Bolk imports. There are three possible return responses, **Using HE license**, **Using mandate**, and **Rights clearance required**. A new status field on the citation, **Bolk Status**, reflects the status of the Bolk request as follows:

- **Using HE license** - **Bolk Status** is **Approved**.
- **Using mandate** - **Bolk Status** is **Approved**, with the **Price per page** appended to the field.

- **Rights Clearance Required - Copyright Status is Rejected** with the Bolk rejection message immediately following. **Bolk Status is Rejected** and the message received from Bolk will be displayed to the user as is.

The API will include additional functionality in a coming release.

See [Integrating with Bolk](#).

---

## Leganto Course Copyrights

### May 2021 Leganto

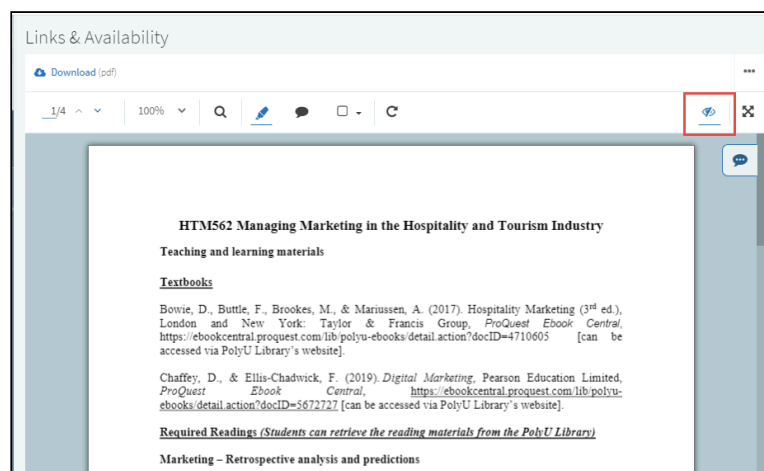
The instructor can now associate or remove course associations from a list in Leganto even if there are approved copyright requests. An overnight job will run to recalculate the copyright on any lists in which the course association was changed. To enable this feature, the **associate\_course\_approved\_copyright** parameter must be set to **true** (**Configuration Menu > Fulfillment > Copyright Management > Leganto Copyright Settings**). The parameter defaults to false. See [Configuring Leganto Copyright-Related Procedures](#).

---

## Hide Page Annotations

### May 2021 Leganto

You can now hide annotations on PDF files. When annotations are on the page, click the eye icon to hide the annotations. Click the icon again to display the annotations.



### Hide Annotations Icon

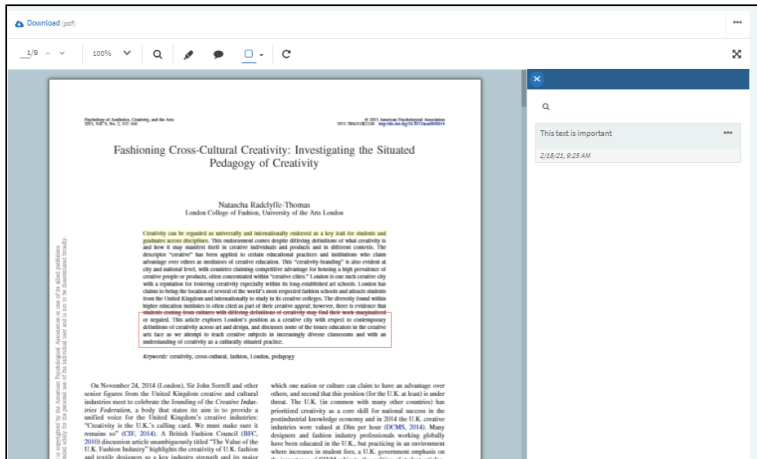
See [Creating Private Annotations](#).

---

## Annotating PDFs


### March 2021 Leganto

Users can now highlight important text and add annotations in the Leganto PDF viewer, enabling students and instructors to take notes and add comments directly within their course materials. All annotations are private and visible only to the individual, and annotations are not stored on the original file, but rather, as a separate layer. This new development is available for any embedded PDF file.








### PDF File with Private Annotation


User can highlight text, add annotations, such as circling text. The shapes can be drawn on a scanned PDF, a picture, or a diagram and can also be linked to a comment.



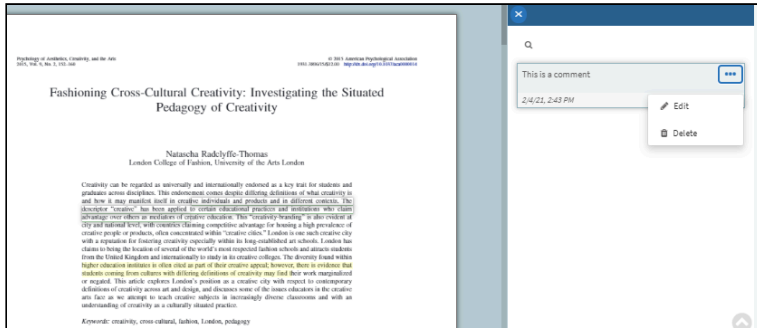
### Annotations Toolbars

Users can select from one of the following icons to apply an action to the PDF. This includes actions on the toolbar as well as the floating menu. Selecting an icon a second time deactivates the function.

Icon	Functionality
	Highlight the marked text in yellow.
	Add a comment.
	Add shape around a marked text with the selected color, and add a comment to the shape.
	Open the side panel. The panel can also be opened by selecting text that includes a comment.
	Open the PDF in full screen (or a new tab).

Icon	Functionality
	<p>A floating menu that includes highlighting and commenting. This option also allows selecting text in the PDF without using the selection icon in the menu.</p>

The side panel includes an option to search existing comments. Comments can be edited or deleted.



### Text with Comment and Highlighting

See [Creating Private Annotations](#).

## New Administrator Role for Activating Leganto Features

### March 2021 Leganto

A new **Leganto Interface Administrator** role will enable the user to customize the Leganto interface without affecting the core library workflows.

This role has permission to make configuration changes related to the Leganto UI, Leganto features, Leganto labels, and tags as listed below. Additionally, the role has access to the Leganto UI with edit privileges in order to see the result of the configurations. It is applicable only for the institution level.

- Leganto Configuration Menu
  - UI
    - Settings
    - Branding
    - Customization
    - Brief Citation Format
    - Citation Field Mapping
    - Embedded File Type Handling
    - List Menu
    - Section Menu

- Citation Menu
- Citation Default Thumbnails
- List Management
  - Publishing
- Features
  - Leganto Features
  - Guided Tours
  - Guided Videos
  - Notifications - Instructors
  - Notifications - Students
  - Bibliographic Styles
  - Links
  - Find List Settings
  - Help Pages
- List Advisor
  - Settings
  - List Advisor Types
  - List Advisor Tips
  - Reading List Advisor Agenda Items
- General
  - Labels
  - Customer Labels
  - Recommended Feature Names - one of the new tables added as part of the Feature Recommendations and Activation story below
  - Recommended Features Descriptions - one of the new tables added as part of the Feature Recommendations and Activation story below
- Fulfillment Configuration Menu
  - Courses
    - Tags
    - Tag Mapping

See [Managing User Roles](#).

As part of the feature recommendation in Leganto (described below), the new admin role will also be able to activate some Leganto patron facing functionality (for instructors or students) from Leganto, without accessing Alma. Hence, this role can also be given to staff outside the library, such as a consultant or someone from Teaching and Learning, or library staff that does not use Alma.

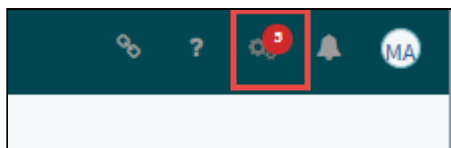
---

## Feature Recommendations and Activation

### March 2021 Leganto

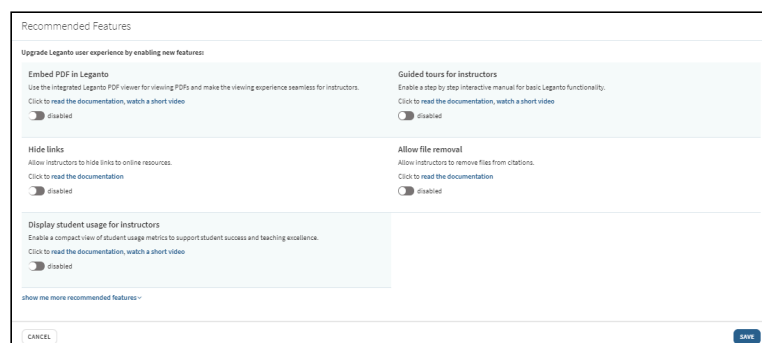
Leganto now includes a new menu to highlight new Leganto features in order to keep improving the overall Leganto experience.

This menu provides feature recommendations based on your institution's configuration. The Recommended Features menu is accessible from the persistent menu. It is visible to librarians with Course Reserves Manager, Course Reserves Operator, Fulfillment Services Manager, or Fulfillment Services Operator roles and users with the Fulfillment Administrator or Leganto Interface Administrator roles.



### Persistent Menu - Recommended Features Icon

When selecting the icon, the Recommended Features menu appears:



### Recommended Features Menu

If you have the Ful Config Utility or Leganto Config Utility privileges, you can enable any of the recommended features directly from this menu. When no recommendations are available for your institution, no items will appear.

To translate the labels to other languages, use the Recommended Feature Names and Recommended Features Descriptions tables.

To enable this feature, set the **recommended\_features** parameter to **true** ([Leganto Configuration menu](#) > [Features](#) > [Leganto Features](#)). When set to **false**, the Recommended Features menu will be hidden.

See [Features Recommendations](#).

---

## Import Labels to Leganto

### March 2021 Leganto

Labels can now be imported into Leganto. For more information, see [Importing Code Table UI Leganto Labels](#) in the Alma release notes.

---

## Add Citation Number of Loans Field to Citations Dimension

### March 2021 Analytics

The **Citation Number of Loans** field was added to the Citations dimension in the Leganto Student Usage and Leganto Instructor Usage Events subject areas. It indicates the number of times the citation was loaned during the course dates.

---

## Help Page Customization

### February 2021 Leganto

You can now define customized help pages for Leganto. To configure this, access the **Help Pages** mapping table at **Configuration Menu > Leganto > Features > Help Pages**. You can specify the customized URL by role and language. You can only assign one language per role.

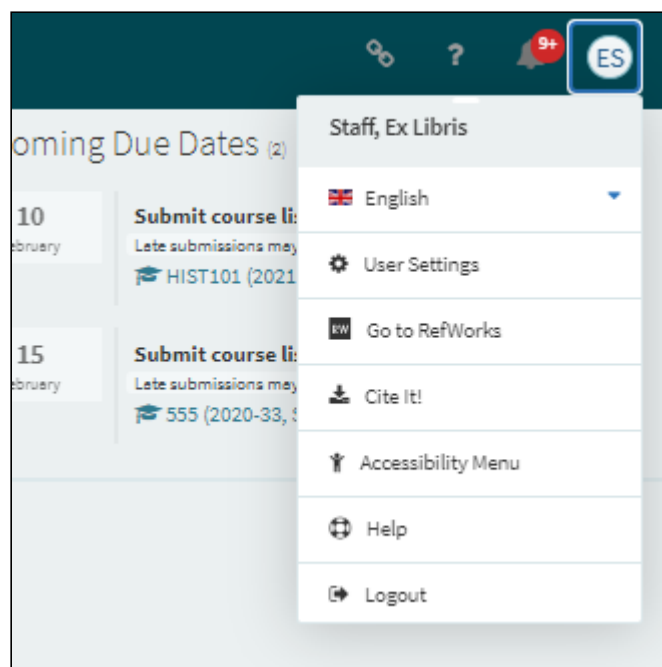


The screenshot shows a 'Mapping Table' interface with a 'Save' button in the top right corner. Below the title bar are 'Import' and 'Add Row' buttons. The table has five columns: Role, Language, URL, Updated By, and Last Updated. One row is visible with the following data:

Role	Language	URL	Updated By	Last Updated	
1	Instructor	en	https://exlibris.libguides.com/Lx	ex_Impl	17/01/2021

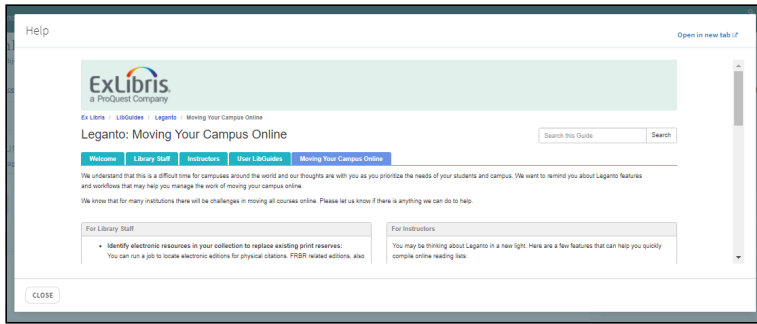
### Help Pages Configuration Page

Once configured, the Help menu in the Leganto interface will bring the user to the defined URL according to the interface language.



### Leganto Help Menu

Librarians and course operators will see the instructor's help page. If the Help Pages table is empty, the default Leganto help pages will be displayed as usual. When help pages are defined in the table and the help menu is clicked for a language that is not configured, the page for the first configured language will be displayed.



## Help Page

### Note

- Not all websites can be embedded in a second website.
- The URL must begin with **https:**.

See [Getting Help and Reviewing Release Notes](#).

## Citation Actions are Now Available from the Citation Full View

### February 2021 Leganto



### Idea Exchange

Citation actions are now available from the full view of a citation, allowing users to take action on citations without having to return to the list view. The action menu options are similar to those available from the reading list view.

The menu options are:

- Copy to my collection
- Send to library
- Mark as done
- Link from the course to here
- **Re-link from the course to here.**
- Create a **shareable** Link
- Export to RefWorks
- Set complete



---

## Update Text Labels for Links

### February 2021 Leganto

The out-of-the-box terms LTI and Permalink were replaced in Leganto since instructors are often unfamiliar with these terms.

The following link texts have changed:

Prior Label	New Label
LTI Direct Access	<b>Link from &lt;LMS name&gt; to here</b> If there is not a known LMS, the text is <b>Link from the course to here.</b>
Relink LTI link here	<b>Re-link from &lt;LMS name&gt; to here</b> If there is not a known LMS, the text is <b>Re-link from the course to here.</b>
Unlink LTI link	<b>Unlink from &lt;LMS name&gt; to here</b> If there is not a known LMS, the text is <b>Unlink from the course to here.</b>
Are you sure you want to relink LTI link to point directly to here?	<b>Re-link from &lt;LMS name&gt; to here</b> If there is not a known LMS, the text is <b>Re-link from the course to here.</b>
Are you sure you want to unlink LTI link?	<b>Unlink from &lt;LMS name&gt; to here</b> If there is not a known LMS, the text is <b>Unlink from the course to here.</b>
Create a permalink to the following	<b>Create a shareable link to the following</b>
Relink your course to link to	<b>Re-link from &lt;LMS name&gt; to here</b> If there is not a known LMS, the text is <b>Re-link from the course to here.</b>

---

## Using Multiple Digital Viewer Services in Leganto

### February 2021 Leganto

You can now use multiple digital viewer services in Leganto.



### Viewer Links

The viewers are configured in **Fulfillment > Viewer Services**.

Active	Service Name	Service Code	Service Description
1	Internet Archive Book Reader	InternetArchiveBookReader	Internet Archive Book Reader
2	Universal Viewer	UniversalViewer	Universal Viewer
3	Alma Viewer	AlmaViewer	Digital Version(s)

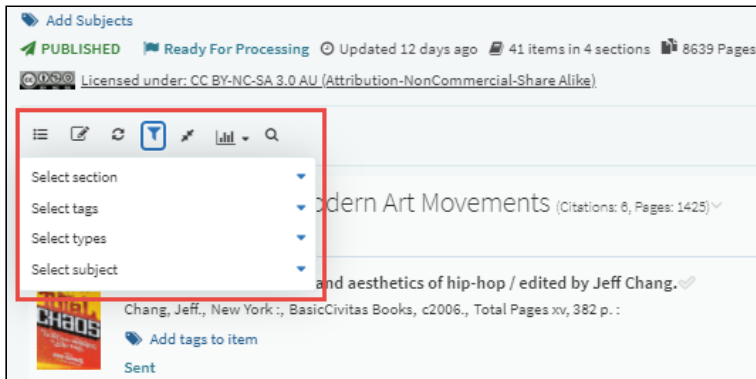
### Viewer Services

For each service, you can define availability rules by selecting **Edit > Service Availability Rules** from the row action menu.

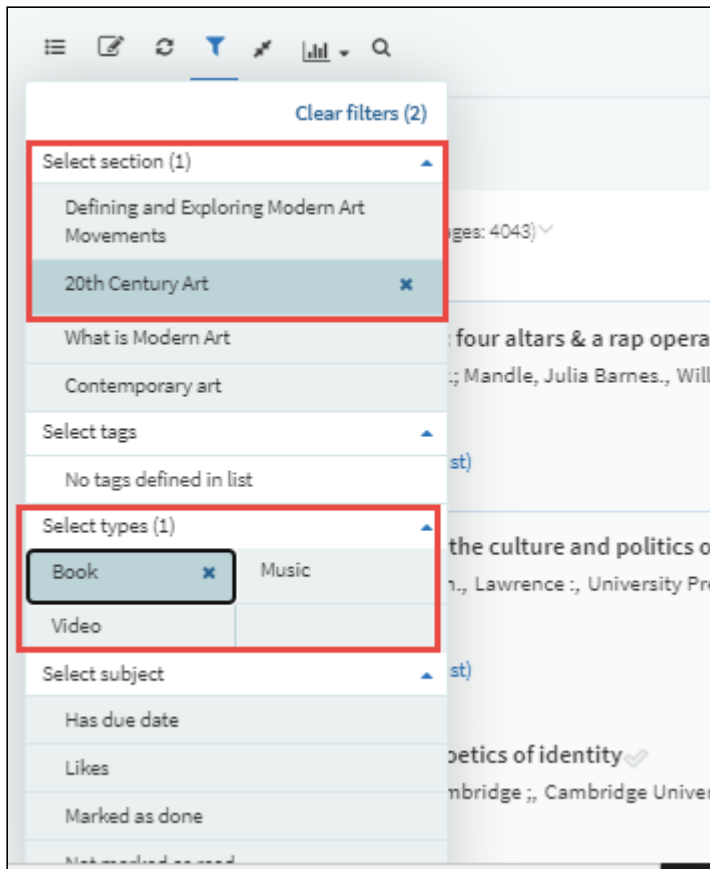
## New Filter Menu in Leganto

### February 2021 Leganto

The Leganto filters have changed from tabbed filters to a drop-down list.



### Drop-down Filters



Drop-down Filters with Values Selected

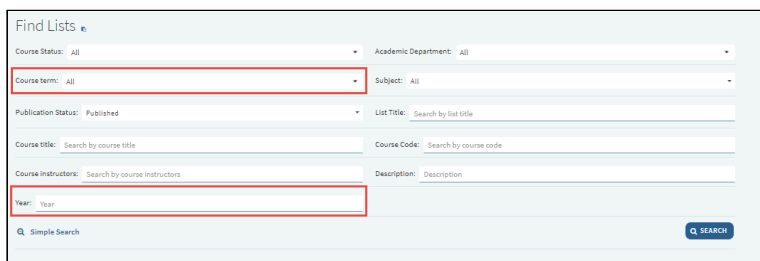
## Find Lists by Course Year and Term

### February 2021 Leganto



#### Idea Exchange SF: 00792693

Course year and course term are now available by default in the advanced search of Find list. You can define defaults in the **Course Term** drop-down list and in the **Year** field. You can edit these options in the Find List Settings table.



#### Find Lists

If the course term is populated, it now appears in the List brief display.



## List Brief Display

See [Configuring Find List Settings](#).

## Enter Public Notes and Dates from the Add/Edit Form

### January 2021 Leganto SF: 00896024

On the Edit Item and Create Item forms, you can now add or edit Public Notes, Due Dates, and the Citation Visibility Dates (Display Citation and Display Materials dates).

The screenshot shows the 'Create citation' form with the following fields and sections:

- Search, Create, Collection, More (Navigation tabs)
- Create citation (Section header)
- Title\* (Text input)
- Author (Text input)
- Type\* (Dropdown menu)
- Source (Text input) with '+ Add source' button
- Public note: (Text area, highlighted with a red box)
- Due Date: (Text input with calendar icon, highlighted with a red box)
- Drag files here to upload them / Or click to browse for a file (File upload area)
- Creative Commons license: None (Dropdown menu)
- Fewer item details ▲ (Expandable section)
- Sticker price: (Text input)
- Display Citation - (Section header)
- From: (Text input with calendar icon) To: (Text input with calendar icon)
- Display Materials - (Section header)
- From: (Text input with calendar icon) To: (Text input with calendar icon)

### Add/Edit Form

On the Citation Full View page, the same fields were moved to a display section at the top of the page. The fields can be edited from the edit menu.

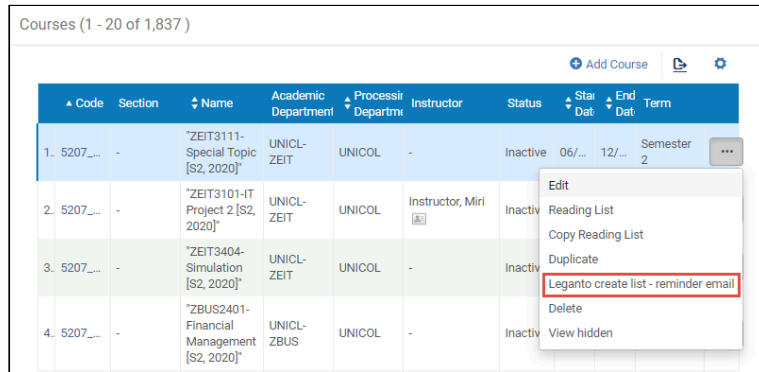
The screenshot shows the Citation Full View page for the book 'Total chaos: the art and aesthetics of hip-hop / edited by Jeff Chang'. The page includes the following information:

- Book cover and title: Total chaos: the art and aesthetics of hip-hop / edited by Jeff Chang. (Due: Jan 10, 2021)
- Author: Jeremy
- LCCN: 2006024180
- ISBN: 9780465090901 (alk. paper)
- OCLC Number: [OCLC]ocm70803369
- Total Pages: xv, 382 p. :
- Publication Date: c2006.
- Additional Person Name: Chang, Jeff
- Place of publication: New York.
- Display Citation: Dec 2, 2020 - Feb 19, 2022
- Display Materials: Nov 30, 2020 - Aug 7, 2021
- Public note: This is a public note
- Add tags to item (button)
- EDIT (button)

## Send Create List Reminder Emails

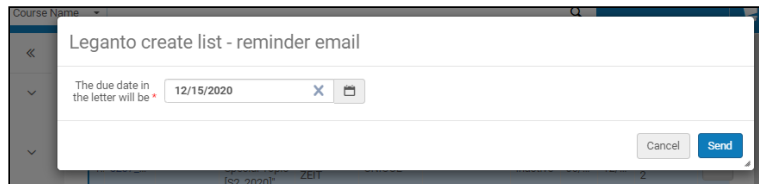
### January 2021 Leganto

You can now create an email to remind instructors to create lists for courses. The email can be launched from the Courses list via the new row action, **Leganto create list - reminder email**.



### Courses List

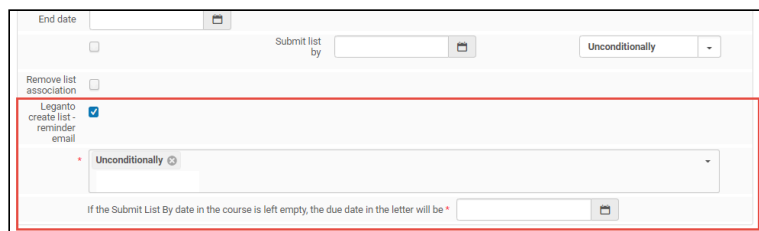
The due date used for the letter is the value saved in the Submit List By field in the course. If the field is empty, when running the letter, a pop-up window will prompt you to enter a Due Date.



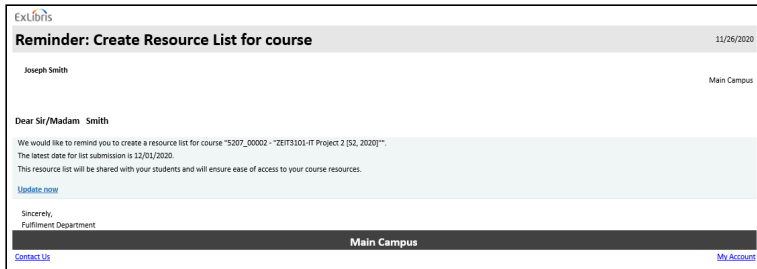
### Email Pop-up Windows

There is also a **Leganto create list - reminder email** option on the Course Bulk Update job. When choosing the option, you can determine the conditions for when to send a reminder, and define a default date. The date chosen will appear on the letter if the Submit List By field does not have a value. The drop-down list for the conditions includes the following options:

- **Unconditionally** - Send the reminder for all courses in the set.
- **If course is not associated with a list** - Send the reminder if the course does not have an associated list.
- **If associated list has no request for review** - Send the reminder if the associated reading list does not have a value in the Request for Review field.



### Course Bulk Update Job Options



## Create Resource List Letter

## Students Can Now Use RefWorks

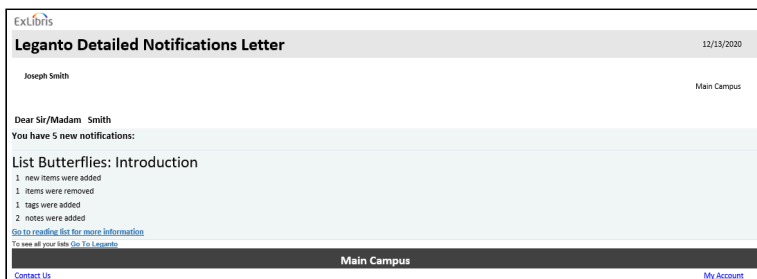
January 2021 Leganto SF: 00892562 00898462

Students can now sign in to RefWorks with their user name and password in order to export citations to RefWorks.

## Leganto Detailed Notification Letter

January 2021 Leganto SF: 00818289 00871110

The new Leganto Detailed Notifications Letter replaces the previous Leganto Notifications Letter. Both the old and new letters email instructors with an informative document that includes a link to Leganto when there are notifications waiting for them, and a list of the notifications. The new letter aggregates the notifications per list into a single letter and can be configured. Additionally, the new letter adds the course code and searchable ID to the XML of the letter. The new letter is disabled by default. The Leganto Notifications Letter is deprecated and will be removed for the May 2021 release. At that point, if you had the old letter enabled, the new letter will be automatically enabled. During this transition period, we recommend that you customize the new notifications letter.



## Leganto Detailed Notifications Letter

See [Configuring Alma Letters](#).

## Change Completed Citations' Status Upon Metadata Change

January 2021 Leganto



### NERS Enhancement (ID #6444)

You can now configure Leganto to change the status of a completed citation when the citation metadata is edited by an instructor in Leganto. To enable this feature set the customer parameter, **revert\_completed\_citation\_status\_by\_metadata\_change**, (**Leganto > List Management > Course Reserves Automatic Statuses**), to the desired status. Optional statuses can be **BeingPrepared**, **Complete**, **Declined**, **Inactive**, **InProcess**, **ReadyForProcessing**, or a code from the Additional Reading List Citation Status table. The

parameter is blank and disabled by default.

---

## Allow Multiple Rollovers

### December 2021 Fulfillment - Course Reserves



#### NERS Enhancement (ID #7334)

Alma now enables the institution to run the rollover job multiple times without fear of unintentionally duplicating reading lists that have already been rolled over. The Course Loader integration profile ([Configuration Menu > General > External Systems > Integration Profiles](#)) now includes an **On rollover copy only lists created before** field. By default, the calendar field is empty. Institutions that run the rollover job more than once per term can enter the date of the previous rollover to ensure that reading lists that were previously rolled over will not be rolled over again.

The screenshot shows a configuration form with the following elements:

- A checkbox labeled "On rollover copy instructor note" which is unchecked.
- A text input field labeled "On rollover copy list created before" with a calendar icon on the right.
- A dropdown menu labeled "On rollover" with "Overwrite course instructors" selected.

#### Course Loader - Allow Multiple Rollovers

The job checks if the reading list associated with the **COURSE\_CODE** was created before the date defined in the field. If the reading list was created prior to the defined date, the reading list associated with the **OLD\_COURSE\_CODE** is rolled over to the course defined in **COURSE\_CODE**. Otherwise, the reading list is not rolled over.

For more information, see [Configuring Course Loading](#).

---

## Copyright Issue Supports Alpha Characters

### November 2021 Fulfillment - Course Reserves SF: 00939891

Previously, the journal/article **Issue** field ([Fulfillment > Course Reserves > Citations > Edit](#)) only supported numbers. Leganto now also supports alpha characters for the journal/article **Issue** field.

The field is not case sensitive, but the characters need to match exactly for the copyright engine to identify a match against previous records. For example:

- March-April is the same as March-april
- March April is not the same as March-April
- March is not the same as Mar

The screenshot shows the "Copyright Attributes" form with the following fields:

- Copyright Status:** Not Determined (dropdown)
- Volume:** (text input)
- Number of Students:** (text input)
- Number of Copies for Staff:** (text input)
- Required Chapters:** (text input)
- Required Pages:** From (text input) To (text input)
- Total Required Pages:** (text input)
- Copyright Auditing Required:**  (checkbox)
- Issue:** (text input, highlighted with a red box)
- Number of Copies for Students:** (text input)
- Resource Total Pages:** (text input)
- Total Chapters Count:** (text input)

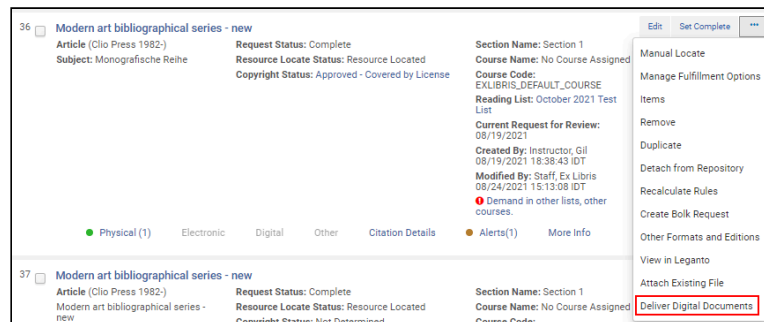
#### Journal/Article Issue

For more information, see [Copyright Management](#).

# Streamlined Digitization Workflow for Course Materials

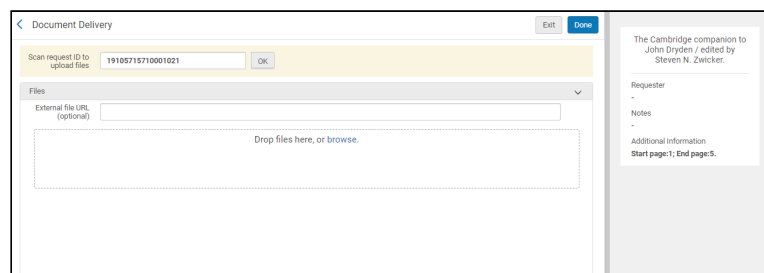
## October 2021 Fulfillment - Course Reserves

For Libraries using Alma's digitization workflow for course materials, it is now possible to complete the digitization request from the citation. Alma now includes a **Deliver Digital Document** task to easily finalize the digitization workflow for the item.



### Deliver Digital Documents Action

If the copyright status of a citation is approved, or the copyright workflow is configured to happen in parallel to the digitization workflow, upon selecting **Deliver Digital Documents**, you are prompted to upload the digital file. After uploading and selecting **Done**, the attachment is added to the citation and the request is marked as complete.



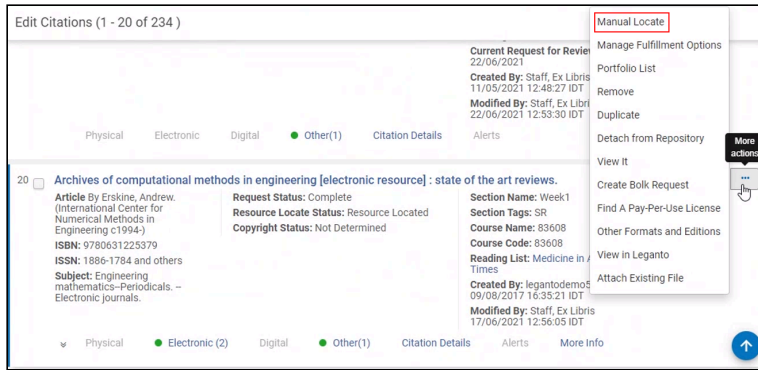
### Upload Document

For more information, see [Delivering Digitized Items](#).

# Attach Citations Manually to a Specific Bibliographic Record

## August 2021 Fulfillment - Course Reserves

You can now manually attach a citation to a specific bibliographic record. Use the **Manual Locate** action to manually select or change which record the citation is attached to.



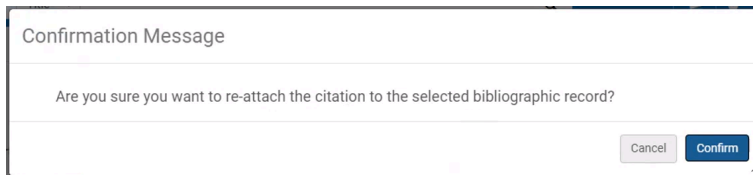
## Manual Locate

### Note

The **Manual Locate** action is always available, regardless of if a citation is located.

Search for the bibliographic record you want to attach the citation to, then select the relevant bibliographic record from the search results.

If the citation selected is already associated with an MMS ID, the following confirmation message appears:



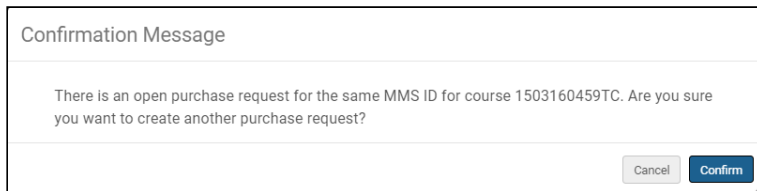
### Manual Locate — Confirmation Message

If you select Confirm, the citation is detached from its current MMS ID and attached to the new MMS ID.

## Alert for Duplicate Purchase Orders

### August 2021 Fulfillment - Course Reserves

You now see an alert before submitting a duplicate purchase request from a citation. When selecting **Citation > Purchase Request**, if an unapproved purchase request already exists with the same MMS ID, the following message appears:



### Duplicate Purchase Request — Confirmation Message

Upon selecting Confirm, the purchase request form opens.

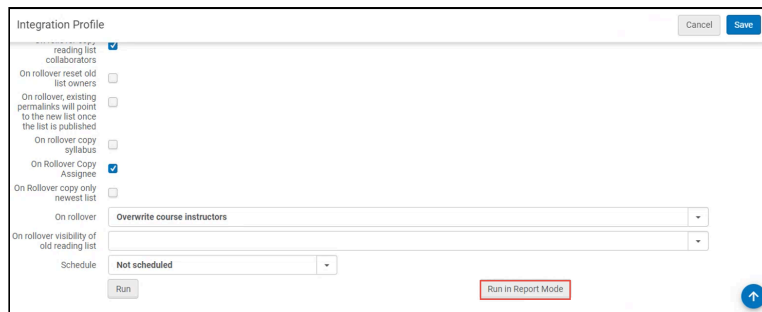
Upon selecting Cancel, you are returned to the previous screen.

---

## Run Course Loader in Report Mode

### July 2021 Fulfillment - Course Reserves

You can now run the Course Loader (**Configuration > General > External Systems > Integration Profiles**) in Report Mode by selecting **Run in Report Mode** from the **Actions** tab. The report mode creates a report as if the Course Loader had run, detailing the records that would have been processed and a list of anticipated issues, warnings, or errors. This report enables the library to clean up the file as needed before running the job, to ensure the Course Loader runs successfully.



The screenshot shows the 'Integration Profile' configuration page. It includes various checkboxes for settings like 'reading list collaborators', 'On rollover reset old list courses', 'On rollover, existing permalinks will point to the new list once the list is published', 'On rollover copy syllabus', 'On Rollover Copy Assignee', 'On Rollover copy only newest list', 'On rollover', 'On rollover visibility of old reading list', and 'Schedule'. A dropdown menu for 'Override course instructors' is also visible. At the bottom right, the 'Run in Report Mode' button is highlighted with a red box.

#### Leganto Course Loader Actions

---

## Update Citation Type in Bulk

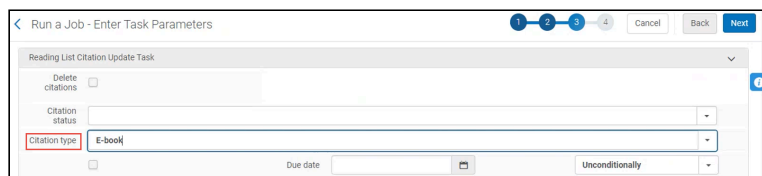
### July 2021 Fulfillment - Course Reserves

Alma now includes the option to update the citation type using the **Reading List Citation Update task (Admin > Run a Job)**. Note the following exceptions

- book chapter, article, and electronic article cannot be updated in bulk as they require an additional title
- citations associated with a copyright request or license type-CLA cannot be updated in bulk

Updating the type using the Reading List Citation Update task will not trigger a resource locate or change in the citation status.

For more information, see [Running Manual Jobs on Defined Sets](#).



The screenshot shows the 'Run a Job - Enter Task Parameters' dialog box. It includes a 'Delete citations' checkbox, a 'Citation status' dropdown menu, a 'Citation type' dropdown menu (highlighted with a red box), a 'Due date' field, and an 'Unconditionally' dropdown menu. The 'Citation type' is currently set to 'E-book'.

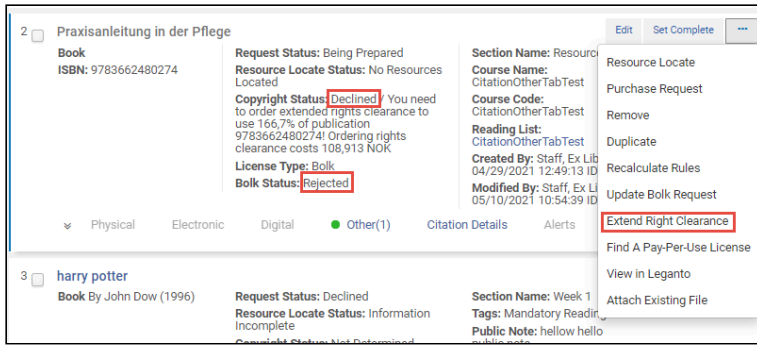
#### Citation type

---

## Bolk Copyright Service: Extend Right Clearance

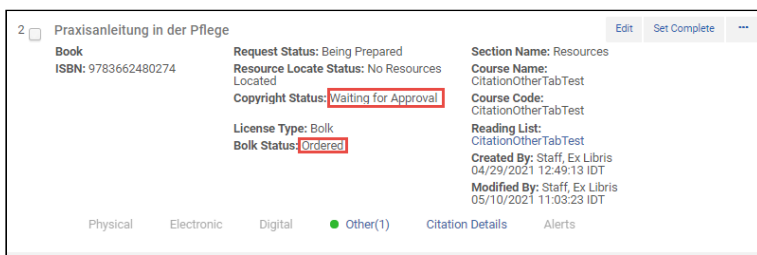
### June 2021 Fulfillment - Course Reserves

For Norwegian customers, Leganto now supports the ability to request Extended Right Clearance from Bolk. When an Extended Right Clearance is required, the Copyright Status updates to **Declined** and the Bolk Status updates to **Rejected**.



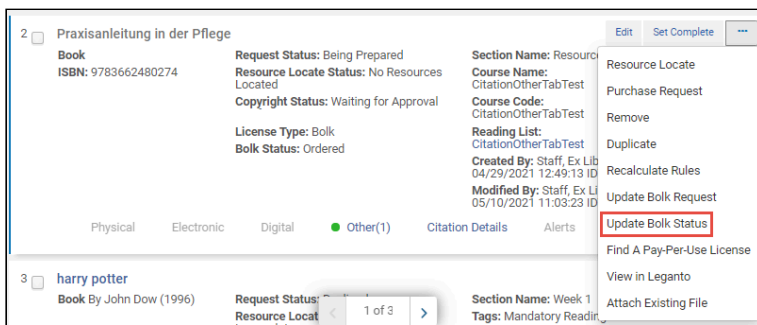
### Extend Right Clearance status

Use the **Extend Right Clearance** action to submit your request to Bolk. The Copyright Status updates to **Waiting for Approval** and the Bolk Status updates to **Ordered**.



### Bolk status

Use the **Update Bolk Status** action from the citation menu to track your Bolk status. Currently, tracking your status is a manual process, but this will be replaced in the next release with an automatic daily job to update the status.



### Update Bolk Status

When the Bolk status changes to **Approved**, the user sees a price per page and required fee in order to make the material available to students. The Copyright Status at this stage maintains the status of **Waiting for Approval**.

Two new actions display in the citation menu:

- **Accept Bolk Right Clearance** — you agree to the terms of use. The material will be available for students. The Copyright Status updates to **Approved**.
- **Reject Bolk Right Clearance** — you do not agree to terms of use. The Copyright Status updates to **Declined** and the material will not be available for students. You can then update the Bolk request.

1 9783662480274  
**Book**  
 ISBN: 9783662480274

**Request Status:** Being Prepared  
**Resource Locate Status:** No Resources Located  
**Copyright Status:** Waiting for Approval  
**License Type:** Bolk  
**Bolk Status:** Approved / Price per page: 0.588, Fee: 108.913

**Section Name:** bolk  
**Course Name:** GOX2201  
**Course Code:** GOX2201  
**Reading List:** BOLK(2)  
**Created By:** ex libris, implementor  
 04/14/2021 12:48:30 IDT  
**Modified By:** ex libris, implementor  
 04/14/2021 14:02:43 IDT

Alerts: Bolk Right Clearance Approved

Date	Type	Reporter	Details	Remove
04/14/2021 14:02:29 IDT	Bolk Right Clearance Approved	ex_libri		

Accept Bolk Right Clearance  
 Reject Bolk Right Clearance

## Bolk Right Clearance

In order to better follow Bolk Right Clearance requests, two new alerts were added to the citation:

- Bolk Right Clearance Approved
- Bolk Right Clearance Rejected

These alerts were also added to the user task list:

Tasks

Collapse all ^

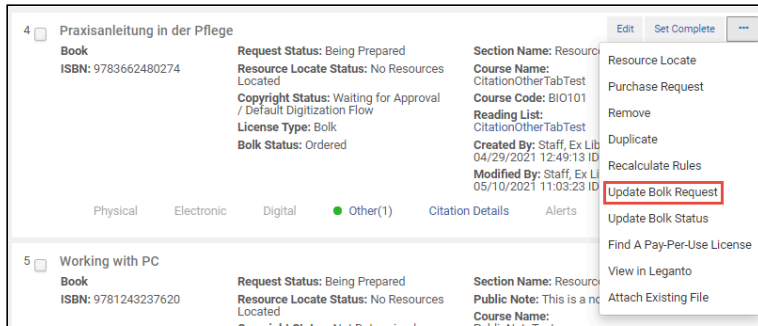
^ Citations	58
Bolk Right Clearance Approved	1
Bolk Right Clearance Rejected	1
Citation has a New File	6
Assigned to me - have new notes	2
Being prepared	38
Copyright waiting for approval	10
^ Import Issues	1
Import match issues	1
^ Order Lines	12

## User tasks

You now have the option to [update excerpt requests](#), respond to [limitations](#) on additional requests, and [lock curriculums](#). See [Integrating with Bolk](#) for more information.

## Bolk Copyright Service: Update Excerpt Requests

After a request is submitted, you now have the option to update a Bolk request as long as the course is not locked.



## Update Bolk Request

When selecting **Update Bolk Request**, a dialog box displays to enter the required page range.

 A dialog box titled 'Create Bolk Request'. It contains the text 'Please enter the page range that requires Bolk approval'. There are two rows of input fields. The first row has 'From' followed by a text box containing '1' and 'To' followed by a text box containing '40'. The second row has empty 'From' and 'To' text boxes. At the bottom right, there are 'Confirm' and 'Cancel' buttons.

## Bolk request

Selecting this action opens a window to enter your required page range. The default page ranges are pre-populated according to the page ranges required by the instructor.

## Bolk Copyright Service: Limitations

When a second request is submitted containing the same ISBN as a previous request, the initial request is resubmitted to Bolk as well. Upon submitting a second request, a dialog box displays informing you that an approved request already exists:

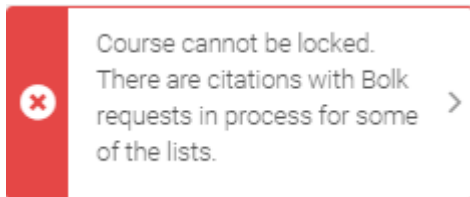
 A dialog box titled 'Confirmation Message'. It contains the text: 'An approved Bolk copyright already exists for this ISBN in this course. On confirm, all existing requests will be submitted to Bolk for recalculation.' At the bottom right, there are 'Cancel' and 'Confirm' buttons.

## Confirmation Message

Upon selecting **Confirm**, you are prompted to enter the pages you are requesting and reconfirm that all requests related to this ISBN are resubmitted.

## Bolk Copyright Service: Curriculum Locking

Upon selecting **Lock Bolk request** from a course, Leganto checks whether there are any outstanding requests still awaiting processing. If there are any outstanding requests, the following message is displayed:



### Locked message

## Enable Adding a Course to a List with an Approved Copyright in Alma

### March 2021 Fulfillment - Course Reserves SF: 00895060 00895525

You can now add or remove courses from reading lists with citations that have an approved copyright. The recalculation will be done overnight.

The process of adding or removing courses from reading lists can be done individually or in bulk from the **Reading Lists Task List**. (See [Adding and Removing Courses from a Reading List](#)). When doing so, if a copyright on the list is already approved, it will be recalculated.

### Note

- You cannot remove an association in bulk if a copyright on the list is approved.
- To remove a course from the list, there must be another course already attached to the list.

An overnight job will run to recalculate the copyright on any lists in which the course association was changed during that day. The job report can be seen via the scheduled job.

If a copyright's start date is in the past when the recalculation is done, the **Date Available To** of the existing copyright will be changed to the date of the course association, and a new copyright request created. If the end date on the request has already been reached, no additional action is taken. If the start date has not yet arrived, the date of the course is added to the copyright. If there are two or more courses, the earliest start date and the latest end date of all the courses will be used.

If the recalculation causes the copyright status to change to **Not Approved**, the citation status will change to **Ready for Processing**. If the copyright is approved, the citation status is taken from the `citation_copyright_approved` parameter.

If the copyright status was previously approved and it changes to **Not Approved**, an **Approved copyright changed** alert is added to the citation.

The screenshot shows the Alma interface for a citation. At the top, there are filters for Citation Status (All), Resource Locate (All), Material Type (All), Tags (All), and Copyright Status (All). Below the filters, the citation details for 'Acta historiae artium Academiae Scientiarum Hungaricae' are displayed. The citation includes the MMS ID (99121740000121), Article title (Akadémiai Kiadó 1953.), ISSN (0001-5830), and Subject (Art-Periodicals). The Request Status is 'Ready For Processing', Resource Locate Status is 'Information Incomplete', and Copyright Status is 'Waiting for Approval / Default Digitization Flow'. The Section Name is 'Section 2', Created By is 'Instructor, GI 02/02/2021 19:35:53 IST', and Modified By is 'System 02/11/2021 09:21:25 IST'. Below the citation details, there is a table with columns for Date, Type, Reporter, and Details. The table contains one row: Date: 02/11/2021 09:21:25 IST, Type: Approved copyright changed, Reporter: job id: 260398920000121, Details: --. A 'Remove' button is visible next to the row.

### Copyright Alert

This does not apply to lists with a **License Type** of Bolk, CLA, or CCC.

# Option to Attach Files to Citations Automatically as Part of the Digitization Workflow

## March 2021 Fulfillment - Course Reserves

Alma will now attempt to automatically add the file to the citation at the completion of the digitization workflow, in addition to the existing notification email that is sent to the library staff that manages the list.

The handling of the file(s) is as follows:

If the citation has no file and only one file was digitized:

- The digitized file is added to the citation associated with the request.
- The existing email is sent with a notification that the digitized file was added to the citation.

If citation has no file and multiple files were digitized:

- The digitized files are not attached to the citation.
- The existing email is sent with a notification that the digitized files were not added to the citation because the digitization request contains multiple files.

If citation has already a file:

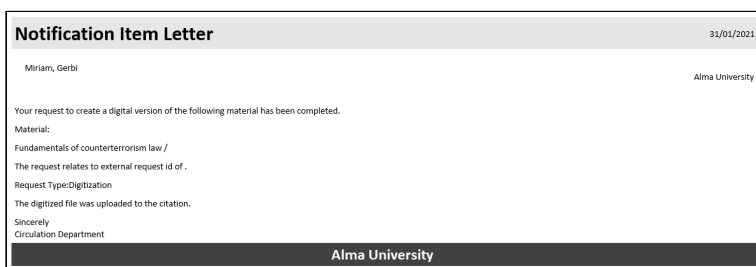
- The digitized file is not attached to the citation.
- The existing email is sent with a notification that the digitized file was not added to the citation because the citation has an existing file.

If file could not be uploaded (in instances such as a communications error):

- An email is sent with a notification that the file was not added to the citation due to a general error.

The citations can be tracked using the following facets:

- Citation Digitization Request Completed
- Citation has a new file



### Notification Item Letter

The **Ful Digitization Notification Item Letter** contains the following new fields:

File_not_uploaded_file_exists	The digitized file was not uploaded because another file is already attached to the citation.
File_uploaded	The digitized file was uploaded to the citation.

File_not_uploaded_multiple_files	Because the digitization request contains multiple files, they could not be automatically uploaded to the citation.
File_not_uploaded_general_error	Due to a general error, the file could not be uploaded to the citation.

For more information about the letter, see [Configuring Alma Letters](#).

## Recalculate Copyrights of Multiple Citations (Job)

### February 2021 Fulfillment - Course Reserves SF: 00889528

You can now recalculate the copyright rules in bulk for a set of citations. To do so, select the **Bulk Citation Copyright Recalculate** job from **Fulfillment > Advanced Tools**. The job will not recalculate the following types of citations:

- Citations that are not associated with a copyright request.
- Citations that have a copyright request in the past (the copyright has ended).
- Citations that have a **License Type** of **Bolk**, **CLA** or **CCC**.

Job Id	Status	Creator	Time Started	Time Ended	Entries Finished
254561560000121	Completed Successfully	ex_lmpl	31/12/2020 10:46:06 IST	31/12/2020 10:46:07 IST	9
254561370000121	Completed Successfully	ex_lmpl	31/12/2020 10:40:05 IST	31/12/2020 10:40:06 IST	1

### Bulk Citation Copyright Recalculate Job

See [Recalculating Citation Copyrights in Bulk](#).

## Automatically Calculate Total Chapter Count

### January 2021 Fulfillment - Course Reserves

In the **Copyright Attributes** tab of a Reading List Citation, the **Total Chapters Count** is now automatically calculated from the **Required Chapters** field. The calculation is performed only if **Required Chapters** contains numbers, Roman numerals, '-' or ';'. You can override the automatically calculated value by typing over the number.

## DCS Create Courses

### January 2021 Fulfillment - Course Reserves SF: 00842179

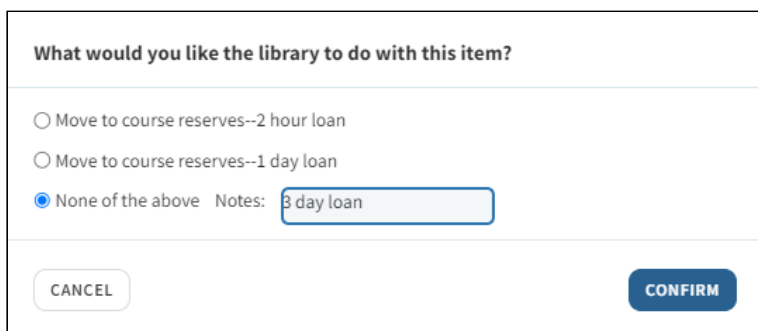
The UK CLA Digital Content Store (DCS) now includes support for adding courses. If a copyright request is created in Alma/Leganto and the course does not exist in DCS, then the course is automatically created in DCS using the Submit Course API.

See [Integrating with the UK's Digital Content Store \(DCS\)](#).

## Additional Enhancements

- **December 2021 Leganto SF: 05307530**

To improve the usability of the Questions and Answers feature, when adding an answer to a free text option, the free text radio button is now automatically selected so that the user no longer has to remember to manually select that answer option.



### Selected answer

- **December 2021 Leganto**

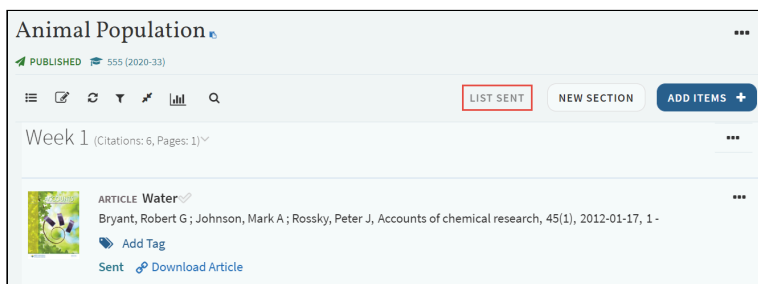


### Idea Exchange

Leganto can be configured to create course records in situations where the instructor selects the LTI link to Leganto and the course does not already exist in Alma. See [Configuring Whether Instructors Can Create or Modify Courses](#) for more information. Now, you also have the option to include the course start and end dates in the course record that is created, based on data from the learning management system (LMS). To configure, you must update the custom parameters on the external tool in your LMS. For more information, see the instructions for setting up the LTI integration for your LMS on the [Developer Network](#). Both LTI 1.1 and 1.3 support this new feature.

- **December 2021 Leganto SF: 00895759 00959927**

For all roles, when a user selects **LIBRARY REVIEW** to send a reading list to the library, the text of the button changes to **LIST SENT**. The **LIST SENT** button is now disabled until there is a change to the list. When there is a change to the list, the button changes to **LIBRARY REVIEW** and becomes active. Previously, librarians experienced different behavior from instructors.



### Disabled LIST SENT

For more information, see [Sending a Reading List to the Library for Fulfillment](#).

- **December 2021 Leganto**



## Idea Exchange

When rolling over a course, Leganto now enables you to **Copy** or **Reset** (**Configuration Menu > Leganto > List Management > Instructor Rollover Operations**) an:

- internal library note
- instructor note

The default for the options is **Reset** and they are both disabled.

For more information, see [Configuring Course Loading](#).

### • December 2021 Analytics

The **LTI Version** field was added to **Leganto Student Usage > Student Usage**.

### • November 2021 Leganto

The Alma **Customer Parameters > system\_date\_format** is now used to format all dates that appear in Leganto, such as **Due Date** and **Display Citation Date**. For example, if the **parameter value** of **system\_date\_format** is set to `dd/MM/yyyy`, all Leganto dates appear according to this formatting (29/09/2021).

#### Note

This parameter is configured during implementation. If you need to change it, please open a support ticket.

### • November 2021 Leganto

When **An annotation was added to an item** (**Configuration > Leganto > Features > Notifications - instructors/students**) is enabled, if an annotation is added to a citation, all users associated with a list receive notification that an annotation was added to an item.

20 Oct 2 hours ago	An annotation was added to an item In list: <a href="#">Biology</a> , in citation: <a href="#">Biology.part.1</a> Instructor, Gil added an annotation
--------------------------	---

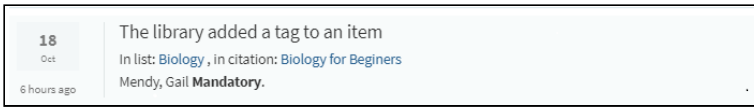
#### Annotation Notification in Leganto

### • November 2021 Leganto

Following the addition of the **Library-External** tag type in the October release, Instructors can now receive notifications when **Library-External** tags are added or removed if

- The library added a tag to an item
- The library removed a tag from an item
- The library added a tag to a section
- The library removed a tag from a section

are enabled in **Configuration > Leganto > Features > Notifications - instructors**. These notification types are disabled by default. Notifications are also be sent via email when the **Leganto Detailed Notifications Email Letter** **General > Letter > Letters Configuration** (default disabled) is configured.



#### Notification in Leganto

For more information, see [Configuring Notifications](#).

- **November 2021 Leganto**

Following the addition of **Additional Title** and **Additional Author** to the Citation Field Mapping table (**Configuration > Leganto > Citation Field Mapping**) in the October release, **additional\_title** and **additional\_author** are now supported in the API and Drooms.

For more information, see [Mapping Bibliographic Record Fields to Citation Fields](#).

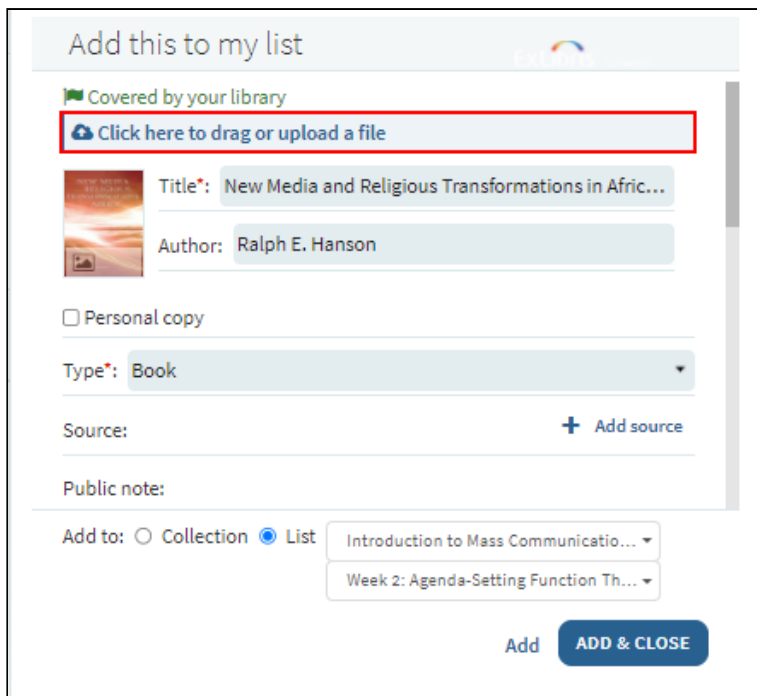
- **November 2021 Leganto**

Leganto now enables you to customize the label for the Rialto search scope, which is relevant for institutions that have enabled the Rialto scope in Leganto. Customize the label in **Leganto > General > Labels > rialto.search.name**.

For more information, see [Enabling the Rialto Search Scope](#).

- **November 2021 Leganto**

Leganto no longer includes the option to upload a file from the Citelt! window. Users can still upload a file when editing a citation.



#### Citelt! Upload file option, removed in the November release

- **November 2021 Leganto**

For Norwegian customers, instructors can now make Bolk requests in Leganto when the parameter **instructor\_bolk\_request** (**Bolk Settings**) is set to true (default is false). When set to true, a **Create Bolk request** link appears in the **Requests** section.



**Bolk request**

Bolk requests are not available in the following scenarios, and a message appears in the **Requests** section explaining why **Create Bolk request** is not available:

- When there is no course — A Bolk request cannot be created because the list has not been associated with a course.
- When there are multiple courses — A Bolk request cannot be created because the list is associated with more than one course.
- When there is no ISBN — A Bolk request cannot be created because the citation doesn't have an ISBN. Please edit the citation and add an ISBN in the ISBN field.
- When there is no feide\_id for the user — A Bolk request cannot be created because there is no Feide ID registered in Bolk for your user. Please contact your administrator.
- When the course is locked — A Bolk request cannot be created because the course is locked in Bolk.



**Bolk request not available**

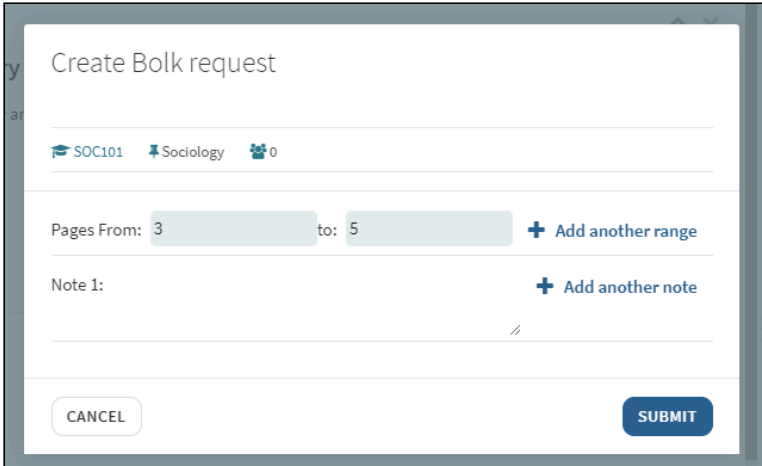
Upon selecting Create Bolk request form displays. If specified in the citation, the fields auto-populate with the page range from the citation.

---

**Note**

**Pages From/To** are mandatory fields.

---



**Bolk request form**

After submitting the request, one of the following statuses appear:

- Approved
- Rejected
- Ordered
- In Progress

## Note

You always have the option to **Edit** a request. Once edited, a new request is created.

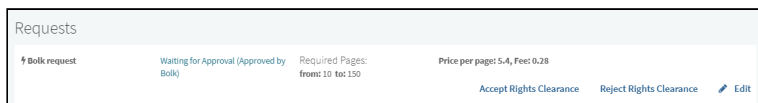
If a request is rejected, an **Extend Rights Clearance** button appears with the price per page information. When selected, the request is submitted to Bolk for processing.



## Extend Rights Clearance

When approved by Bolk, instructors can:

- Accept Rights Clearance
- Reject Rights Clearance



## Bolk request approved

If the instructor approves the extend rights clearance conditions, the file will be available to students. If the instructor rejects the extend rights clearance conditions, the file will not be available for students.

If a request already exists for an ISBN, the following message appears:

*An approved Bolk copyright already exists for this publication in this course. On confirm, all existing requests will be submitted to Bolk for recalculation.*

## Cancel/Continue

Instructors receive notifications when **Bolk Right Clearance Approved/Bolk Right Clearance Rejected** are enabled in **Leganto > Features > Notifications – Instructor** (default disabled).



## Example notification

To receive letter notifications, configure the **Leganto Detailed Notifications Email Letter** in **General > Letter > Letters Configuration** (default is disabled).

For more information, see [Integrating with Bolk](#).

- **November 2021 Leganto**

The LTI relink toast text for a citation was changed to **Item re-linking was completed successfully**.

The LTI relink toast text for a section was changed to **Section re-linking was completed successfully**

The LTI relink toast text for a list was changed to **List re-linking was completed successfully**

- **November 2021 Leganto**

Ex Libris Primo and Ex Libris Esploro were added to the supported sites in the Citelt! configuration screen. While other websites are linkable from the list of supported sites, Ex Libris Primo and Ex Libris Esploro are not linkable.

- **November 2021 Analytics**

Irregularities across several subject areas, including typographical errors, inconsistencies between common fields, and missing fields were corrected.

- **October 2021 Leganto**

Leganto now enables you to configure that a question appears when there is an exact match on the inventory type criteria. Previously, the questions appeared if any of the inventory criteria were met.

To configure that an exact match on the inventory type is required, place the criteria in quotation marks (**Configuration > Leganto > List Management > Item Request Question**).

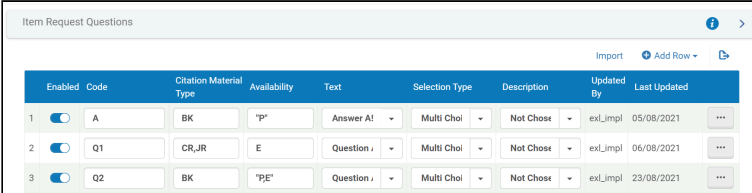
Examples:

If you enter P,D,E in the **Availability** field, the question appears if the inventory type is any of the three types.

If you enter "P,E", in the **Availability** field, the question only appears if the inventory is both print and electronic.

If you enter P in the **Availability** field, the question appears if the citation has print inventory, regardless of any other inventory types (could also include electronic or digital).

If you enter "P", in the **Availability** field, the question appears if the inventory is only print (no electronic or digital).



Enabled	Code	Citation Material Type	Availability	Text	Selection Type	Description	Updated By	Last Updated
<input checked="" type="checkbox"/>	A	BK	"P"	Answer At	Multi Choi	Not Chose	ex_limpl	05/08/2021
<input checked="" type="checkbox"/>	Q1	CR_JR	E	Question	Multi Choi	Not Chose	ex_limpl	06/08/2021
<input checked="" type="checkbox"/>	Q2	BK	"PE"	Question	Multi Choi	Not Chose	ex_limpl	23/08/2021

### Questions Mapping Table

For more information, see [Configuring Leganto Questions](#).

- **October 2021 Leganto**

Leganto now includes a new tag called **Library-External** (**Fulfillment > Citations > Edit > Tags**). When configured, instructors can view these tags, but they cannot add or remove them.

---

### Note

The option to send notifications when these tags are added or removed will be added in a future release.

---

- **October 2021 Leganto SF: 00980463**

Leganto now includes a flag to enable digitization requests for electronic resources. The flag is in **Fulfillment Configuration > Copyright Management > Leganto Copyright Settings**. Change the parameter **instructor\_digitization\_electronic** to true to enable the option for instructors to request digitization when there is electronic inventory available. The default is false.

- **October 2021 Leganto**

Previously, the main **Title** field was not included in the **Configuration > Leganto > Citation Field Mapping** list since it is a mandatory field and cannot be deleted. This field is now available in the field mapping table so that you can change the order in which the field appears. If you try to delete the **Title**, an error message appears. **Additional Title** and **Additional Author** were also added as options in the **Citation Field Mapping**. By default, these options are not selected for any type. This addition also applies to Primo Mapping and Brief Citation Format.

For more information about Primo Mapping, see [Field Mapping from Primo PNX to Leganto Citations](#).

For more information about Brief Citation Format, see [Configuring Citation Information Appearing in Citation Lists](#).

Additionally, the labels are translatable.

The ability to add Alma citations via an API and to define fields using Drools will be included in the November release.

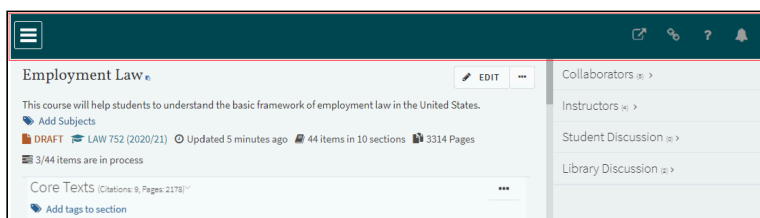
For more information, see [Editing Citation Field Mapping](#).

- **October 2021 Leganto**

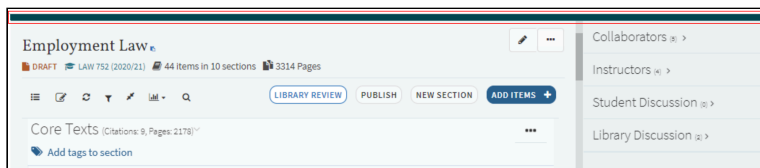
Leganto now includes an **Initial Request for Review** field which tracks the first time a list was sent to a library for review. Additionally, the **Request for Review Date** field was renamed **Current Request for Review**, and it displays the most recent date a list was sent for review. Both dates are reset when the list is copied, duplicated, or rolled over.

- **October 2021 Leganto**

When a user scrolls down in Leganto, the top panel is now hidden, providing more space on the screen for the reading list. The top panel reappears when scrolling back to the top.



### Header



### No Header

- **October 2021 Leganto SF: 00949489**

Leganto now offers a configuration option to hide the collaborator's user group in the **Invite new collaborators** dropdown list. By default, the parameter **suppress\_user\_group** in **Configuration > Leganto > General > Settings** is set to false. When set to true, the user group does not display.

### Manage collaborators

Existing collaborators:

- EI Instructor, Eli
- GI Instructor, Gil
- ES Staff, Ex Libris

Can manage list ▾ ×

---

Invite new collaborators

st

- Staff, Ex Libris - Staff
- Stohn, Christine - Alumni

SEND INVITATION

### Collaborator User Group

- **October 2021 Leganto**

When an Alma Digital item is not available because the number of concurrent users has reached the limit, the brief view of the citation now displays **Join the waitlist** instead of **View online**. When selecting **Join the waitlist** for the resource, users can join the queue for the resource and will receive a notification when the item becomes viewable.

book **Animal migration** ✓  
 Mebane, Jeanie, Capstone Press, 2013  
*Note: Read chapter 3 before class.*  
 Add Tag  
 Complete [View online](#) 👤 10

### No Waitlist

book **Animal migration** ✓  
 Mebane, Jeanie, Capstone Press, 2013  
*Note: Read chapter 3 before class.*  
 Add Tag  
[Join the waitlist](#)

### Waitlist

Animal Population > Week 1

**Animal migration** ✓

Title: Animal migration  
 Author: Mebane, Jeanie  
 ISBN: 1-62065-256-0  
 Publication Date: 2013  
 Publisher: Capstone Press  
 More details ▾  
 Add Tag

Links & Availability

[View online](#) View - Digital Version(s) Mark as broken

ⓘ This resource is available for one student at a time. Please join the waitlist.

### Waitlist Full Display

This feature is only relevant for libraries using Alma Digital. To configure this feature select **Configuration > Fulfillment > Access Rights**. For more information, see [Configuring a Patron Waitlist](#).

- **October 2021 Leganto SF: 00905804**

Users with the **Course Reserves Viewer** role can now view restricted lists in Leganto, specifically, lists with the publication status **Course Students**. Additionally, **Course Reserves Viewers** can now use the action **View in Leganto** in the citation menu in Alma.

- **October 2021 Leganto**

Previously, when using Cite It! if the type was not recognized, the type **Other** was assigned. Now instead of **Other**, the type **Website** is assigned.

- **October 2021 Leganto SF: 00931322**

Cite It! now supports the following sites:

- Filmdiy
- Westlaw UK
- Amazon.jp

- **October 2021 Leganto SF: 00867046 00873213 00954226**

The **Course enrollment** job now includes more information. For each event, the report now specifies which line a request is added to and specifies which line contains an error using the following details for additions:

- File Name
- Row Number
- Course Code
- Course Name
- Student (username is included in Student)

And the following details for errors:

- File Name
- Row Number
- ERROR

- **October 2021 Leganto**

LTI normalization now supports replace all. From **Configuration > Leganto > LTI > Field Normalization**, in the **Normalization Method** field, select `Replace all`.

For example, you can replace any digit with the string `NUM`:

**Input Value** = `CC_1_AA_2`

**Normalized** = `CC_NUM_AA_NUM`

✕

Field Type

Course Code
▼

Regular Expression

\d

Normalization Method

Replace all
▼

Replace With

LTI Profile

All
▼

Add Row

#### Field Normalization

For more information, see [Configuring LTI Profile Normalization Rules](#).

- **October 2021 Leganto SF: 00856419**

Previously, instructors only received the **Owner Subscription Letter** when they were manually added to a course. Now, when adding an instructor to a course via the API, if **auto\_set\_instructors\_as\_owners** ([Configuration > Leganto > List Management > Settings](#)) is set to true and **Owner Subscription Letter** is enabled, instructors automatically receive the **Owner Subscription Letter**.
- **October 2021 Leganto SF: 00908594**

Previously, Leganto recorded when a list status changed from draft to published. In this release, a new event was added to the **Recent Changes** tab ([Fulfillment > Reading List](#)) that also records when a list status changes from published back to draft.

When enabled ([Configuration > Leganto > Notifications - instructors > List status changed to draft](#)), all those set to receive notifications will also receive a notification that a list was changed from published to draft. The default for this notification is disabled.

For more information, see [Configuring Notifications](#).

- **August 2021 Leganto SF: 00808972**



## Idea Exchange

When copying a citation with a public note, the note is now copied in the following scenarios:

- Duplicating a list in Alma/Leganto
- Copying a section to a different/same list
- Copying a citation in Alma/Leganto to a different/same list
- Moving a citation to a different/same list
- Using clipboard to copy/move

### Note

For rollover, a public note is only copied when the rollover settings are set to do so.

For more information, see [Copying a Citation](#).

- **August 2021 Leganto SF: 00727946**

Leganto now offers out-of-the-box messages to let users know why a list is not accessible. You can configure these messages from **Configuration > Leganto > General > Labels**.

Scenario	Message
If the Reading list visibility dates are set, when accessing a list before the <b>From date</b>	This list will be available on < VISIBLE_FROM date>.
If the Reading list visibility dates are set, when accessing a list after the <b>To date</b>	This list is now closed for access.
Accessing a list that is Archived / Deleted	This list is now closed for access.
Accessing a list that a user is not subscribed to (list is published to course students only)	This list is only available to course participants.
Accessing a list when not logged in	Please login to view this list.
Accessing a list that is a draft	This list is not available for students.

- **August 2021 Leganto**

Cite It! now supports the following sites:

- ODESI
- Sabinet
- Jove
- Open Library

- **August 2021 Leganto**

The Reading List task list now includes an **Initial Request for Review** column. This column indicates the first time an instructor selects **Library Review**. You can set the order by for this column. The column is hidden by default.

---

## Note

The Alma field **Requested for Review On** was changed to **Current Request for Review** – this date is updated any time an instructor sends a list for review.

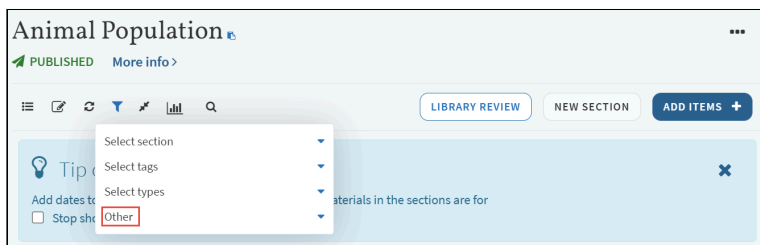
---

- **August 2021 Leganto SF: 00907468**

Previously, the **marc\_incomplete\_field\_indicator** (**Configuration > Leganto > General > Settings**) parameter value was only added to bibliographic records when using automated purchase requests. The **marc\_incomplete\_field\_indicator** parameter value is now also added to bibliographic records created from manual purchase requests.

- **August 2021 Leganto (URM-149979)**

For clarity, the **Select Subject** filter label was changed to **Other**.



Other option

- **August 2021 Analytics**

(URM-149888) The **Citation Number of Loans** field (**Leganto Student Usage > Citations**) was added to the following reports:

- Leganto Instructors Usage - Citation Usage
- Leganto Instructors Usage - List KPIs
- Leganto Instructors Usage - Weekly Citations Active Students
- Leganto Instructors Usage - Weekly List Active Students

- **July 2021 Leganto**

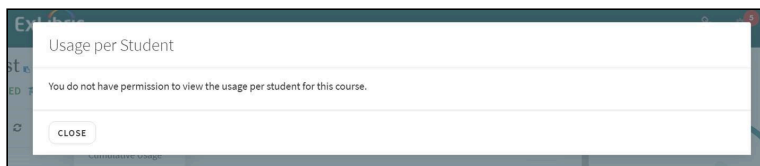
Leganto now includes the parameter **concat\_mapping\_fields** (**Configuration Menu > Leganto > Discovery > Primo Settings**). When set to true, all values mapped to the same field are concatenated. For more information, see [Field Mapping from Primo PNX to Leganto Citations](#).

- **July 2021 Leganto**

Cite It! now extracts **Book Title**, **Start page** and **End page**, and **Volume** fields from Esploro.

- **July 2021 Leganto**

When selecting the **Usage per Student** report, a message now informs users when they do not have permission to view the usage per student for a course. For more information, see [Viewing Student Usage Per Citation \(List Analysis Student Usage\)](#).



**Usage per Student message**

- **July 2021 Leganto**

The parameter **display\_digital\_in\_collection** was added to the Leganto Customer Settings mapping table

([Configuration Menu > Leganto > General > Settings](#)). When set to **true** (default), copying a citation with a digital representation to your collection also copies the digital representations. When set to **false**, Leganto only the metadata is copied.

- **July 2021 Leganto SF: 00907161**

The Leganto Questions **Citation Material Type** dropdown list ([Leganto > List Management > Item Request Questions](#)) was changed to a text field where you can enter multiple codes separated by a comma. For the list of codes, see [Fulfillment > Courses > Citation Material Type](#).

Enabled	Code	Citation Material Type	Availability	Text	Selection Type	Description	Updated By	Last Updated
<input type="checkbox"/>	q1	BK_CR		#1 question	Single choic	#1 question	ex Impl	23/05/2021
<input type="checkbox"/>	q2	All		my question	Multi Choic	#1 question	ex Impl	23/05/2021

**Questions and Answers fields**

- **July 2021 Analytics**

The following note fields were added to [Course Reserves > Reading List Citation](#):

- Leganto Citation Workflow Note
- Leganto Citation Library Notes
- Leganto Citation Library Note Last Update

- **June 2021 Leganto**

The Reports tab was removed from Leganto due to technical issues. In the interim, you can use the List Analysis report. For more information, see [Reading List Analytics](#).

- **June 2021 Leganto**

A new parameter was added to **Leganto Features**: `display_file_option` (true/false, default true). When set to false, **Add file** (in the add item menu) does not display.

- **June 2021 Leganto**

For instructor rollover, we updated the Rollover **Look up course** text to **Select the course to which to roll over this list**.

**Roll Over text**

- **June 2021 Leganto**

The Library can now decide how to display the login screen to a user who selects Citelt! before logging in to Leganto. You can now configure Leganto to display a small login window and then redirect the user back to Citelt. To enable this feature, set the parameter `citeit_login_new_tab` ([Configuration Menu > Leganto > Leganto Features](#)) to false. This feature was initially released in February 2021 but was rolled back because it did not work for some institutions. It is now available for institutions that want to opt-in, but the login process might not work properly for all institutions.

parameter key	parameter module	parameter value	free text description	updated by	last updated
archived_lists	system	false	Whether to display archived l		
citeit_video_link	system	https://www.youtube.com/en	The link to the video displa		
citeit_login_new_tab	system	false	when using Citelt as guest, w	ex Impl	20/04/2021

**Citelt login window parameter**

- **June 2021 Leganto**

When the request status of an item changes to **In Process**, an automatic resource locate is no longer performed since Leganto performs the resource locate automatically when the resource is added to the list. This previously resulted in an error message.

- **June 2021 Leganto**

The left panel is now hidden in the LTI integration profile. If your previous settings were set to enable the Top panel or Both panels, the Top panel will still be enabled.

- **June 2021 Leganto**

Upon selecting some actions, the citation menu in Leganto did not automatically close until the user manually selected elsewhere on the screen. Now, the citation menu automatically closes after selecting any option.

- **June 2021 Leganto SF: 00924567**

We added the option to exclude permalinks from list exports. Set the parameter **export\_permalinks** ([Configuration > Leganto > Leganto Features](#)) to false to hide the permalinks option for exports.

parameter key	parameter module	parameter value	file list description	Updated by	Last Updated
display_report_new_tab	system	true	Whether to display in iFrame.	-	-
display_report_tab	system	false	Whether to display the report	-	-
display_rinfo_search	system	(separated by commas): all ()		-	-
display_section_indentation	system	false	Whether to display the section	-	-
display_sticker_price	system	false	Whether to display sticker price	-	-
embed_pdf_by_default	system	false	Whether PDF files should be e	-	-
embedded_content	system		Allow instructors to embed c	-	-
export_permalinks	system	false	Whether to display the Perma	-	-
force_direct_resolver	system	true	force ufileover to open first li	-	-

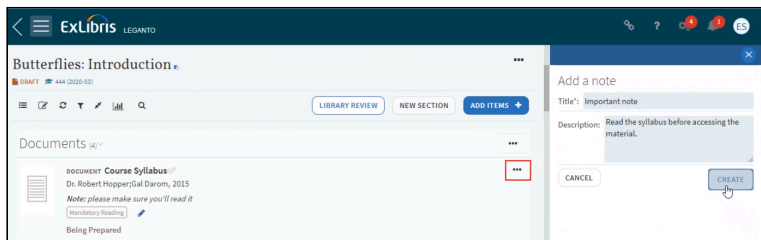
**Export Permalinks configuration**

- **June 2021 Leganto SF: 00880062, 00933405**

Representation links are now hidden when the copyright status is set to **Declined** or **Waiting for Approval**.

- **June 2021 Leganto SF: 00865377**

Section notes no longer have a full display. Only relevant note information such as the title and description displays.



**Add Section Note**

- **June 2021 Leganto SF: 00907161**

We added the option for librarians to include a **Description** for item request questions ([Configuration > Leganto > Item Request Questions](#)). The Description is defined in the customer labels table and supports HTML tags.

Enabled	Code	Citation Material Type	Availability	Text	Selection Type	Description	Updated By	Last Updated
<input checked="" type="checkbox"/>	01	All	all	Digitize	Single c	<b>The	exl_impl	05/10/2021

**Item Request Questions**

You've Added a Physical Item

Physical items are not available this semester. What would you like the library to do with this resource?

Purchase an ebook  
 Digitize a portion  
 Pages:  To:   
 Recommend an alternative resource  
 None of the above

**Description example**

- June 2021 Leganto**  
 If a citation includes an online link, the link displays for students even if the item's copyright status is **Waiting for Approval**.
- June 2021 Analytics**  
 The **Number of Annotations** field was added to Leganto Student Usage > Student Usage. It can be used to display, for example, the number of annotations per student per reading list and the number of unique students that annotated a citation per reading list.
- May 2021 Leganto**  
 You can now create an annotation shape without adding a comment. See [Creating Private Annotations](#).
- May 2021 Leganto**  
 You can now use Citel! from Esploro to create a citation in Leganto. See [Configuring Recommendation Services](#).
- May 2021 Leganto SF: 00924102**  
 If a Leganto permalink is used in an iFrame and 3<sup>rd</sup> party cookies are blocked by the browser, a message will be displayed requesting to open the link in a new tab. This is the same message that is displayed for embedded LTI links when 3<sup>rd</sup> party cookies are blocked. Append **&iframe=true** to the end of the permalink to enable it to work.
- May 2021 Leganto**  
 The **display\_sticker\_price** parameter ([Configuration Menu > Leganto > Features > Leganto Features](#)), which determines who can see the sticker price, now supports the following values: **all**, **librarians**, **instructors**, and **students**, in addition to **true** and **false**. The **true** value is equivalent to **librarians**. Multiple values can be entered, separated by commas.
- May 2021 Leganto SF: 00843808**  
 Section notes now automatically receive a status of Complete. See [Adding a Note to a Reading List](#).
- March 2021 Leganto**  
 You can now configure URLs for the default thumbnails which are used when there is not a cover image. This is configured in Citation Default Thumbnails ([Configuration Menu > Leganto > UI > Citation Default Thumbnails](#)). The supported size is 100 width \* 160 height.


Mapping Table

Cancel Customize

Import Add Row -

Type	Thumbnail URL	Updated By	Last Updated
1 CD	https://media.istockphoto.com	exl_impl	02/18/2021

**Citation Default Thumbnails Configuration**



### Configured Thumbnail in a Citation for a CD Format

See [Configuring Citation Default Thumbnails](#).

- **March 2021 Leganto SF: 00887467 00919734**

The Guest user label that displays when the user is not logged into Leganto, can now be translated. To do this, you must add a label in **Configuration Menu > Leganto > General > Labels**. The value can be changed in the **leganto.guest** code. See [Pre-Administration Tasks](#).

- **March 2021 Leganto SF: 00894596**

The following changes have been made to the process of editing citations in bulk in Leganto:

- When selecting all sections, the sections automatically open to show all of the citations.
- When you delete citations, a warning displays the number of citations you are going to delete.
- The **Add Items** button is now disabled when the Edit Bulk Citations pane is open. A tooltip indicates that the Edit Items pane must be closed to add citations.

- **March 2021 Leganto**

You can now specify a default copyright status for Central Discovery Index (CDI) citations. See [Configuring the Citation Default Copyright Status](#).

- **February 2021 Leganto**

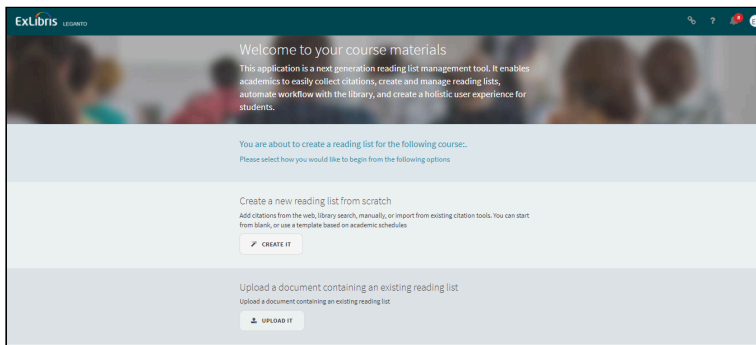


### Idea Exchange

Two new parameters allow you to define when and to whom the value in the **general\_message** parameter will display. The new **general\_message\_dates** parameter allows you to specify a date range when the value in the **general\_message** parameter will display. The new **general\_message\_role** parameter allows you to specify that the value in the **general\_message** parameter will display only for the user role indicated. Possible values are instructor, student, librarian, guest, or leave empty for the general message to display to all users. Multiple roles can be entered, separated by commas. All of these parameters are found in the Leganto Features table (**Configuration Menu > Leganto > Features > Leganto Features**).

- **February 2021 Leganto SF: 00872589**

If a user has instructor privileges for one course but is a student in a second course in the LMS (CMS), Leganto now recognizes this scenario and displays the CMS entry only if the user is the instructor of the course. This is controlled by a new parameter, **display\_cms\_entry\_by\_cms\_role**. When set to **true**, the CMS entry page is displayed according to the role in the CMS. When set to **false**, the CMS entry page is displayed according to the Alma user role.



### CMS Entry Page

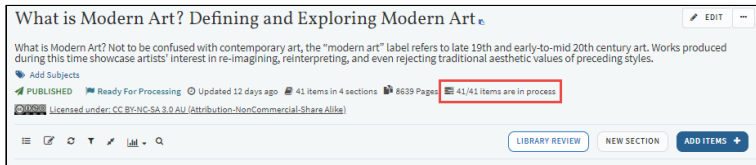
- **February 2021 Leganto SF: 00873506 00903697**

A new parameter allows you to block guest access to Leganto. The parameter, **Force\_login**, is found on the **Configuration Menu > Leganto > General > Settings** page and is true/false. When set to true, guest users' access to Leganto is blocked. Any link that previously allowed guest access will now present a login page. See [Leganto](#)

## [Customer Settings Parameters.](#)

- **February 2021 Leganto SF: 00904753**

The new **display\_in\_process** parameter (**Configuration Menu > Leganto > Features > Leganto Features**) allows you to hide the process status in Leganto. When set to **false**, the status is suppressed. When set to **true**, which is the default, the status is displayed.

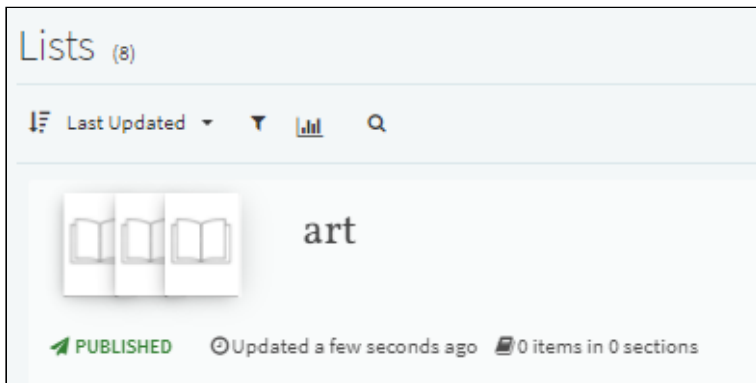


### Citation List

See [Viewing a Reading List](#).

- **February 2021 Leganto**

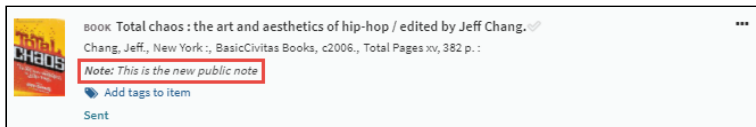
The **default\_list\_sort\_instructors** parameter (**Configuration Menu > Leganto > List Management > Settings**) now defaults to the list\_updated value for the Citations list, meaning it is sorted by most recently updated.



### Citations List

- **February 2021 Leganto SF: 00897256**

Public notes in the Citation view now appear without the quotation marks.



### Citation View

- **February 2021 Leganto SF: 00910873**

Previously, in the student view of Leganto, when access to an article or chapter was restricted by copyright to one week before the semester starts, it was formatted as DD-MM-YYYY. It is now formatted as defined in the system\_date\_format parameter.

- **February 2021 Analytics**

The **Time** and **Date and Time** fields were added to Leganto Student Usage > Event Date to display the date and time of the event.

- **February 2021 Analytics**

The **Searchable ID fields 4-10** were added to supplement the existing Searchable ID fields 1-3 in the Courses dimension of the Leganto Student Usage and Leganto Instructor Usage Events subject areas.

- **February 2021 Analytics**

Analytics now displays information about courses created from a learning management system using Learning Tools Interoperability (LTI). This information is available in the Leganto Instructor Usage Events subject area, under Instructor Usage Events. **Create a Course from LTI** is now one of the event types.

- **January 2021 Analytics**

The following fields were added to the Reading List folder in the Course Reserves, Leganto Student Usage, and Leganto Instructors Usage Events subject areas:

- Review Requester Name – in "last name, first name" format
- Review Requester Name and ID – in "ID, last name, first name" format

- **December 2021 Fulfillment - Course Reserves**



### Idea Exchange

When a purchase request is created from a citation, a new bibliographic record is created if one does not already exist. If the purchase request is rejected, the bibliographic record is deleted. Previously, the citation remained attached to the **MMS\_ID** of the deleted bibliographic record. Now, the **MMS\_ID** is also detached from the citation.

- **December 2021 Fulfillment - Course Reserves**



### Idea Exchange

Institutions now have the option to set the **DCS Synchronize** job to run every six hours, in addition to the existing option of running it once a day.

For more information, see [DCS Synchronize](#).

- **December 2021 Fulfillment - Course Reserves**



### Idea Exchange

When rolling over a course, Alma now enables you to `Copy` (**Configuration Menu > Leganto > List Management > Instructor Rollover Operations**) an:

- internal library note

The option is disabled by default.

For more information, see [Configuring Course Loading](#).

- **November 2021 Fulfillment - Course Reserves**

The **Section ID** field, already in Leganto Student Usage and Leganto Instructor Usage Events > Reading List Sections, was added to Course Reserves > Leganto Reading List Section.

- **November 2021 Fulfillment - Course Reserves**

The **Citation Material Type Code** field was added to the following subject areas under the Citations or Reading List Citations dimensions:

- Course Reserves
- Purchase Requests
- Leganto Student Usage
- Leganto Instructor Usage Events

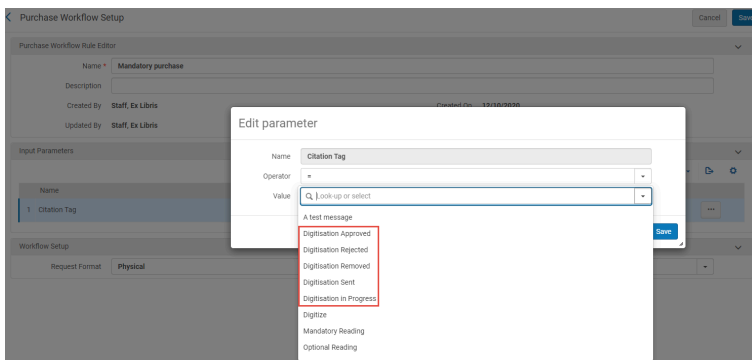
- **October 2021 Fulfillment - Course Reserves**

Alma now supports itemized Reading List sets containing more than 1000 Reading List IDs.

- **October 2021 Fulfillment - Course Reserves SF: 00924743**

The following changes were made in the Reading List dimension of the Course Reserves, Leganto Student Usage, and Leganto Instructor Usage Events subject areas:

- The **Leganto Date Sent For Library Review** and **Leganto Date Sent For Library Review (Calendar)** fields were renamed to **Leganto Last Sent for Library Review Date** and **Leganto Last Sent for Library Review Date (Calendar)** respectively.
- The **Leganto First Sent for Library Review Date** field and **Leganto First Sent for Library Review Date (Calendar)** field were added
- **August 2021 Fulfillment - Course Reserves SF: 00924743**  
The **Leganto List Library Notes** and the **Leganto List Library Notes Last Update** fields were added to Course Reserves > Reading List. They indicate the reading list library notes and the date that the notes were last updated.
- **August 2021 Fulfillment - Course Reserves**  
If the reading list has no citation, the Librarian > First Name and Librarian > Last Name fields now contain the librarian name. However, if there is no reading list, the value of these fields is *unassigned*. In this case, the Librarian > User ID field is also *unassigned*.
- **July 2021 Fulfillment - Course Reserves**  
A new event was added to the **DCS synchronize** job report to include copyrights whose statuses remain unchanged.
- **June 2021 Fulfillment - Course Reserves**  
The following DSC system tags can be used when creating a rule to auto-generate a purchase request (**Configuration > Fulfillment > Courses > Citation Processing Rules**):
  - Digitisation Approved
  - Digitisation Rejected
  - Digitisation Removed
  - Digitisation Sent
  - Digitisation In Progress



## Digitisation

- **April 2021 Fulfillment - Course Reserves**  
You can now control whether there will be an option to automatically attach files to a citation in a digitization request. When the **auto\_attach\_digitization\_to\_citation** parameter is set to true (**Configuration Menu > Fulfillment > General > Other Settings**), the option is available. When set to false, the option is unavailable. See [Configuring Other Settings \(Fulfillment\)](#).
- **February 2021 Fulfillment - Course Reserves**  
You can now create a set of courses by uploading a file that contains the course IDs. For more information, see [Creating Itemized Sets](#).
- **January 2021 Fulfillment - Course Reserves SF: 00855648**

When a user is added as an instructor to a course in Alma, the instructor role is added if it was not already present for the user. The role expiration date is calculated based on the `instructor_role_expiration_months` parameter ([Fulfillment > General > Other Settings](#)).

## Resolved Issues

- **December 2021 Release Update Leganto SF: 06045287**  
Previously, the **Mark as Broken** link appeared in the new PDF viewer when `mark_as_broken` in [Configuration > Leganto > Leganto Features](#) was blank. This was fixed.
- **December 2021 Leganto SF: 05327004**  
Previously, list names with commas could not be exported to Word. This was fixed.
- **December 2021 Leganto SF: 01008377**  
When adding an item from Mendeley, journal articles were added as Journals. These items are now added as Articles.
- **December 2021 Leganto SF: 00990122**  
The Links icon and Guest text in the Leganto header now change color on dark/light background colors.
- **December 2021 Leganto SF: 00633039**  
When creating duplicate mappings in Primo for chapter title and author, duplicate values were created in the citation (chapter title + regular title). This was fixed.
- **December 2021 Leganto SF: 00972746 00984385 00985753**  
Purchase requests failed when the academic department included the **&** character. This was fixed.
- **December 2021 Leganto SF: 00965724**  
On the branding page in Alma, the **Your institution has customized branding** field was renamed **Leganto logo exists**.
- **December 2021 Leganto SF: 00920640**  
Item requests created from Leganto now include `Leganto` in the **Creator** field.
- **November 2021 Release Update Leganto**  
There are no issues for the November Release Update.
- **November 2021 Leganto**  
For some institutions, Cite It! from Filmdiy did not work. This was fixed.
- **November 2021 Leganto SF: 01000833 01006093**  
When using Moodle and Leganto assignments, some screens endlessly displayed the wait diamonds. This was fixed.
- **November 2021 Leganto SF: 00738401 00961731 00983601 01008372**  
The Leganto in list analytics displayed incorrect date values. This was fixed.
- **November 2021 Leganto SF: 00989130**  
Whenever the Enrollment DELETE API was called, it deleted the enrollment for all courses rather than for a specific course. This was fixed.
- **November 2021 Leganto SF: 00975292**  
The sections label for PDF exports was fixed.
- **November 2021 Leganto SF: 00987113**  
You can now customize the **Publish** button tooltip without changing the label.
- **November 2021 Leganto SF: 00975911**  
Some text presented in Leganto did not support HTML. This was fixed.
- **November 2021 Leganto SF: 00973915**  
Previously, only list owners could move or copy citations in a list. This was fixed.
- **November 2021 Leganto SF: 00983592**  
To prevent confusion, when selecting **Duplicate List**, the **Duplicate List** option will be disabled until the duplication completes.
- **November 2021 Leganto SF: 00980701**  
When creating a borrowing request from a reading list citation, if the citation has start/end page values, the borrowing

- request **Pages** field populates with that page range (based on the start/end pages).
- **November 2021 Leganto SF: 00973030**  
We have improved the user experience when dragging a new item to a new section.
  - **November 2021 Leganto SF: 00968770**  
A message now appears for empty sections.
  - **November 2021 Leganto SF: 00936533**  
Previously, adding instructors using the multi\_inst column in the course loader using + was not supported. This was fixed.
  - **November 2021 Leganto SF: 00922730**  
Citelt! for Taylor & Francis did not work when proxied. This was fixed.
  - **October 2021 Release Update Leganto**  
Reordering of sections using the drag handle did not save the new order. This was fixed.
  - **October 2021 Release Update Leganto SF: 00999650**  
For some links the public note was missing. This was fixed.
  - **October 2021 Release Update Leganto**  
Previously, instructors were unable to view the entire assignment screen when viewing an assignment. This was fixed.
  - **October 2021 Release Update Leganto SF: 00993100**  
Japanese citations were not searchable in the Reading list. This was fixed.
  - **October 2021 Release Update Leganto SF: 00994476**  
Previously, the Leganto left panel was not customizable. This was fixed.
  - **October 2021 Release Update Leganto**  
Previously, when adding tags, the new tags were not translated. This was fixed.
  - **October 2021 Release Update Leganto**  
Previously, the Alma citation form was missing the **Source** field. This was fixed.
  - **October 2021 Leganto SF: 00949567**  
In some cases, lists with over 150 citations did not display all citations in a list. This was fixed.
  - **October 2021 Leganto SF: 00974629**  
The Reading List Citation field **Citation Digital File Date Added (Calendar)** was renamed **Citation Digital File Date Added (Calendar) (to be deprecated)**. This field will be removed in the November release.
  - **October 2021 Leganto SF: 00957089**  
The **Reset** button label (**Configuration > Leganto > UI > Branding**) was renamed **Restore**.
  - **October 2021 Leganto SF: 00950508**  
Previously, when an operator with the role Course Reserves Manager with a library Scope opened the Reading Lists Task list, the **Assigned to others** tab was missing. This was fixed.
  - **October 2021 Leganto SF: 00968730**  
Previously, a self-registered Course Reserves Viewer was unable to update their name and email address. This was fixed.
  - **October 2021 Leganto SF: 00973688**  
Improvements were made to the **Accessibility** menu in the user settings.
  - **October 2021 Leganto SF: 00962069**  
In some cases, duplicate rows existed in the guided videos mapping table. This was fixed.
  - **October 2021 Leganto SF: 00971476**  
When searching Summon, diacritics did not appear properly. This was fixed.
  - **October 2021 Leganto SF: 00963889**  
Previously, duplicated rows were allowed in the Item Request Questions table. This was fixed.
  - **October 2021 Leganto SF: 00956535**  
When rejecting a digitization request, the DCS tag is now removed.
  - **October 2021 Leganto SF: 00947206**  
In some cases, the citation **More details** view did not appear. This was fixed.
  - **October 2021 Leganto SF: 00931403**

- Previously, the Analytics Reading List Citation displayed digital file names from a previous reading list. This was fixed.
- **October 2021 Leganto SF: 00940545**  
Previously, when customizing BIB mapping rules, the rows were duplicated. This was fixed.
  - **October 2021 Leganto SF: 00948092**  
Previously, the **Publication date** was not included on purchase requests that were automatically created by a non-repository citation. This was fixed.
  - **October 2021 Leganto SF: 00903997**  
Previously, on the welcome screen, a form was displayed and then disappeared. This was fixed.
  - **October 2021 Leganto SF: 00937547**  
In some cases, the **Find list** displayed an incorrect number of results. This was fixed.
  - **October 2021 Leganto SF: 00909521**  
In some cases, **Availability** was not displayed in the citation full view. This was fixed.
  - **October 2021 Leganto SF: 00880153**  
In some cases, the general electronic services did not appear. This was fixed.
  - **October 2021 Leganto SF: 00874364**  
For the Analytics Link Resolver subject area, Leganto sources were excluded from the **Link Resolver Usage** report. This was fixed.
  - **October 2021 Leganto SF: 00886061**  
Previously, Reading Lists did not load properly in some circumstances. This was fixed.
  - **September 2021 Leganto SF: 00924223**  
Updating a citation using the citation API caused the citation to move to a different section. This was fixed.
  - **September 2021 Leganto SF: 00978576**  
In some cases summon results did not display the correct availability. This was fixed.
  - **August 2021 Release Update Leganto**  
There are no issues for the August Release Update.
  - **August 2021 Leganto SF: 00977205**  
The Processing status mistakenly displayed in the Alma reading list. This was fixed.
  - **August 2021 Leganto SF: 00970569**  
LTI 1.3 links did not open correctly when opening multiple tabs. This was fixed.
  - **August 2021 Leganto SF: 00962789**  
Previously, Alma citation sets with more than 1000 members did not display correctly. This was fixed.
  - **August 2021 Leganto SF: 00966898**  
The concatenation of multiple fields from Primo mapping now uses ";" instead of a space as a delimiter.
  - **August 2021 Leganto SF: 00963541**  
Previously, it was not possible to use keyboard navigation to select options within the Accessibility menu. This was fixed.
  - **August 2021 Leganto SF: 00955418 00965570**  
When removing a tag from a citation, some of the metadata was also removed. This was fixed.
  - **August 2021 Leganto SF: 009907054**  
In some cases, the Process and Enrich Citations Job had incorrect counters. This was fixed.
  - **August 2021 Leganto SF: 00945460 00968483**  
When importing a .lgn file, the **Modified By** field was incorrect. This was fixed.
  - **August 2021 Leganto SF: 00960224**  
Previously, the List status changed when a section note was added. This was fixed.
  - **August 2021 Leganto SF: 00904805 00965732**  
The date picker now uses the date format configured in Alma.
  - **August 2021 Leganto SF: 00935076**  
Previously, the citation API did not work properly for specific fields. This was fixed.
  - **August 2021 Leganto SF: 00941341**  
Cite It! was fixed for Ovid.

- **August 2021 Leganto SF: 00941695**  
Previously, analytics truncated values for library discussion after commas. This was fixed.
- **August 2021 Leganto SF: 00938278 00963092**  
Previously, the weekly active students graph did not display properly. This was fixed.
- **August 2021 Leganto SF: 00941949**  
Previously, the Leganto Create List reminder email was not categorized as patron-facing. This was fixed.
- **August 2021 Leganto SF: 00934191**  
Previously, when configuring default thumbnails, the Book thumbnail did not display as the default thumbnail. This was fixed.
- **August 2021 Leganto SF: 00920669**  
Previously, some RIS file fields did not import correctly and the list needed to be refreshed in order to view a citation in full view. This was fixed.
- **August 2021 Leganto SF: 00950838**  
Previously, Cite It! on PDF files from EBSCO did not work. This was fixed.
- **August 2021 Leganto SF: 00940922**  
Previously, Mendeley searching returned an error. This was fixed.
- **August 2021 Leganto SF: 00938071**  
Previously, when exporting a Leganto list, spaces were replaced with a +. This was fixed.
- **August 2021 Leganto SF: 00946712**  
Previously, when editing a citation in Alma, some fields were removed for no reason. This was fixed.
- **August 2021 Leganto SF: 00929834**  
You can now edit citations in Leganto and enable the **Personal copy** parameter. The parameter only appears if the citation is not attached to an Alma title.
- **August 2021 Leganto SF: 00884689 00958139**  
Questions & Answers did not always display when using Cite It!. This was fixed.
- **August 2021 Leganto SF: 00924487**  
Previously, citations were reordered when scrolling through a list on Microsoft Surface devices. This was fixed.
- **August 2021 Leganto SF: 00924612 00971454 00972270 00972655 00972784 00973228 00973788**  
The job 'Email Leganto notifications to users' was failing. This was fixed.
- **August 2021 Leganto SF: 008727232 00945684**  
Previously, General Electronic Service names were not translated. This was fixed.
- **July 2021 Release Update Leganto**  
Previously, LTI 1.3 did not support user roles. This was fixed.
- **July 2021 Leganto SF: 00936497**  
The Section title disappeared when uploading RIS file. This was fixed.
- **July 2021 Leganto SF: 00935956**  
The error message:  
"Based on your browser settings, it is required that you open the list(s) in a new tab.<br> Please click below to open your list(s) in a new tab"  
was not translatable. This was fixed.
- **July 2021 Leganto SF: 00945944**  
The user API returned unneeded data. This was fixed.
- **July 2021 Leganto SF: 00920719**  
When copying a citation to a collection, the **Modified By** and modification date changed. This was fixed.
- **July 2021 Leganto SF: 00933180**  
The option "Remove from clipboard" displayed in situations when it was not relevant. This was fixed.
- **July 2021 Leganto SF: 00860491**  
In some cases, the Summon results in Leganto did not match the results in Summon. This was fixed.
- **July 2021 Leganto SF: 00939679**  
A citation could not be added to the list in some cases. This was fixed.
- **July 2021 Leganto SF: 00929336**

In the course loader report, some counters were fixed.

- **July 2021 Leganto SF: 00932433**  
The **Updated By** field was not being changed when using Recommended Features. This was fixed.
- **July 2021 Leganto SF: 00924612**  
Some counters were fixed in the Leganto notification email.
- **July 2021 Leganto SF: 00929541**  
Previously, Leganto displayed a digitization link for electronic items. Now, the following message is displayed for electronic items:  
A digitization request cannot be created because the resource is available electronically.
- **July 2021 Leganto SF: 00908698**  
Previously, the course **Submit By** date did not display for a list unless it had a citation with a due date. This was fixed.
- **July 2021 Leganto SF: 00896523**  
The date picker did not translate the days/months to the interface language. This was fixed.
- **July 2021 Leganto SF: 00821295**  
Previously, when adding an item from CiteIt! to a collection and then to a list, the source URL was not moved even if the `move_source_url` flag was set to true. This was fixed.
- **June 2021 Release Update Leganto**  
There are no issues for the June Release Update.
- **June 2021 Leganto SF: 00924223**  
Updating a citation using the citation API caused the citation to move to a different section. This was fixed.
- **June 2021 Leganto SF: 00925603**  
The following labels were added:  
**More details > citation.view.btn.more.details**  
**Fewer details > citation.view.btn.fewer.details**  
**More item details > citation.btn.more.details**  
**Fewer item details > citation.btn.fewer.details**  
The old labels were deleted.
- **June 2021 Leganto SF: 00936064**  
The label `citation.edit.drag.file.here.` could not be customized because of the dot at the end. It was replaced with the label `citation.edit.drag.file.here.all`
- **June 2021 Leganto SF: 00929983**  
List description was lost when working with two tabs. This was fixed.
- **June 2021 Leganto SF: 00939666**  
Going forward, Leganto questions with the same conditions for citation type and availability will be sorted in alphabetical order (by question code).
- **June 2021 Leganto SF: 00849831**  
When uploading a PDF file, in some cases the citation type changed to Article for no reason. This was fixed.
- **June 2021 Leganto SF: 00907468**  
Network zone bibliographic records were created without the incomplete indication. This was fixed.
- **June 2021 Leganto SF: 00792059**  
The site HeinOnline was removed from supported Cite It! Sites.
- **June 2021 Leganto SF: 00935609**  
The labels "View more notes" and "View less notes" were not translated. This was fixed.
- **June 2021 Leganto SF: 00933016**  
Discussions on a list would reset after selecting a filter. This was fixed.
- **June 2021 Leganto SF: 00904805**  
The date format caption on the date picker was wrong. This was fixed.
- **June 2021 Leganto SF: 00864733**  
List scrolled to the top in some cases for no reason. This was fixed.
- **June 2021 Leganto SF: 00920971**  
In some cases, the list thumbnails were not displaying the correct thumbnails. This was fixed.

- **June 2021 Leganto SF: 00917148**  
Export PDF job failed in some cases. This was fixed.
- **June 2021 Leganto SF: 00917180 00905492 00579213**  
The date value was wrong in some cases. This was fixed.
- **May 2021 Release Update Leganto**  
There are no issues for the May Release Update.
- **May 2021 Leganto SF: 00944294**  
Some items could not be added from the Primo search to a list. This was fixed.
- **May 2021 Leganto SF: 00923506**  
The label on a citation, **Less Details**, was changed to **Fewer Details**.
- **May 2021 Leganto SF: 00909013**  
Previously, when the license type was **No Declaration**, **No Declaration (not listed)** was displayed in the **Creative Commons** dropdown list on the Edit Citation page. This was fixed. Now, in this situation, a blank value is selected in the dropdown list.
- **May 2021 Leganto SF: 00924957 00930534 00931536 00931910**  
The Instructor Search option in Leganto Find Lists Advanced Search was returning incorrect results. This was fixed.
- **May 2021 Leganto SF: 00925259**  
Previously, when landing on a page from an LTI link, the librarian could not view lists in draft mode. This was fixed.
- **May 2021 Leganto SF: 00922179**  
In some cases, changes made to the Copyright Status/Request Status of citations in duplicated reading lists were not saved. This was fixed.
- **May 2021 Leganto SF: 00921663**  
The Leganto General Message was not translated. This was fixed.
- **May 2021 Leganto SF: 00911361**  
In the preview mode for the Leganto Create List - Reminder Email letter, The **Update Now** link appeared in a different place in Preview mode than what was actually sent. This was fixed.
- **May 2021 Leganto SF: 00924086**  
When the **email\_notifications\_group** parameter was disabled for a user group (left blank), the **Receive Notifications by Email** check box still appeared for instructors. This was fixed.
- **May 2021 Leganto SF: 00922240 00923866**  
In some cases, when adding items from Primo, the wrong question was displayed. This was fixed.
- **May 2021 Leganto SF: 00918631**  
When exporting to LGN, the review requester name and date was not included in the export. This was fixed.
- **May 2021 Leganto SF: 00921728**  
If a URL in Help Pages cannot be opened in embedded mode, it will now be opened in a new tab.
- **May 2021 Leganto SF: 00841343**  
Citation processing rules did not always calculate the availability correctly. This was fixed.
- **May 2021 Leganto SF: 00916815 00920146**  
Previously, if the secondary citation type changed, the primary citation type was not updated. This was fixed..
- **May 2021 Leganto SF: 00870893**  
In some cases lists could not be created when course code included a "/". This was fixed.
- **May 2021 Leganto SF: 00888808**  
Leganto could not successfully delete reading lists with more than 1000 items. This was fixed.
- **May 2021 Leganto SF: 00895008**  
When creating a purchase request from a citation, the requester field was not populated correctly according to the list assignee or logged in user. This was fixed.
- **May 2021 Leganto SF: 00909275**  
Citations added from external records in Primo VE did not have a link. This was fixed.
- **March 2021 Release Update Leganto**  
There are no issues for the March Release Update.
- **March 2021 Leganto SF: 00923112 00926142**

When in student view, the list filter menu was cut off by the left hand menu. This was fixed.

- **March 2021 Leganto SF: 00920651**  
Network records appeared even when the **related\_records** parameter was set to **false**. This was fixed.
- **March 2021 Leganto**  
If Primo returns 0 as a facets count (when searching against EBSCO), the number no longer displays in Leganto.
- **March 2021 Leganto SF: 00919074**  
URL validation was done only on the main source field in citation. This was fixed. Now, the URLs in source1-source10 are also checked.
- **March 2021 Leganto SF: 00916904 00919640**  
Some filters disappeared after editing an item in a filtered list. This was fixed.
- **March 2021 Leganto**  
RIS now supports importing and exporting for the Web type.
- **March 2021 Leganto SF: 00475138**  
In the analytics reports, the **Origin** value that previously displayed "PC" will now display "CDI" (Ex Libris Central Discovery Index).
- **March 2021 Leganto SF: 00913690 00913691 00914172**  
Regarding the Leganto Questions feature: Library tags (intended for librarians) were also visible to instructors after choosing an answer. This was fixed.  
The workflow note (intended for librarians) was visible to instructors. This was fixed.
- **March 2021 Leganto SF: 00910202**  
When importing RIS files, in some cases the citation type generated was incorrect. This was fixed.
- **March 2021 Leganto**  
The **Not Marked as Read** filter label was changed to **Marked as Incomplete**.
- **March 2021 Leganto SF: 00896518 00899021**  
The Reading List actions menu cut off when zoomed in on Firefox. This was fixed.
- **March 2021 Leganto SF: 00909275**  
Citations created from a Primo VE external records did not have a link value in the **source URL** field. This was fixed.
- **March 2021 Leganto SF: 00909118**  
When moving from one citation to another using the next and previous buttons in the citation full view, links and availability did not refresh. This was fixed.
- **March 2021 Leganto SF: 00896239**  
In some cases, the citation status was incorrect when items were pushed from Primo to Leganto. This was fixed.
- **March 2021 Leganto SF: 00867524**  
Configuring the citation\_primo\_url\_regexp parameter had no effect. This was fixed.
- **March 2021 Leganto SF: 00923117**  
In some cases, when adding citations from Primo, the URL in the citation was corrupted. This was fixed.
- **February 2021 Leganto**  
If source URL does not start with HTTP, an error message is now displayed and the citation cannot be saved.
- **February 2021 Leganto SF: 00904313**  
Users that were not marked as instructors in the LMS were still added as course instructors in Leganto. This was fixed..
- **February 2021 Leganto SF: 00888677 00889055**  
When searching for citations with the **Citation Available** status, citations were incorrectly displayed with a status of **Full Text Available**. This was fixed.
- **February 2021 Leganto SF: 00903098**  
In some cases newspapers links did not display in Leganto. This was fixed.
- **February 2021 Leganto SF: 00905516**  
The Creative Commons license image tool tip was not displaying correctly. This was fixed.
- **February 2021 Leganto SF: 00903816**  
Moving a citation between sections with the arrow buttons made a citation disappear. This was fixed.
- **February 2021 Leganto SF: 00903758**

When importing an RIS file to create an RL, the published date field value was duplicated. This was fixed.

- **February 2021 Leganto SF: 00904012**  
Previously, locked sections could only be unlocked by the user that locked them. This was fixed. Now, a librarian or administrator can unlock sections locked by instructors.
- **February 2021 Leganto SF: 00887837**  
On the Find List page, after performing a search, the page did not scroll to the top, thus not displaying the first result on the page. This was fixed.
- **February 2021 Leganto SF: 00887509**  
When filtering lists by tags, some tags were not displaying. This was fixed.
- **February 2021 Leganto SF: 00917940**  
Citelt! did not load on the new Informit interface. This was fixed.
- **February 2021 Release Update Leganto SF: 00922807**  
In Leganto when publishing a list, some options were not clickable. This was fixed.
- **February 2021 Release Update Leganto SF: 00884767**  
In some cases, the wrong question was displayed in Leganto Q&A. This was fixed.
- **January 2021 Leganto SF: 00898839**  
In the Links & Availability section of Leganto, when the link contained a hyphen, it was truncated at the hyphen. This was fixed.
- **January 2021 Leganto SF: 00900689**  
When updating citations via the courses API, the Title field was incorrectly being checked as mandatory. When the field was empty, an error was generated and the citation was not saved. This was fixed.
- **January 2021 Leganto SF: 00886019**  
Translation support was added for the items in the drop down menu for the Reading List Publication Status.
- **January 2021 Leganto SF: 00878118 896571**  
The Leganto Source field now validates that a value begins with http.
- **January 2021 Leganto SF: 00843720**  
Previously, the citation attributes dropdown was not populated with the relevant option after choosing a citation attribute type. This was fixed.
- **January 2021 Leganto SF: 00822685**  
In the Physical Items Subject Area and Course Reserves area of Analytics, the **Active Course Code** and **Active Course Name** fields appeared empty for several courses that were in **Active** status. This was fixed.
- **January 2021 Release Update Leganto**  
Viewing List Details in mobile through campusM was not formatted correctly. This was fixed.
- **January 2021 Release Update Leganto**  
The public note was re-added for editing in the full view (changes made in the January release were rolled back).
- **December 2021 Fulfillment - Course Reserves SF: 00944271**  
Citation processing rules for electronic inventory did not account for citations with resolved URLs (such as CDI records). This was fixed.
- **December 2021 Fulfillment - Course Reserves SF: 00970404**  
Tag labels are now translated in the reading list's tag filter dropdown.
- **October 2021 Fulfillment – Course Reserves**  
Leganto specific features no longer appear for non-Leganto customers.
- **June 2021 Fulfillment – Course Reserves SF: 00917148**  
Exporting PDFs was failing in some cases. This was fixed.
- **January 2021 Fulfillment – Course Reserves SF: 00887698**  
In the course loader job, a more accurate error message appears instead of 'Failed records'.
- **January 2021 Fulfillment – Course Reserves SF: 00848125**  
Bibliographic details were overwriting citation details for non-repository citations. This was fixed.