

Summon

Overview

The Summon product integration provides users with the ability to search for a wealth of academic content. The Summon PI improves the discovery of your library's collection and institutional resources.

User Activities

Users can search for a variety of resources, use the advanced search option, use the useful links page, or view additional details for resources.

Offline Support

No offline support is provided. The user must be online to retrieve the directory data.

Screenshots

The following is an overview of the Summon product integration user interface for reference when configuring it:

Search for resources and view the results	View additional details for the selected resource
---	---


6:30 📶 🔋

[← Back](#) Summon [Done](#)


Summon

🔍 Global warming Search


4251089 results




A question of balance
by Nordhaus, William D
Subtitle: weighing the options on global warming policies >
Publisher: Yale University Press
Publication Year: 2008
Content Type: Book





Climate capitalism
by Paterson, Matthew, 1967
Subtitle: global warming and the transformation of the global economy >
Publisher: Cambridge University Press
Publication Year: 2010
Content Type: Book



Global Warming Gridlock
by Victor, David G
Subtitle: Creating More Effective


Home



Advanced Search


Useful Links

View and select various useful links

6:31 📶 🔋

[← Back](#) Summon [Done](#)

 Additional Details

Title A question of balance >

Author Nordhaus, William D

Content Type Book, eBook

Database Name Duke University Library Catalog, ECONIS


Discipline Social Welfare & Social Work, Meteorology & Climatology, Physics, Business


ISBN 0300137486, 9780300209396, 9780300137484, 0300209398


Language English

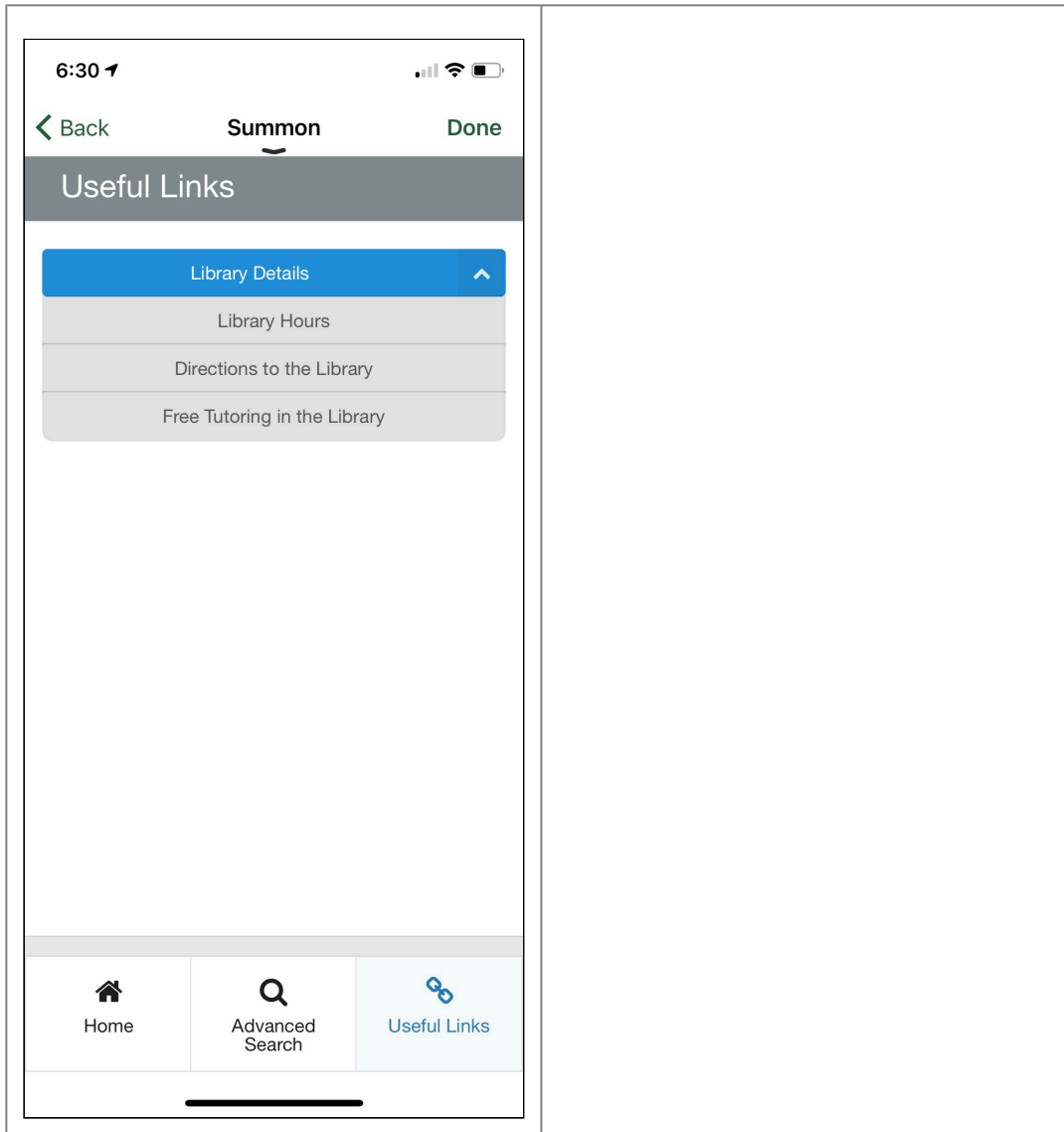
Library Duke Kunshan Library, Ford Library, Perkins/Bostock Library, Library Service Center

Page Count xiii, 234 pages


Home


Advanced Search


Useful Links



Technical Overview

Supported Versions

The Summon API is used for the integration. See [APIs](#) for more information on the Summon API.

Prerequisites

You must have your Summon host, access ID, and secret key to complete the configuration for Summon.

Configuration

To configure the Summon product integration, select **Product Integrations > Add Product Integration**.

Select **Library > Summon**. The following table describes the configuration options available on this page. Note that while

most of these fields are not mandatory, they are displayed with their default values unless otherwise stated.

Configuration Option	Description	Mandatory	Data Type	Default	Example
Manage Integration					
Enable Product Integration	Select to enable the product integration on the user's app.	No	Checkbox	Unselected	
Product Integration Description	A description of the product integration for internal use	Yes	String		
Screen Title	Appears in the top header (of the integration, in the app)	No	String	Summon	
Vendor					
Vendor Name	Defines which vendor the integration connects to	Yes	Object		Summon
Host	The hostname of the Summon solution, example: api.summon.serialssolutions.com	Yes	String		api.summon.serialssolutions.com
Access ID	The client's short name	Yes	String		demo
Secret Key	The client's secret key for the Summon API	Yes	String		
General					
URL for Advanced Search Link	The URL for the Summon page for an advanced search	Yes	String		
Home Page Nav Bar Label	Label for the nav bar tab	No	String	Home	
Advanced Search Nav Bar Label	Label for the nav bar tab	No	String	Advanced Search	
Useful Links Page Nav Bar Label	Label for the nav bar tab	No	String	Useful Links	
Service Failure Message	Sets the message that appears when the integration is unable to reach or process the service call correctly	No	String		The page is having trouble fetching the directory — please try again shortly
Home Page — Page Title	Appears at the top of the page	No	String	Summon	
Home Page — Search Bar Text	Sets the placeholder text in the search bar	No	String	Enter search term ...	

Configuration Option	Description	Mandatory	Data Type	Default	Example
Home Page — Search Button Text	Sets the text displayed on the search button	No	String	Search	
Home Page — More Results Button Text	Sets the text displayed on the button that displays additional results	No	String	Show More Results	
Home Page — No Results Message	Sets the texts that display when the search returns zero results	No	String	Your search did not match any records	
Additional Details — Page Title	Appears at the top of the page	No	String	Additional Details	
Useful Links — Page Title	Appears at the top of the page	No	String	Useful Links	
Useful Links — Links Group Title	Enter the title for the Links Group	No	String		
Useful Links — Link Title	Enter the Link title	No	String		
Useful Links — Link URL	Enter the Link URL	Yes	String		
Look and Feel					
Primary Theme Color	Select a color for the main elements on the page	Yes	Color Code	#444444	
Secondary Theme Color	Select a color for the secondary elements on the page	Yes	Color Code	#6f8ea4	
Import/Export Configuration					
You can configure product integration and then export it to another campusM environment, for example, from sandbox to production or from preview to production.					
Export	Create a JSON file with all product integration configurations.	No			
Import	Use this option to load configuration from JSON of an exported product integration.	No			